



MUGBERIA GANGADHAR MAHAVIDYALAYA

P.O.—BHUPATINAGAR, Dist.—PURBA MEDINIPUR, PIN.—721425, WEST BENGAL, INDIA

NAAC Re-Accredited B+Level Govt. aided College

CPE (Under UGC XII Plan) & NCTE Approved Institutions

DBT Star College Scheme Award Recipient

E-mail : mugberia_college@rediffmail.com // www.mugberiangangadharmahavidyalaya.ac.in

1.4.1: Institution obtains feedback on the academic performance and ambience of the institution from various stakeholders, such as Students, Teachers, Employers, Alumni etc. and action taken report on the feedback is made available on institutional website

**Feedback analysis report submitted to appropriate bodies
for the academic year 2022-2023**

Students Feedback Analysis on Curriculum 2023

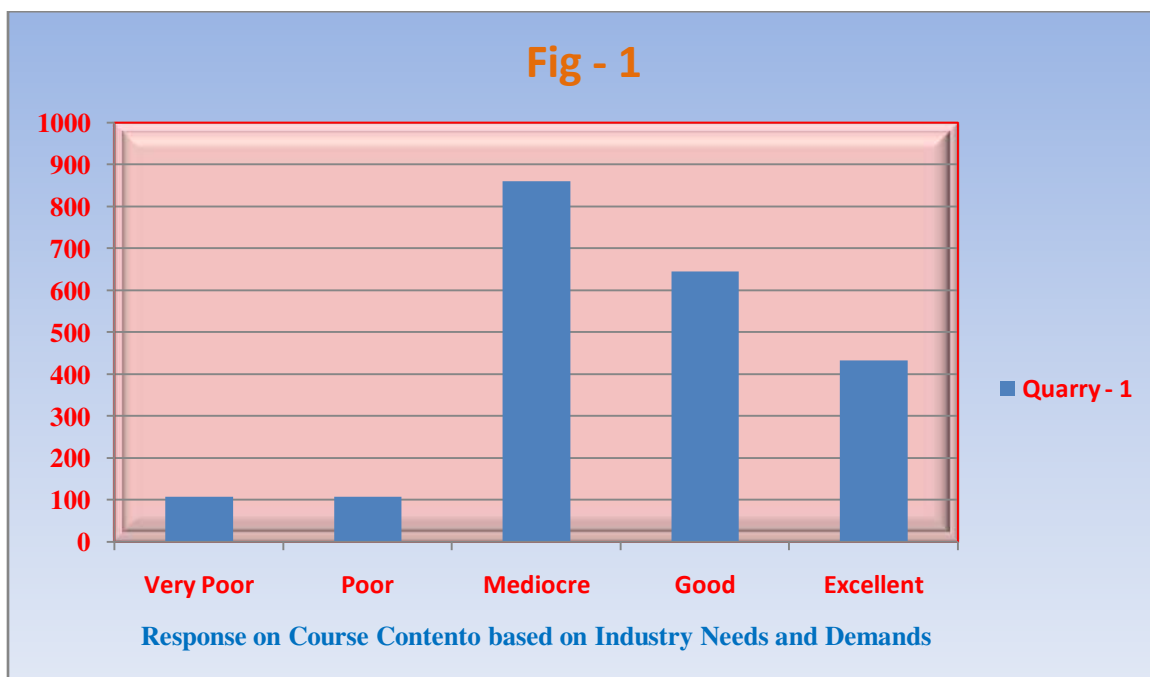
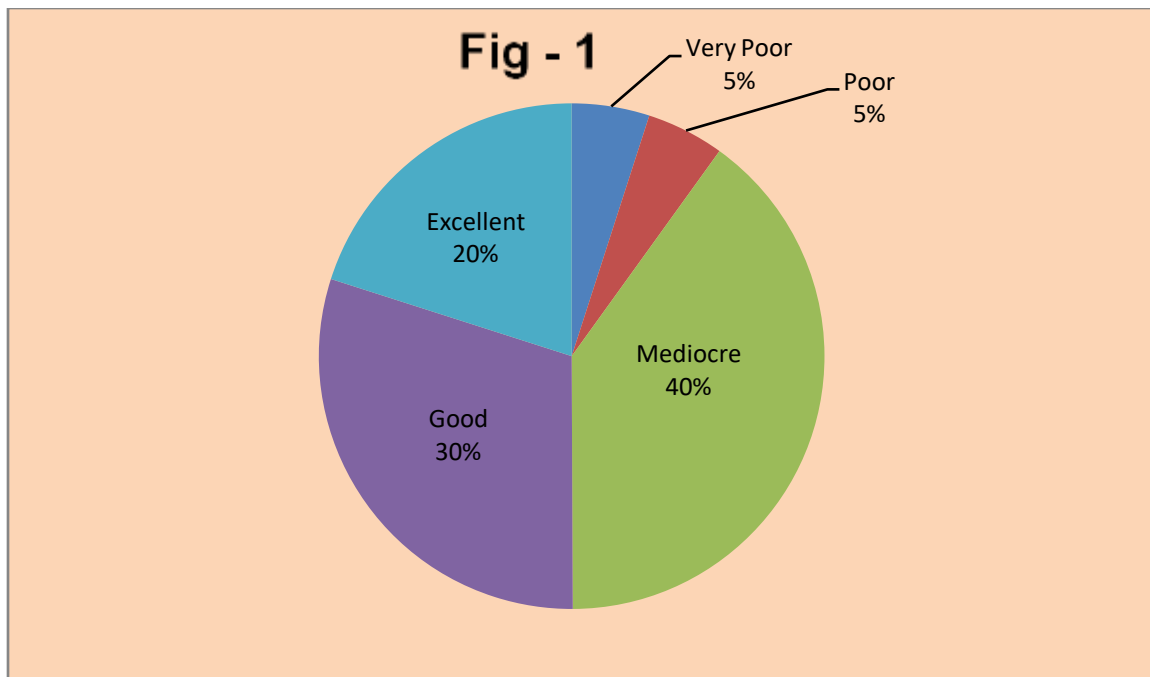
The college collected off line & online feedback on curriculum issuing a hard copy of Student Feedback About Curriculum (Annexure - 1) to all the students of all departments. After collecting the filled up forms it was found that only 2153 forms with response deposited by the students to the respective in charges.

Analyzing the responses as data it was found that 94.47% of total students given their responses as feedback on curriculum. After issuing the forms it was instructed to the student to feel free to response each and every quarry.

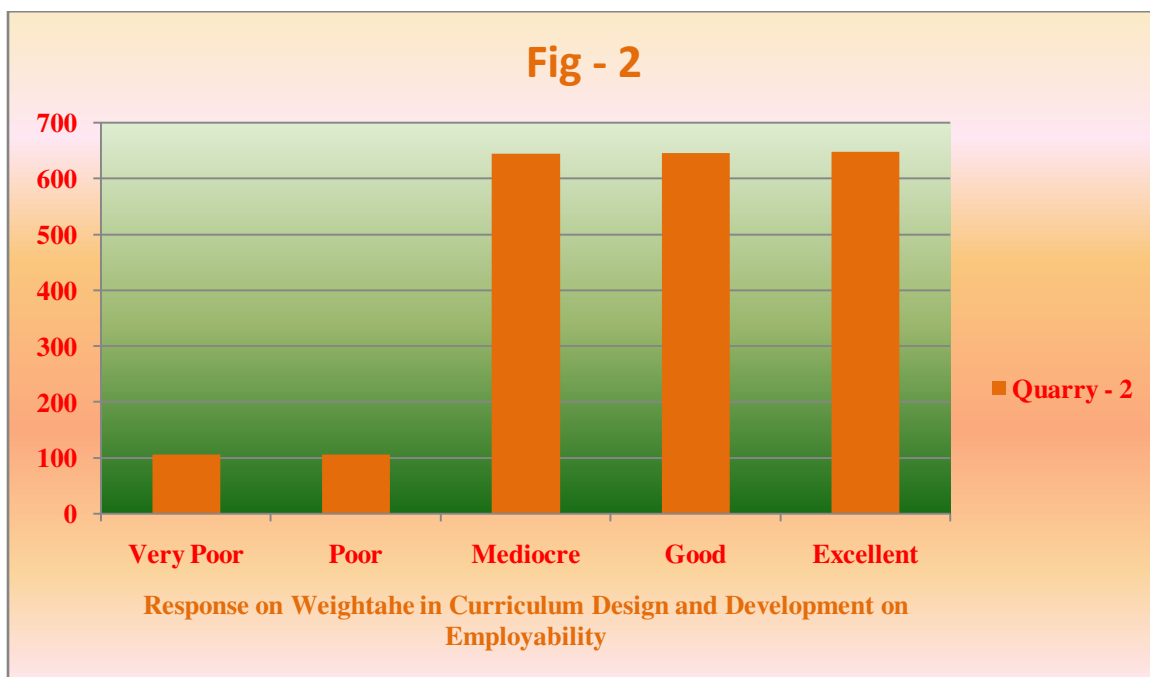
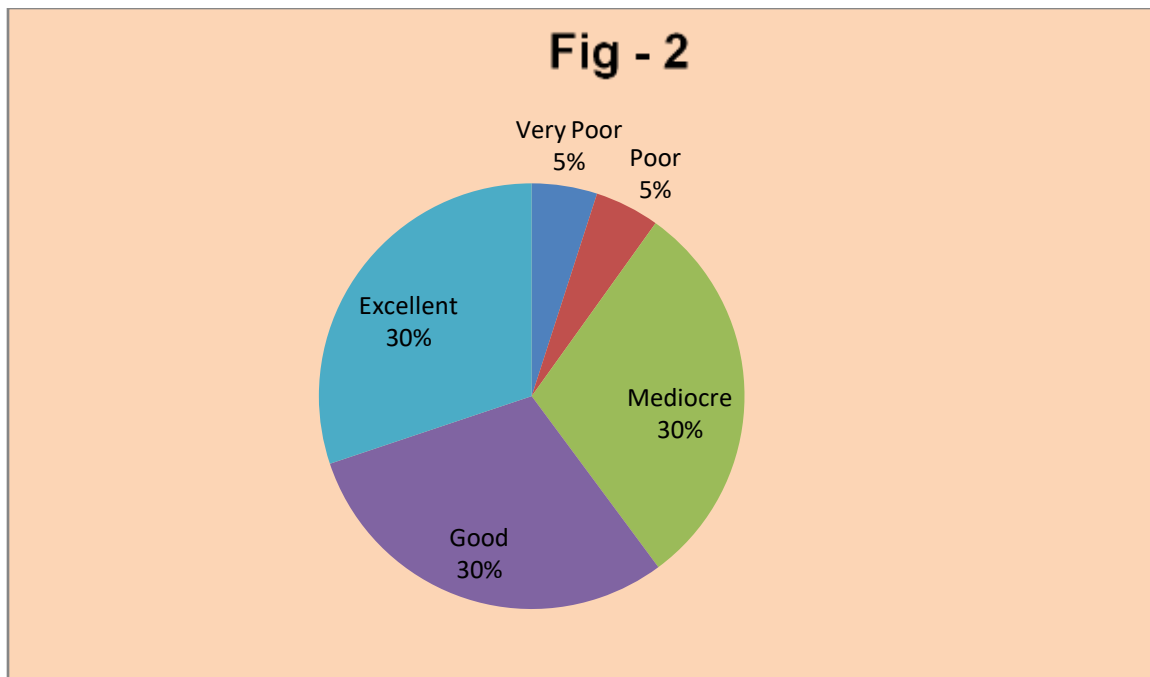
The questionnaire was framed in five points scale containing 10 quarries. The scores were from 1 to 5 being very poor, poor, mediocre, good and excellent respectively.

Response	Q1	Q2	Q3	Q4	Q5	Q6	Q7	Q8	Q9	Q10
Very Poor	107	107	106	63	64	63	47	107	108	108
Poor	107	106	107	45	65	66	63	109	110	86
Mediocre	861	645	430	323	302	302	106	216	214	237
Good	646	646	644	818	796	904	430	860	859	796
Excellent	432	649	866	904	926	818	1507	861	862	926

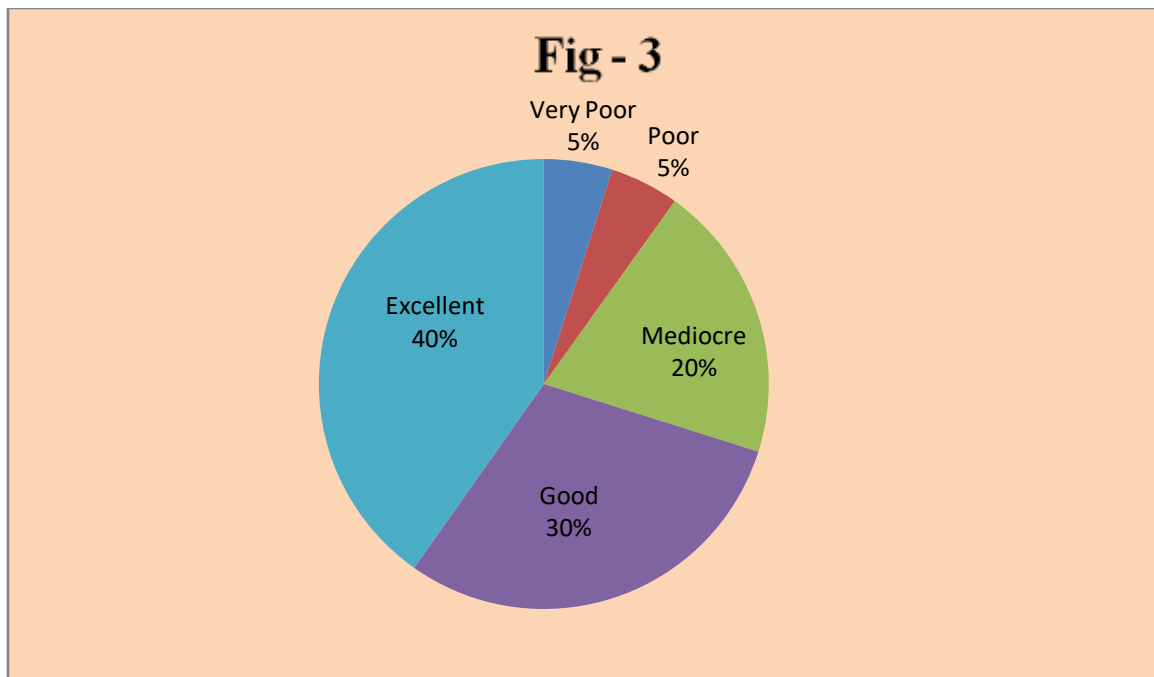
In the **Quarry No 1** it was asked to the students that the course content is to what extend meet the needs and demands of the industry or the employing authority. Analyzing the data it was found that 5% of the students responded that the course content is very poor to meet the needs demands of the industry. 5% students responded as poor, 40% of the students responded as mediocre, 30% of the students responded as good and 20% of the students responded that the course content is excellent to meet the needs and demand of the industry. It represents that less than 55% of the students responded that the course content is not excellent to meet the needs and demand of the industry, as most of the students of this college are studying in Humanities section and their provision of job opportunity is only in educational institutions. They are not getting any opportunity even to make application against their candidature as there is no advertisement by the CSSC, W. B. since a long time. (**Vide Fig-1**)



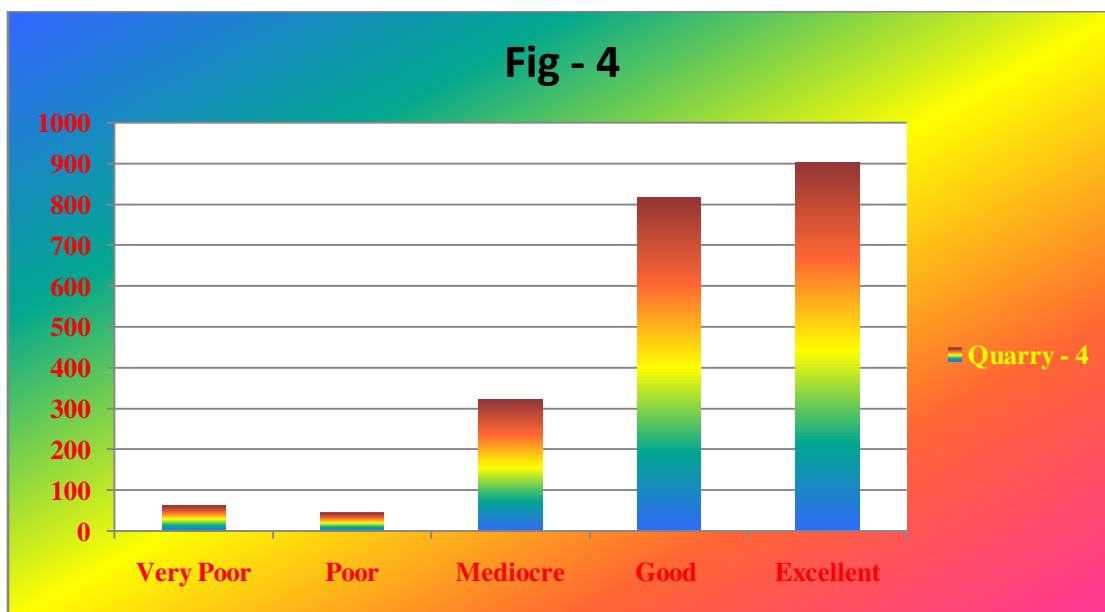
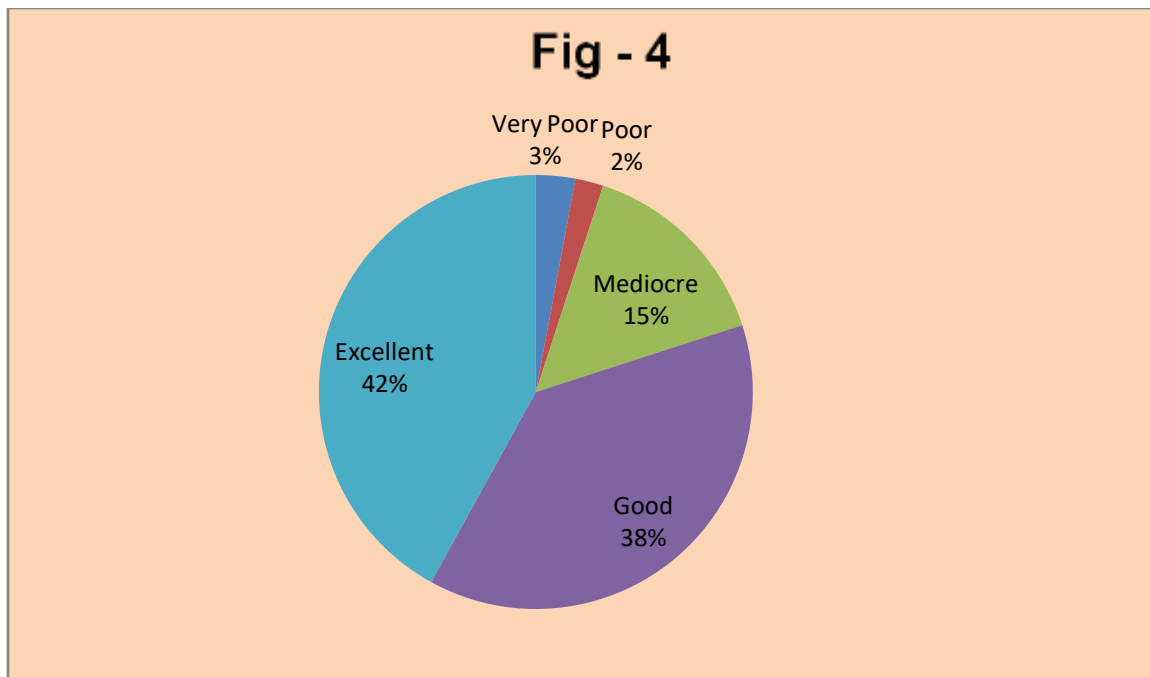
In the **Quarry No 2** it was asked to the students that the course content is to what extent weightage is imposed in the curriculum for employability. Analyzing the data it was observed that 5% of the students responded that the course content is very poor to meet the employability. 5% students responded as poor, 30% of the students responded as mediocre, 30% of the students responded as good and 30% of the students responded that the course content is excellent to meet the employability. (**Vide Fig-2**)



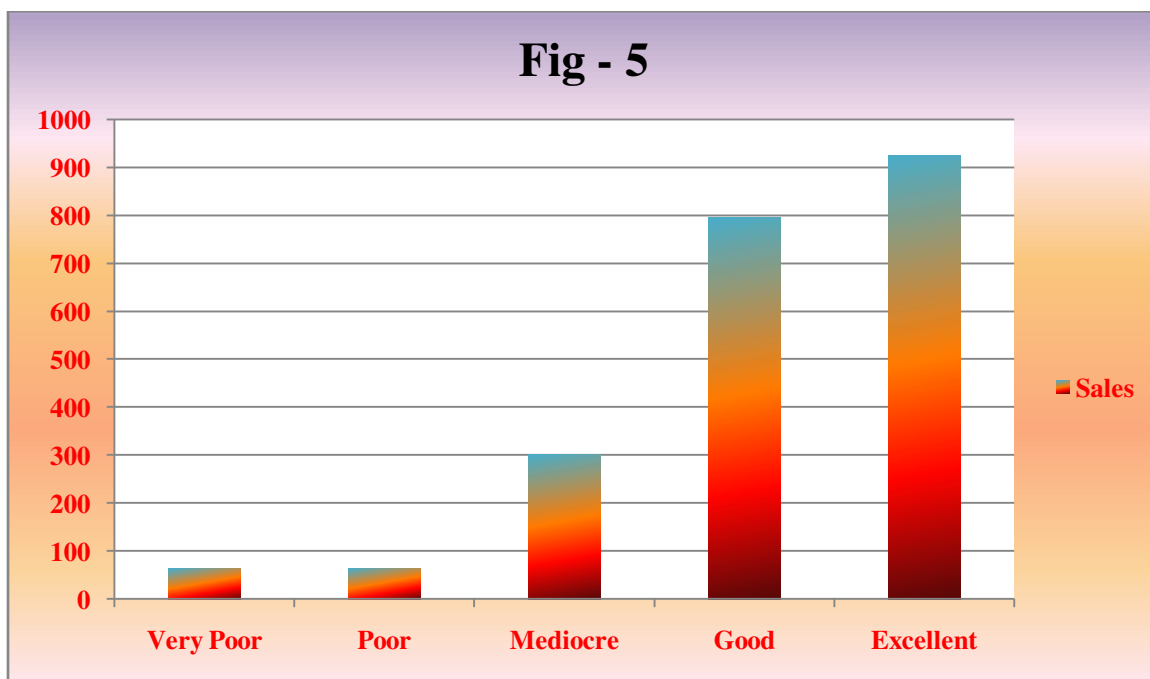
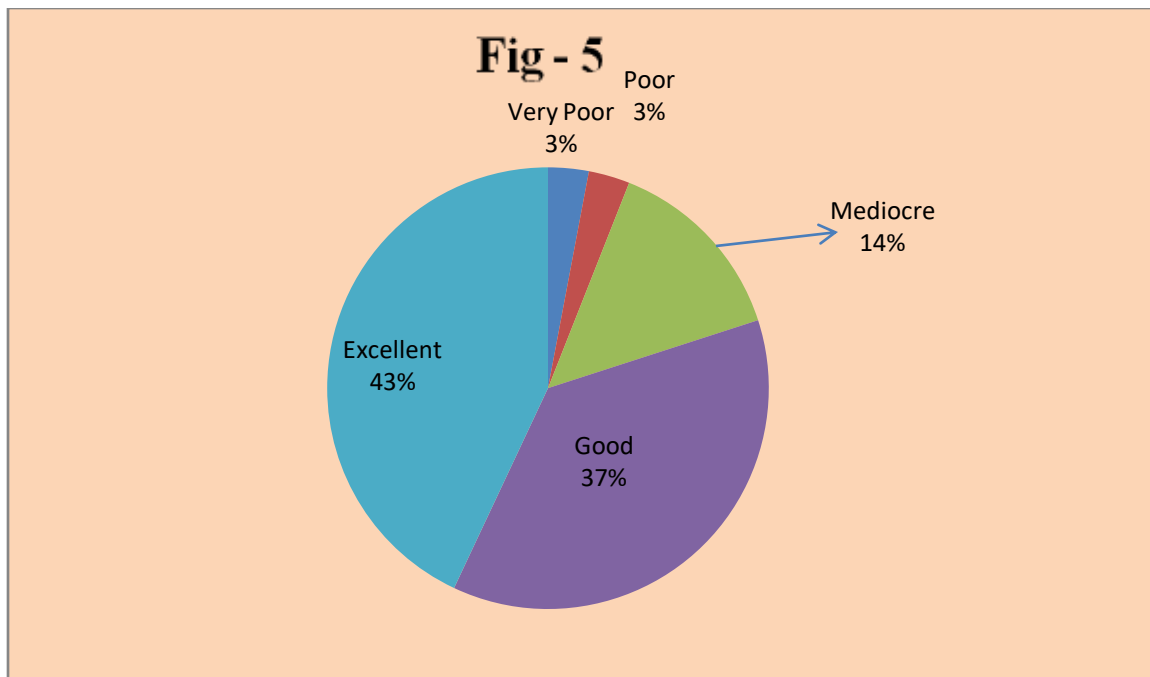
In the **Quarry No 3** it was asked to the students that is the course content suitable for NET / GATE / JAM / SET Examination? Analyzing the data it was observed that 5% of the students responded that the course content is very poor to meet the employability. 5% students responded as poor, 20% of the students responded as mediocre, 30% of the students responded as good and 40% of the students responded that the course content is excellent to meet the employability. (**Vide Fig-3**).



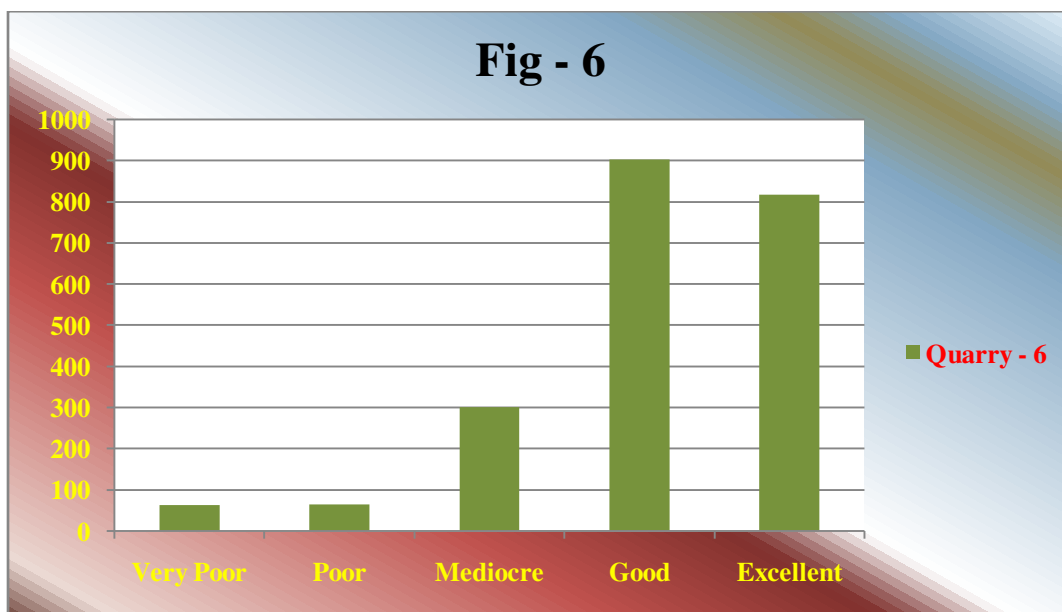
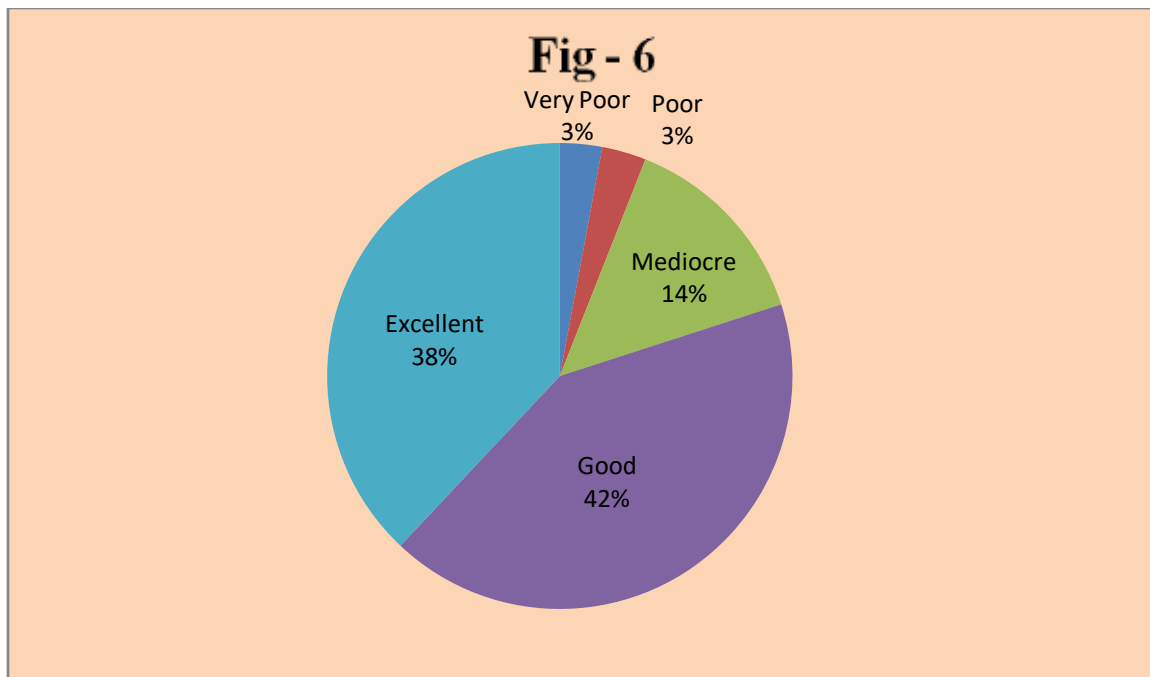
In the **Quarry No 4** it was asked to the students about the balance between theory and practical in the course content. Analyzing the data it was observed that 3% of the students responded that the course content is very poor to meet the employability. 2% students responded as poor, 15% of the students responded as mediocre, 38% of the students responded as good and 42% of the students responded that the course content is excellent to meet the employability. (Vide Fig-4).



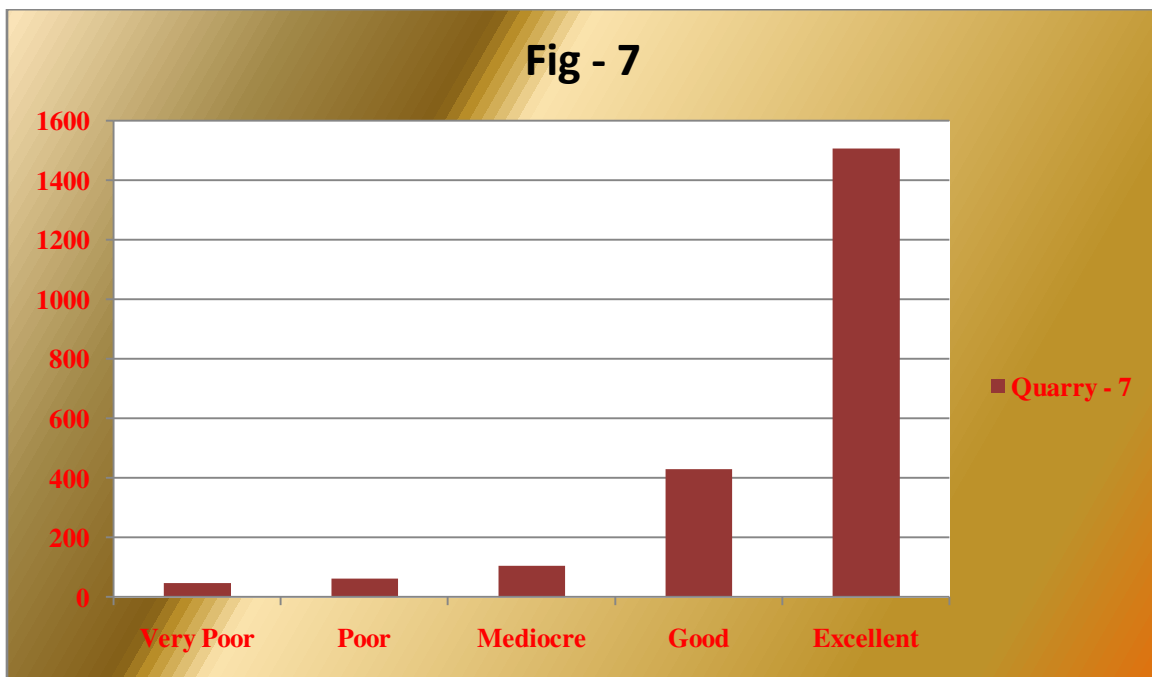
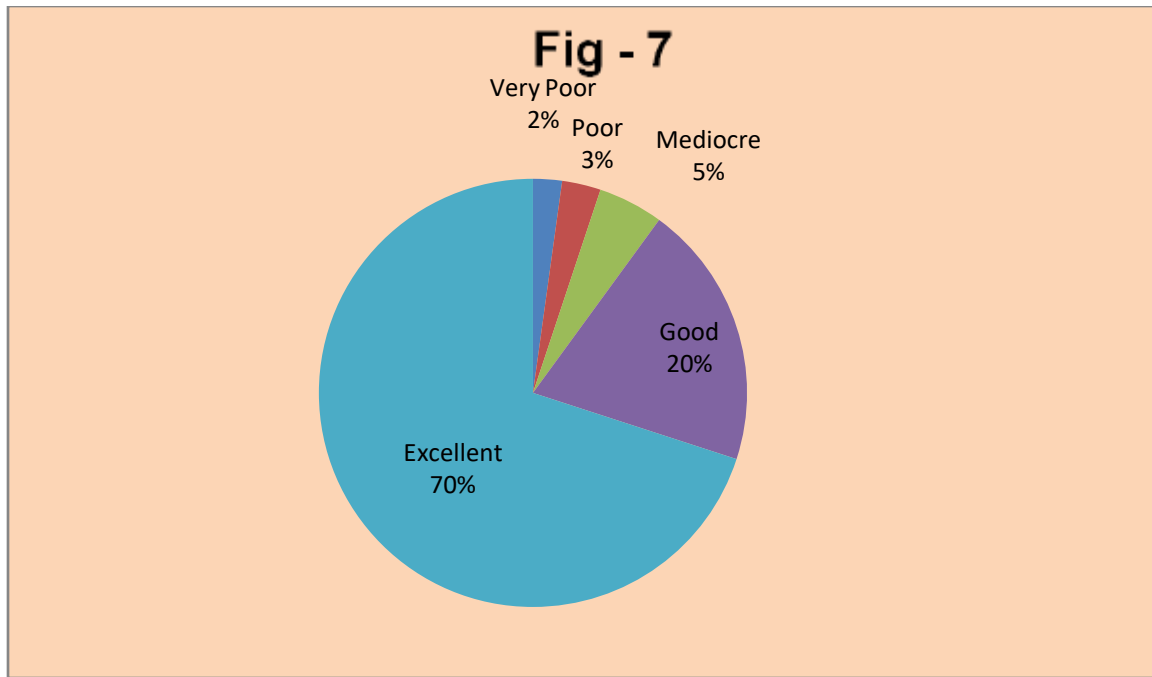
In the **Quarry No 5** it was asked to the students about the practical experience enhanced understanding the concept of theory. Analyzing the data it was observed that 3% of the students responded that the course content is very poor to meet the employability. 3% students responded as poor, 14% of the students responded as mediocre, 37% of the students responded as good and 43% of the students responded that the course content is excellent to meet the employability. **(Vide Fig-5).**



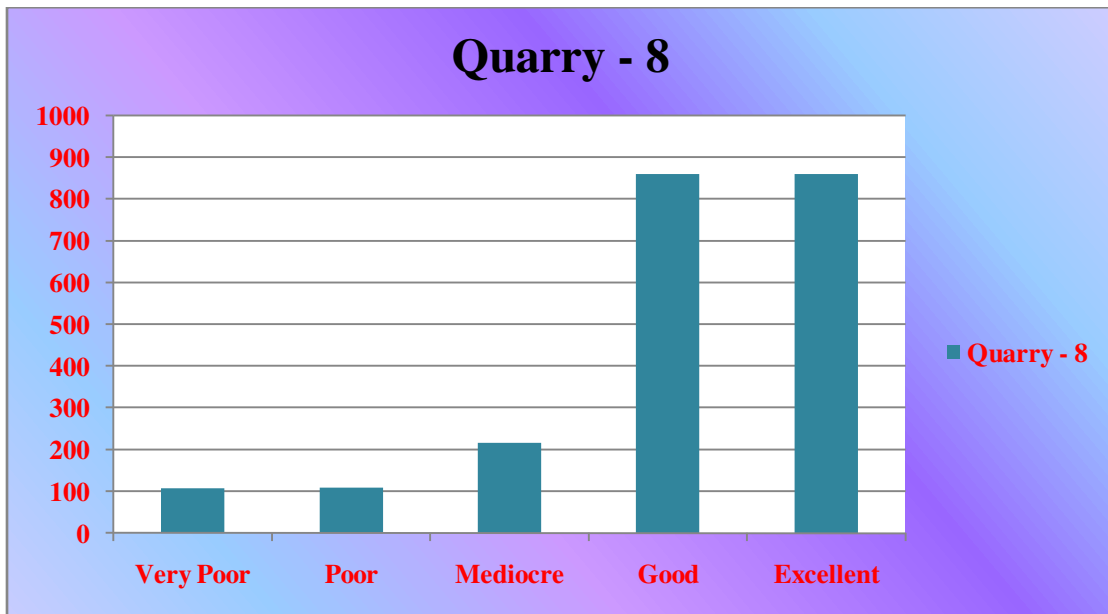
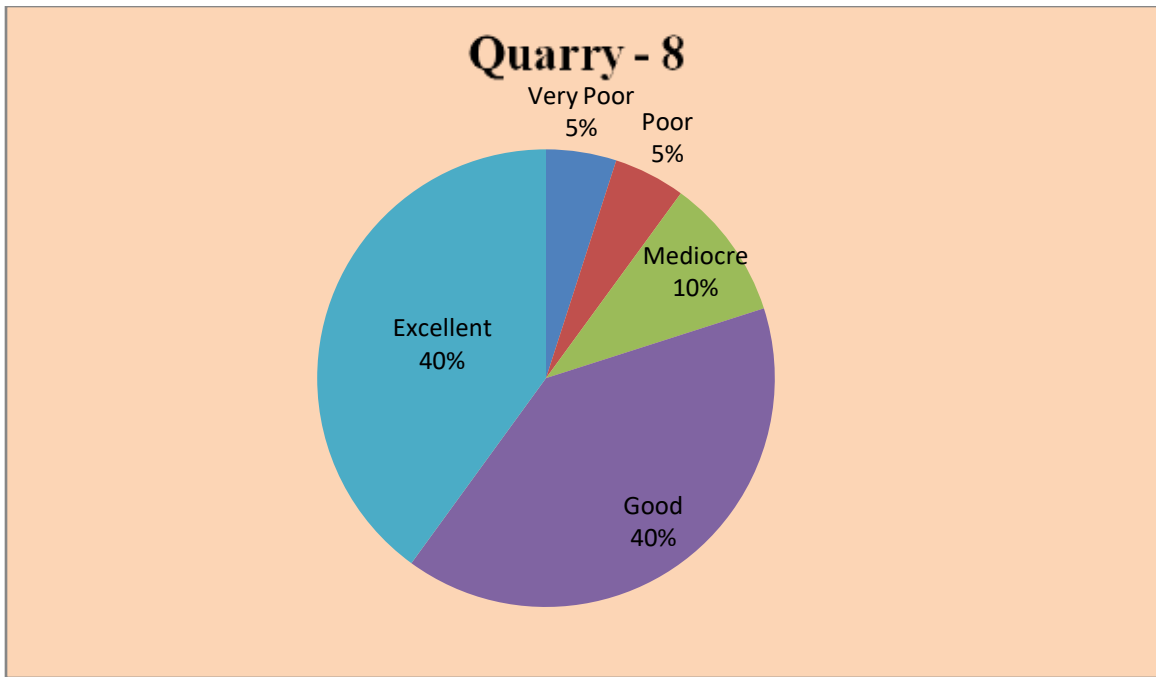
In the **Quarry No 6** it was asked to the students that is the course enhance technical skill to face the industry? Analyzing the data it was observed that 3% of the students responded that the course content is very poor to meet the employability. 3% students responded as poor, 14% of the students responded as mediocre, 42% of the students responded as good and 38% of the students responded that the course content is excellent to meet the employability. (**Vide Fig-6**).



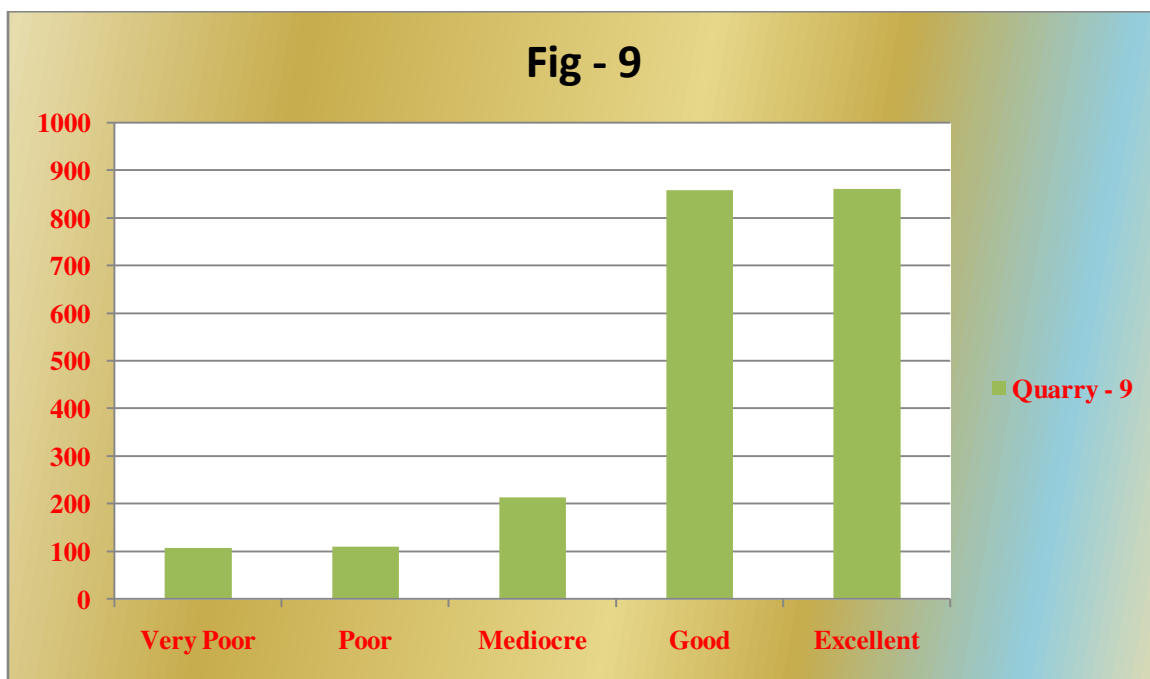
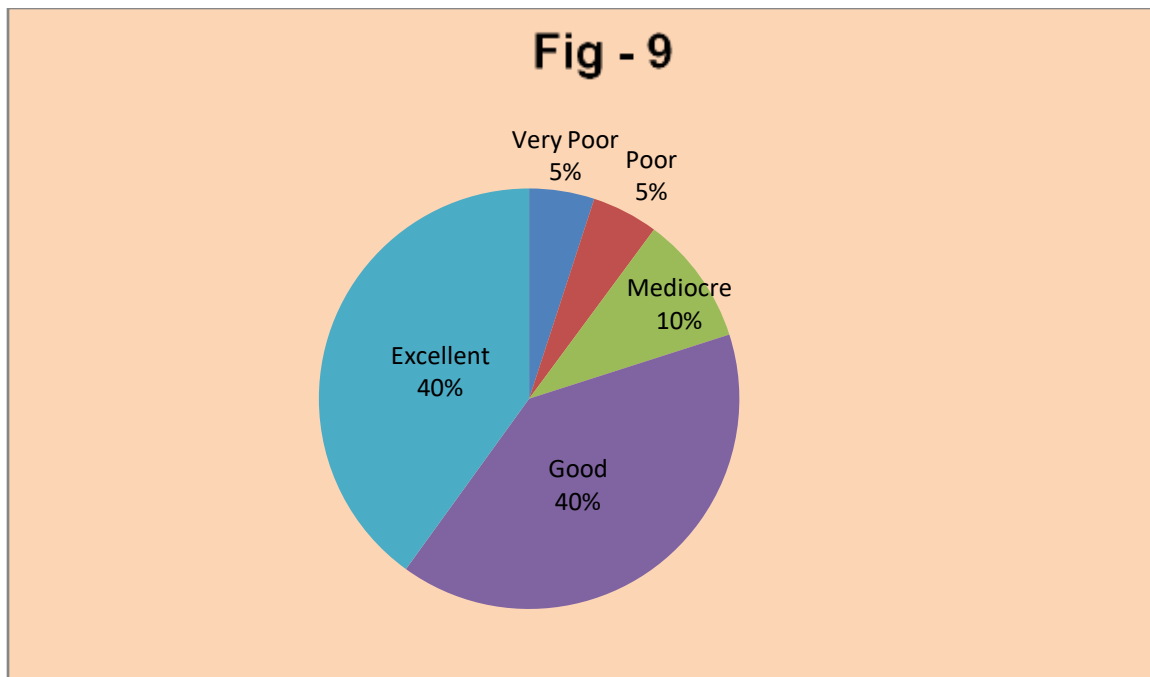
In the **Quarry No 7** it was asked to the students that the curriculum updated from time to time or not? Analyzing the data it was observed that 2% of the students responded that the course content is very poor to meet the employability. 3% students responded as poor, 5% of the students responded as mediocre, 20% of the students responded as good and 70% of the students responded that the course content is excellent to meet the employability. (**Vide Fig-7**).



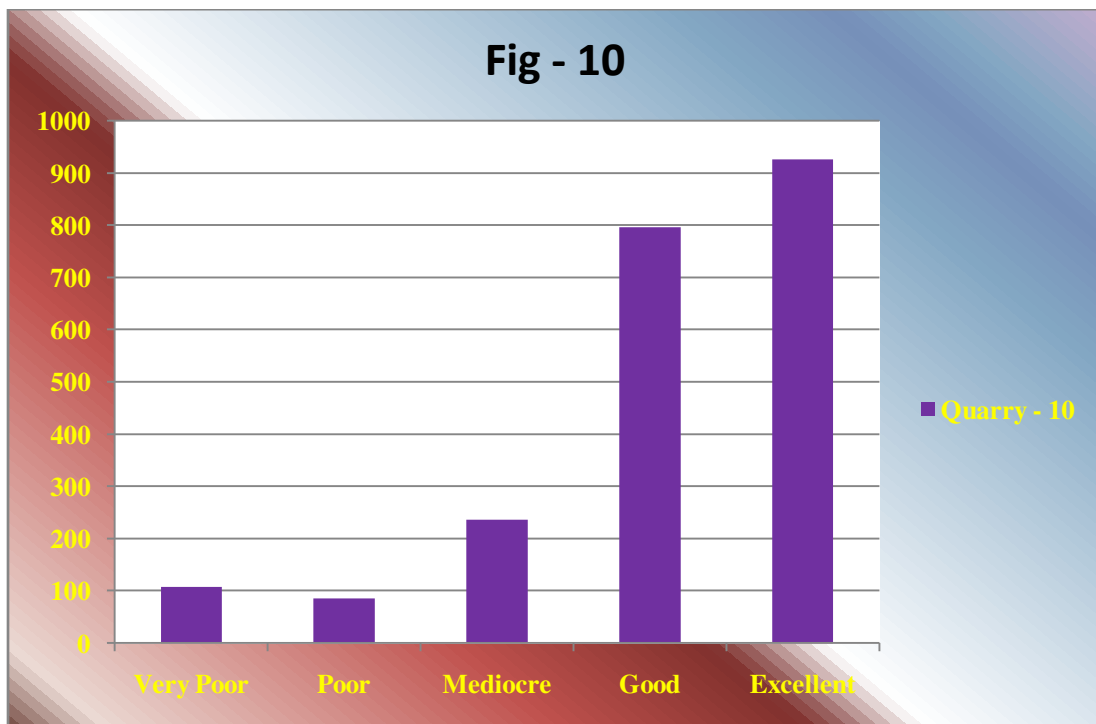
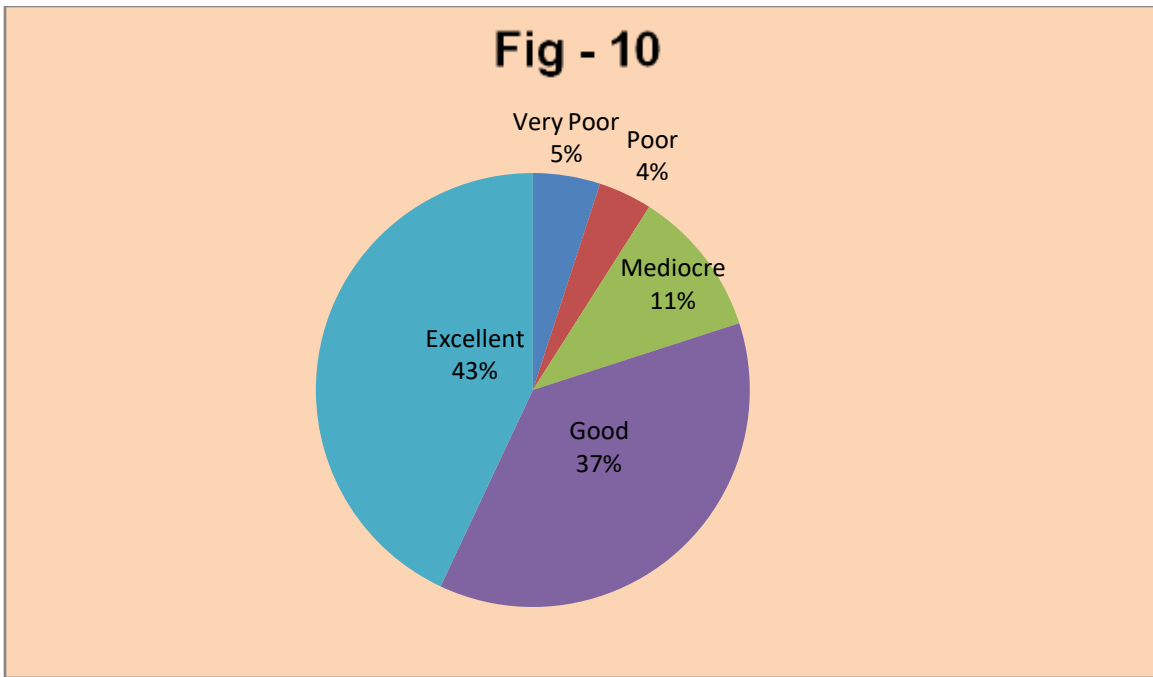
In the **Quarry No 8** it was asked to the students whether the curriculum is competent in Global Education System or not? Analyzing the data it was observed that 5% of the students responded that the course content is very poor to meet the employability. 5% students responded as poor, 10% of the students responded as mediocre, 40% of the students responded as good and 40% of the students responded that the course content is excellent to meet the employability. (Vide Fig-8).



In the **Quarry No 9** it was asked to the students whether the curriculum is helpful to attain Higher Study or not? Analyzing the data it was observed that 5% of the students responded that the course content is very poor to meet the employability. 5% students responded as poor, 10% of the students responded as mediocre, 40% of the students responded as good and 40% of the students responded that the course content is excellent to meet the employability. (**Vide Fig-9**).



In the **Quarry No 10** it was asked to the students whether the curriculum is simulating to create interest in the subject areas or not? Analyzing the data it was observed that 5% of the students responded that the course content is very poor to meet the employability. 4% students responded as poor, 11% of the students responded as mediocre, 37% of the students responded as good and 43% of the students responded that the course content is excellent to meet the employability. (Vide Fig-10).



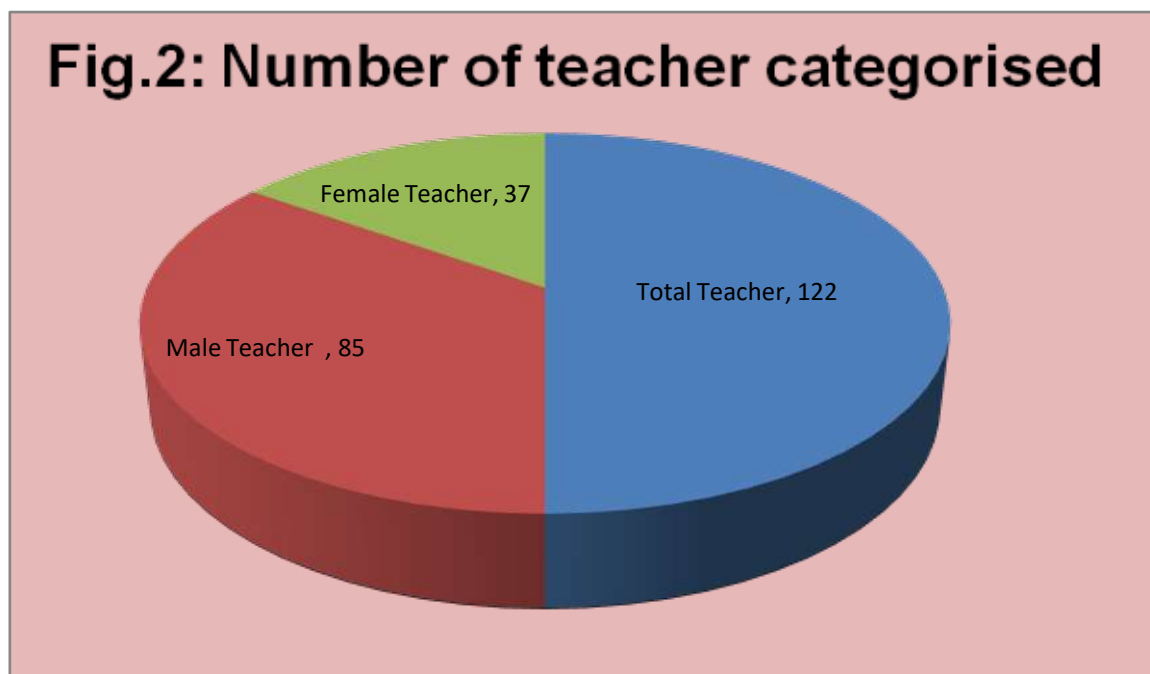
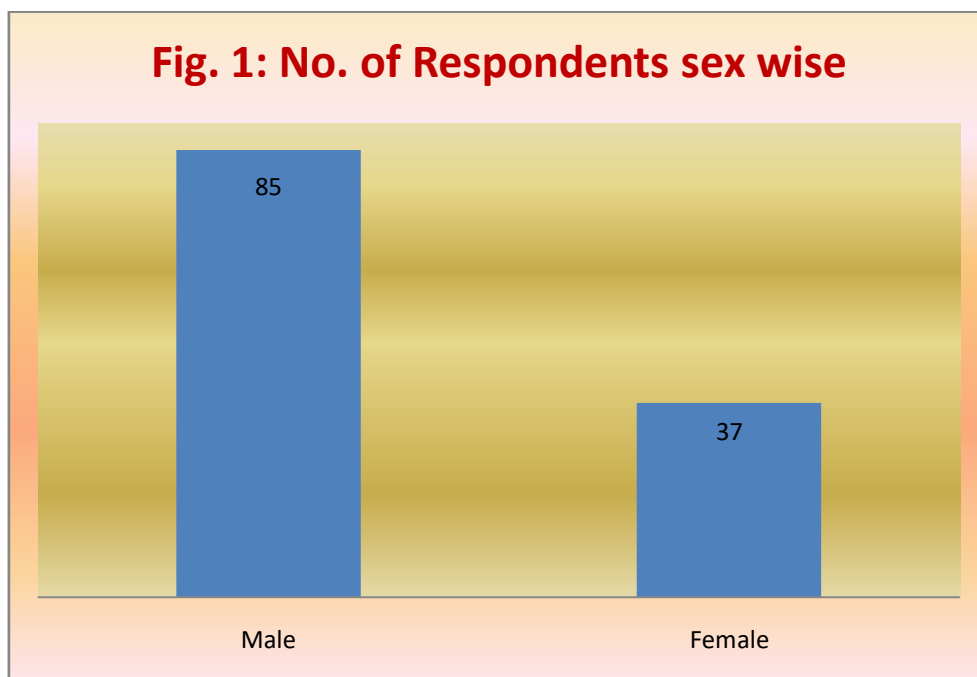
Discussion

After statistical analysis it was found that regarding employability in respect of industry needs and demands, technical skill to face the industry the curriculum to be updated to meet the demands of the students so that the students get opportunity to be absorbed by different industry as per following:

1. The curriculum to be revised to face different National Scholarship Examinations like NET, GATE, JAM and CUET, State level examination like SET, CSSC etc. so that the students may compete with nation wise other university students.
2. Hence questions may be arisen to meet the demands of the students at earliest possibility. In view of NEP 2020 all curriculum to be revised with special emphasis with skill enhancement and employability of the students.
3. In case of communicative skill development in the curriculum Spoken English may be introduced in all levels of course of studies.
4. The Practical area of the syllabus to be more balancing with the Theory part of the curriculum

A Report on Teacher Feedback Analysis about curriculum 2023

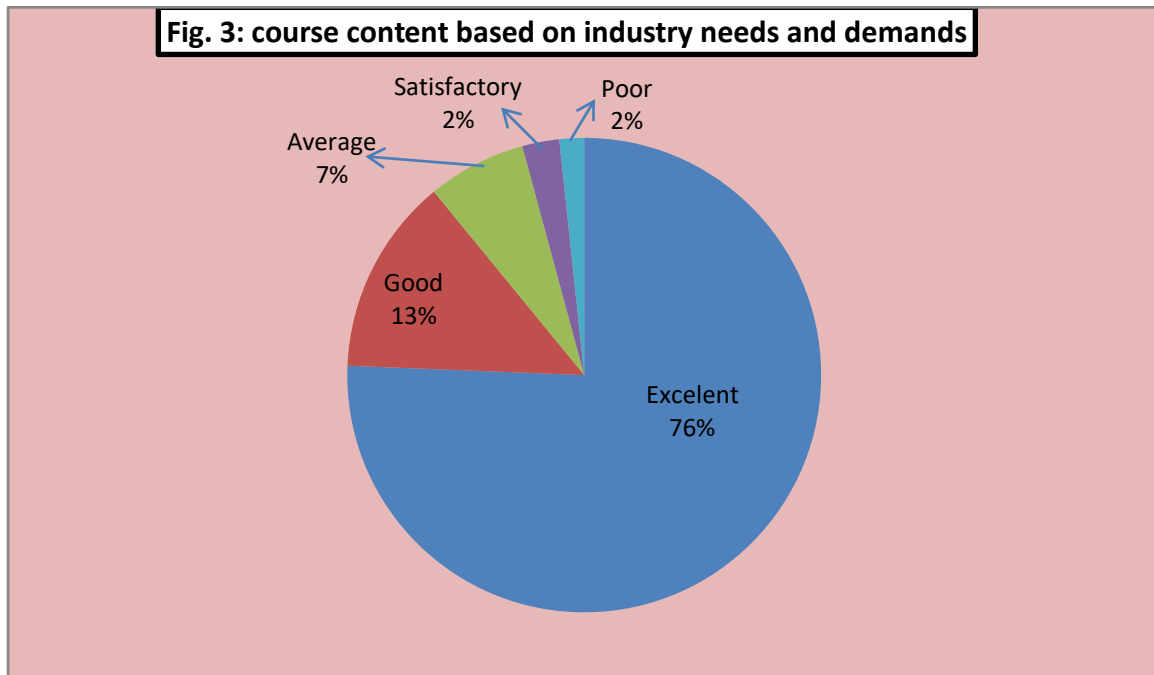
In the area of curriculum delivery, it was found that out of 122 teachers, 119 participated in the curriculum feedback programme, which was online/offline in nature. There were 84 male teachers and 35 female teachers among the respondents. **Vide Fig. 1 & 2**



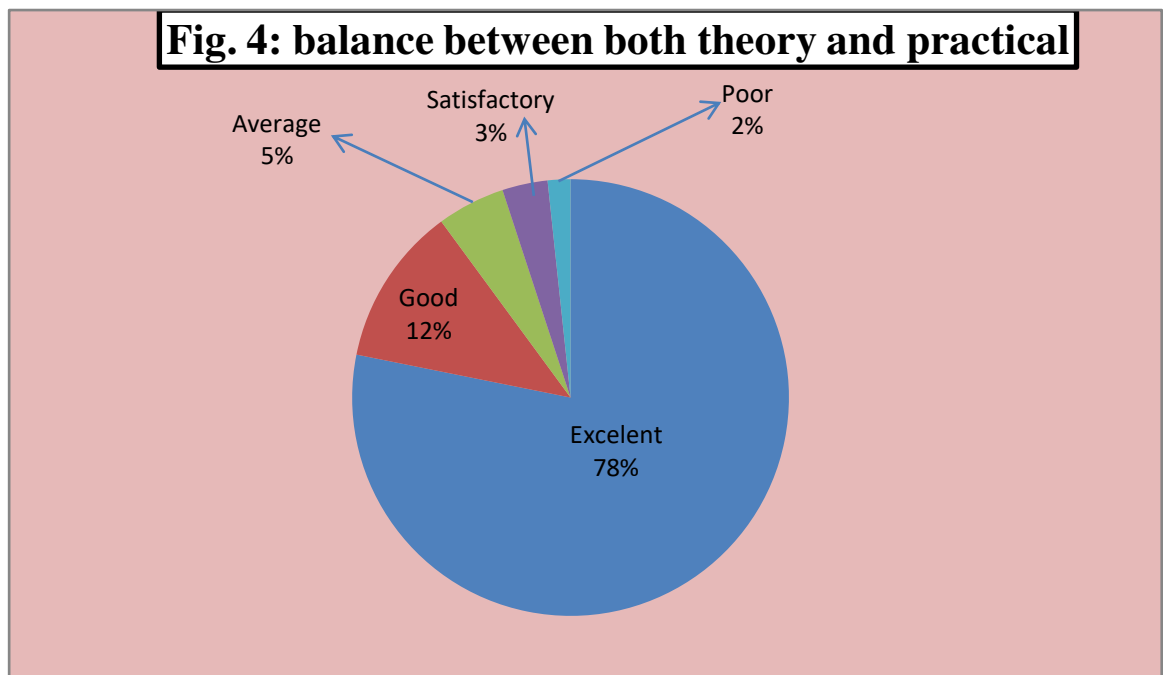
The respondents were faced with 16 questions on a five-point scale in a questionnaire approved by IQAC covering the areas of teacher's feedback about curriculum.

In query no. 1, in response to question number one about course content based on industry needs and demands, 76 percent of teachers responded excellent, 13 percent

responded good, 7 percent responded average, 2 percent responded satisfactory, and only 2 percent opined that the content of the course does not meet the needs and demands of industry. **Vide Fig. 3**

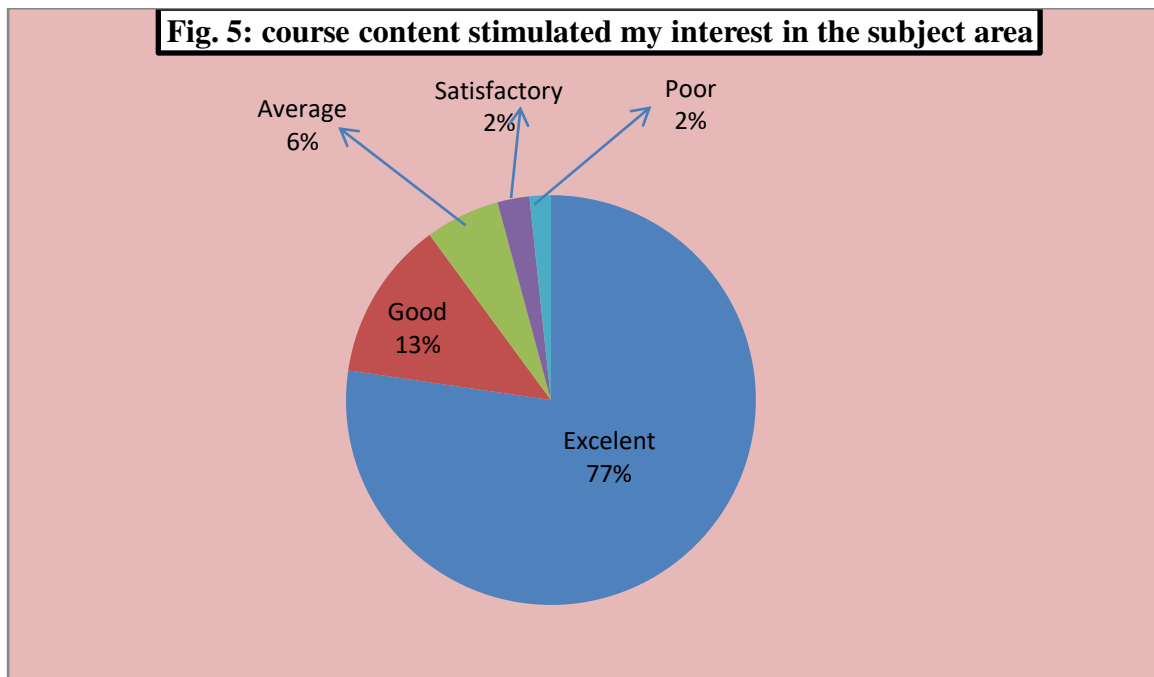


In query no. 2 regarding whether the course has a good balance between both theory and practical application, it was found that 78 percent teacher respondents stated excellent, 12 percent stated very good, 5 percent stated average, 3 percent stated satisfactory, and only 2 percent opined that the course has not good balance between both theory and practical application. **Vide Fig. 4**

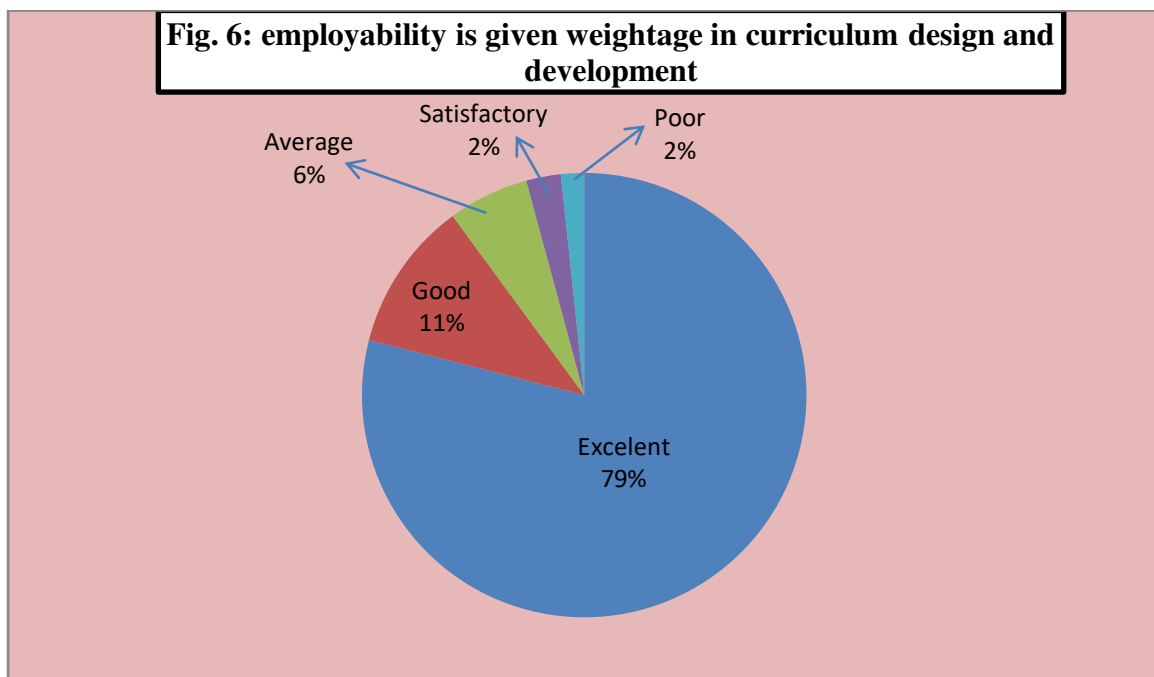


In query no. 3 regarding whether course content stimulated my interest in the subject area, 77 percent of teachers responded "excellent," 13 percent responded "good," 6 percent

responded "average," 2 percent responded "satisfactory," and only 2 percent opined that the content of the course does not interest my subject area. **Vide Fig. 5**

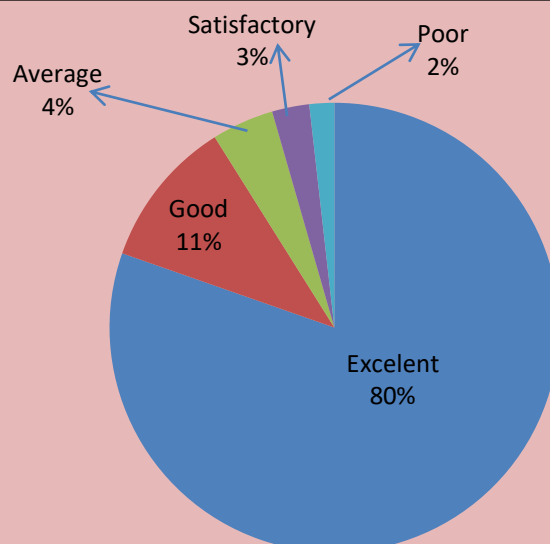


In query no 4 regarding whether employability is given weightage in curriculum design and development, it was found that 94 percent of teacher respondents stated excellent, 13 percent stated very good, 7 percent stated average, 3 percent stated satisfactory, and only 2 percent opined that employability is given weightage in curriculum design and development. **Vide Fig. 6**



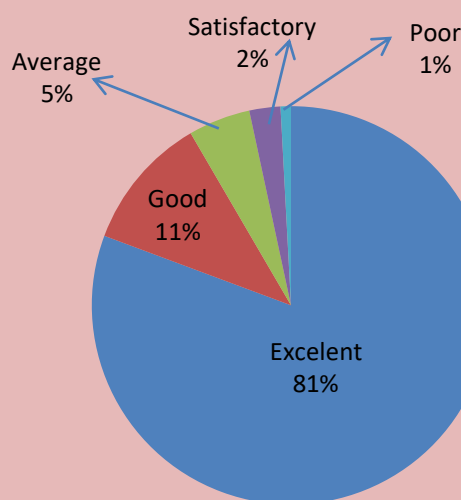
In query no 5 regarding whether curriculum is updated time to time, it was found that 80 percent teacher respondents stated excellent, 11 percent stated very good, 4 percent stated average, 3 percent stated satisfactory, and only 2 percent opined that the curriculum does not updated time to time. **Vide Fig. 7**

Fig. 7: curriculum is updated time to time



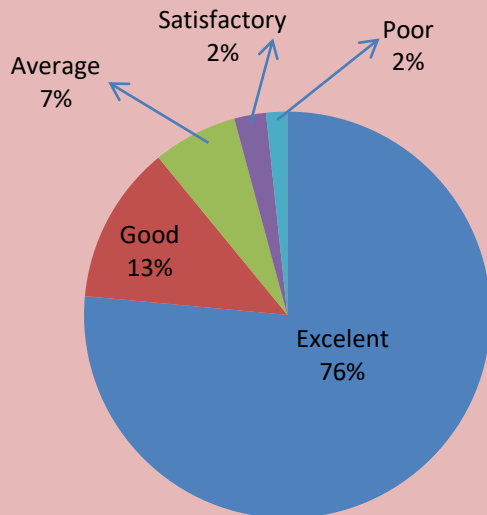
In query no. 6 regarding whether there is freedom to propose, suggest, or modify topics in the syllabus or course content, it was found that 81 percent of teacher respondents stated excellent, 11 percent stated very good, 5 percent stated average, 2 percent stated satisfactory, and only 1 percent opined that the course does not have a freedom to propose, suggest, or modify topics in the syllabus or course content. **Vide Fig. 8**

Fig. 8: freedom to propose, suggest, or modify topics in the syllabus or course content



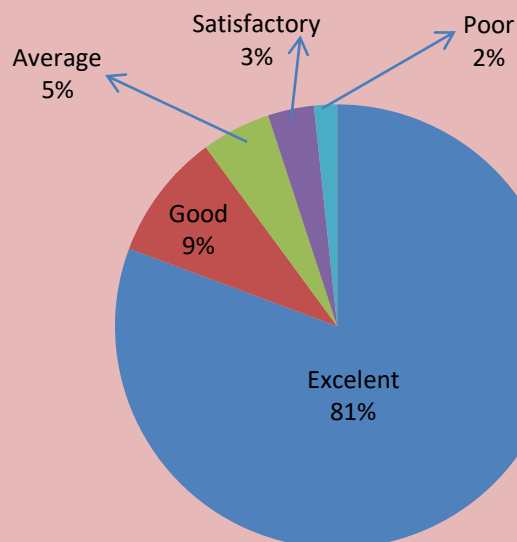
In query no 7 regarding whether there is freedom to innovate and adopt new teaching strategies or methods, it was found that 76 percent of teacher respondents stated excellent, 13 percent stated very good, 7 percent stated average, 2 percent stated satisfactory, and only 2 percent opined that the course does not have a freedom to innovate and adopt new teaching strategies or methods. **Vide Fig. 9**

Fig. 9: freedom to innovate and adopt new teaching strategies or methods



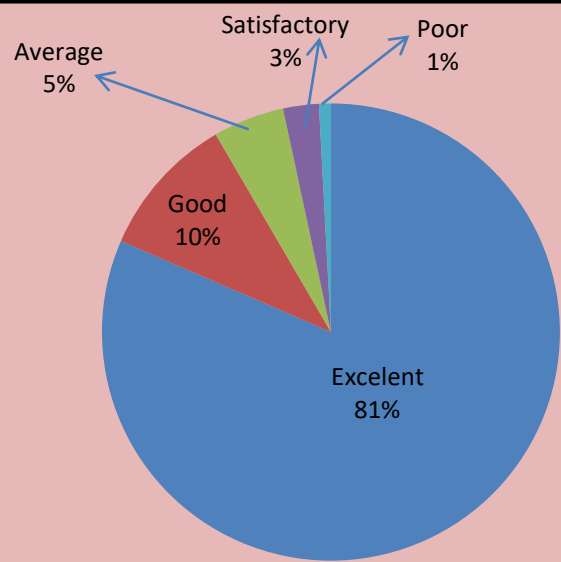
In query no 8 regarding whether have you satisfy for CBCS system, it was found that 81 percent of teacher respondents stated excellent, 9 percent stated very good, 5 percent stated average, 3 percent stated satisfactory, and only 2 percent opined that the course does not satisfy for CBCS system. **Vide Fig. 10**

Fig. 10: satisfy for CBCS system



In query no 9 regarding whether the adequate number of reference books are available in library, it was found that 81 percent of teacher respondents stated excellent, 10 percent stated very good, 5 percent stated average, 3 percent stated satisfactory, and only 1 percent opined that the adequate number of reference books are not available in library. **Vide Fig. 11**

Fig. 11: number of reference books are available in library



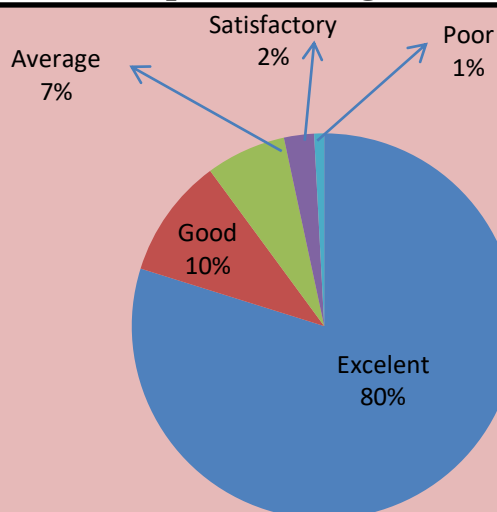
In query no 10 regarding whether the appropriate Teaching aids (audio-visual) are available in lecture theatres, it was found that 82 percent of teacher respondents stated excellent, 8 percent stated very good, 5 presentated average, 3 percent stated satisfactory, and only 2 percent opined that the appropriate Teaching aids (audio-visual) are not available in lecture theatres,. **Vide Fig. 12**

Fig. 12: the appropriate Teaching aids (audio-visual) are available in lecture theatres



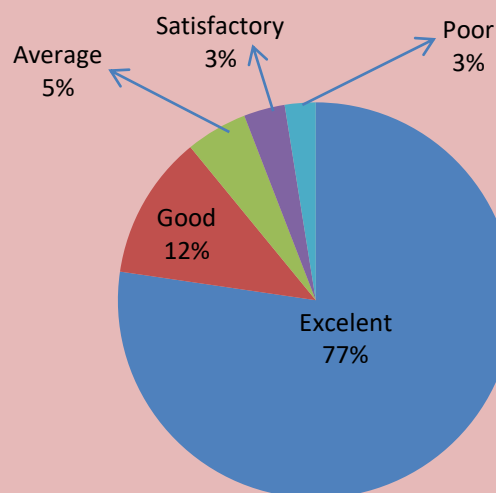
In query no 11 regarding whether the internal examination are conducted in time with adequate coverage of all syllabus, it was found that 80 percent of teacher respondents stated excellent, 10 percent stated very good, 7 percent stated average, 2 percent stated satisfactory, and only 1 percent opined that the internal examination are not conducted in time with adequate coverage of all syllabus. **Vide Fig. 13**

Fig. 13: internal examination are conducted in time with adequate coverage of all syllabus



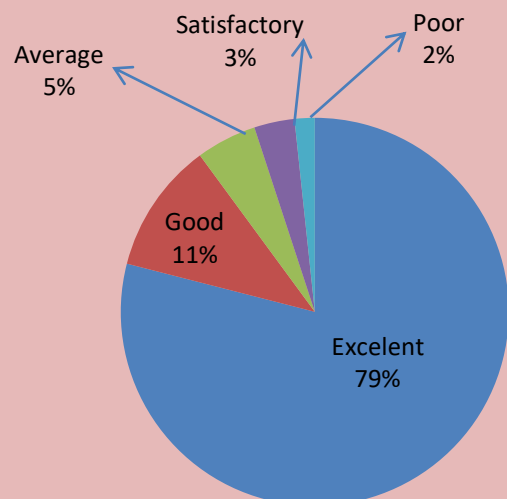
In query no 12 regarding whether the level of satisfaction with Examinations reforms- percentage of theory and practical, it was found that 77 percent of teacher respondents stated excellent, 12 percent stated very good, 5 percent stated average, 3 percent stated satisfactory, and only 3 percent opined that the level of satisfaction are poor with Examinations reforms- percentage of theory and practical. **Vide Fig. 14**

Fig. 14: level of satisfaction with Examinations reforms- percentage of theory and practical



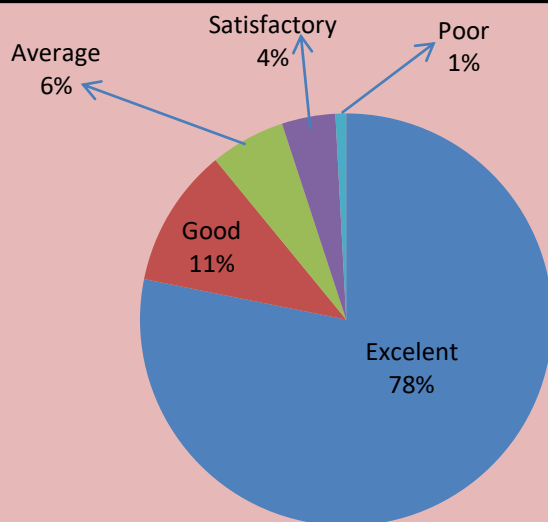
In query no 13 regarding whether the level of satisfaction with inclusion of objective types questions in internal examinations, it was found that 79 percent of teacher respondents stated excellent, 11 percent stated very good, 5 percent stated average, 3 percent stated satisfactory, and only 2 percent are not satisfied with inclusion of objective types questions in internal examinations. **Vide Fig. 15**

Fig. 15: level of satisfaction with inclusion of objective types questions in internal examinations



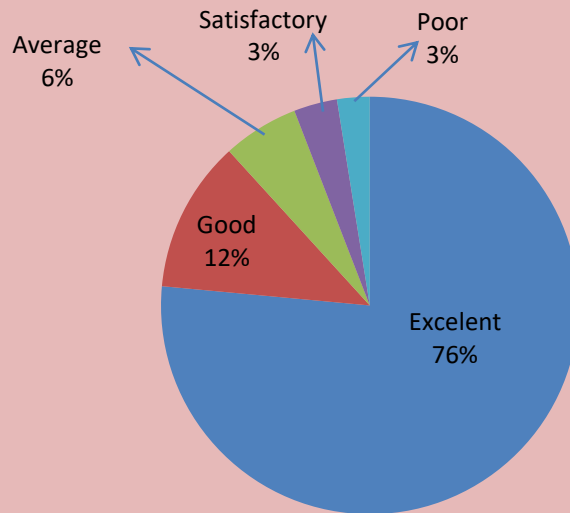
In query no 14 regarding whether the level of satisfaction with internal examinations and evaluation pattern of the college, it was found that 78 percent of teacher respondents stated excellent, 11 percent stated very good, 6 percent stated average, 4 percent stated satisfactory, and only 1 percent are not satisfied with internal examinations and evaluation pattern of the college. **Vide Fig. 16**

Fig. 16: level of satisfaction with internal examinations and evaluation pattern of the college



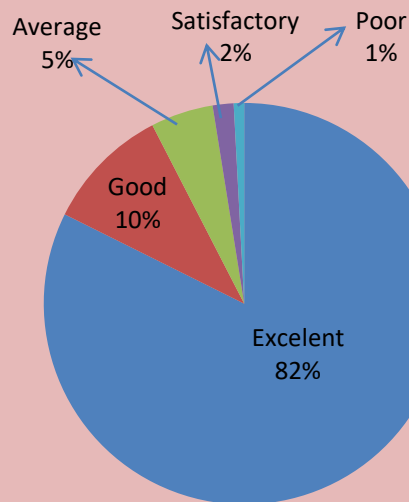
In query no 15 regarding whether the overall environment in department is conducive to teaching and learning, it was found that 76 percent of teacher respondents stated excellent, 12 percent stated very good, 6 percent stated average, 3 percent stated satisfactory, and only 3 percent opined that overall environment in department is conducive to teaching and learning **Vide Fig. 17**

Fig. 17: overall environment in department is conducive to teaching and learning



In query no 16 regarding whether the level of satisfaction on workshop or seminar conducted in time on curriculum, it was found that 82 percent of teacher respondents stated excellent, 10 percent stated very good, 5 percent stated average, 2 percent stated satisfactory, and only 1 percent are not satisfied on workshop or seminar conducted in time on curriculum. **Vide Fig. 18**

Fig. 18: level of satisfaction on workshop or seminar conducted in time on curriculum,



Employers Feedback Analysis 2023

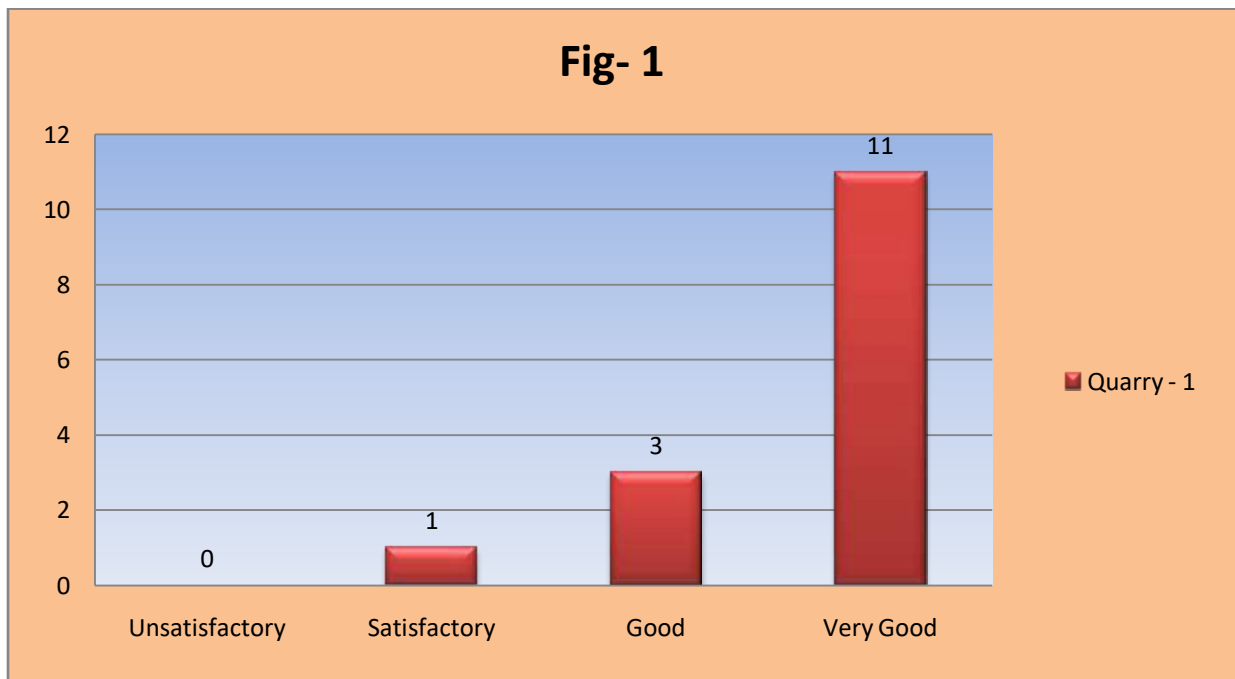
The college collected offline feedback on curriculum issuing a hard copy of Employers Feedback (Annexure - IV) to all the Employers of all departments. After collecting the filled up forms it was found that only 15 forms with response deposited by the Employers to the respective in charges.

Analyzing the responses as data it was found that 78.50% of total Employers given their responses as feedback. After issuing the forms it was instructed to the Employers to feel free to response each and every quarry.

The questionnaire was framed in four points scale containing 10 quarries. The scores were from 1 to 4 being Unsatisfactory, satisfactory, good and Very good respectively.

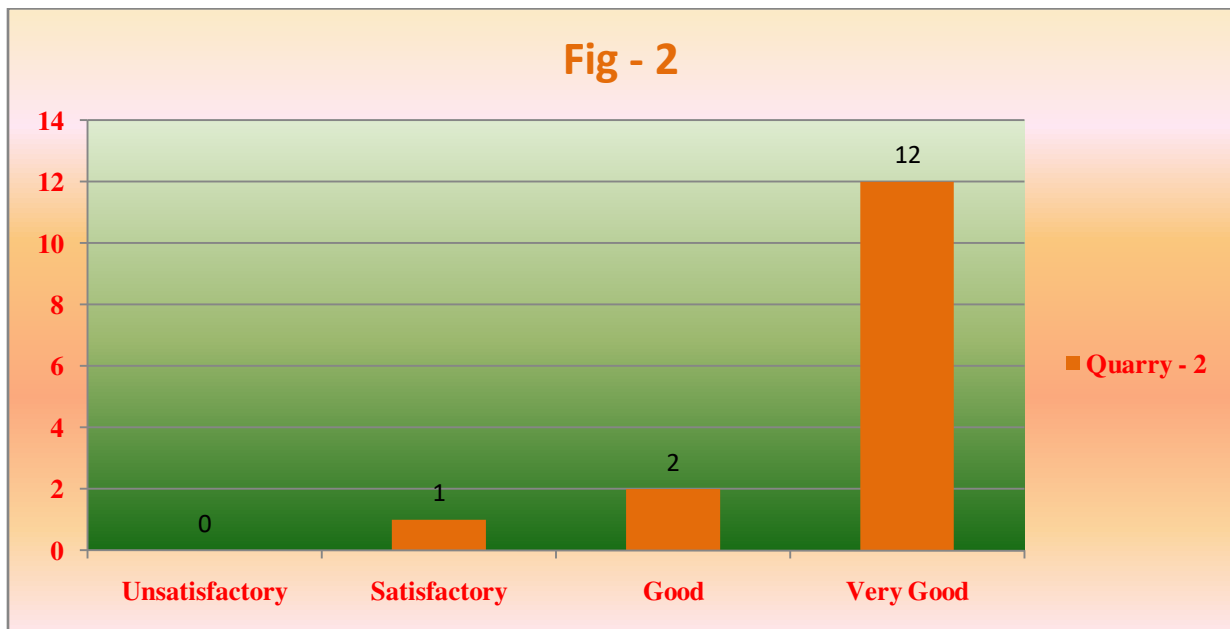
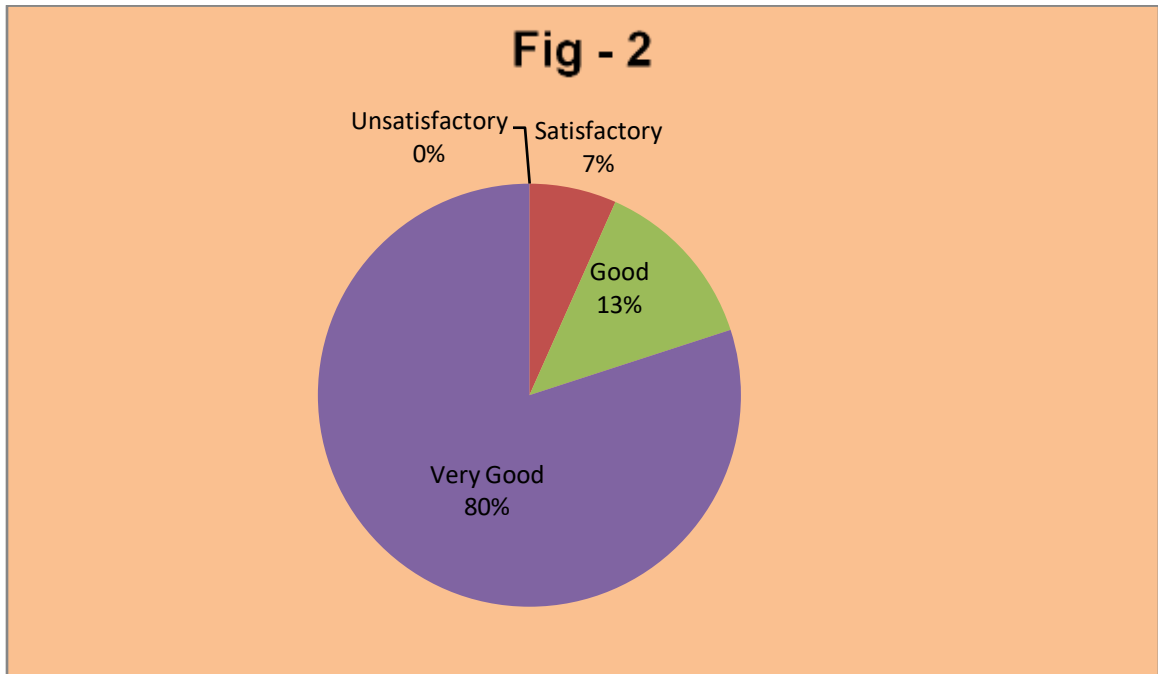
Response	Q1	Q2	Q3	Q4	Q5	Q6	Q7	Q8	Q9	
Unsatisfactory	0	0	0	0	0	0	0	0	0	
Satisfactory	1	1	2	2	2	0	1	3	0	
Good	3	2	3	3	2	3	1	3	2	
Very good	13	12	10	10	11	12	13	9	13	

In the **Quarry No 1** it was asked to the Employers that whether General communication skill/Interpersonal skill and leadership. Analyzing the data it was found that 0% of the Employers responded that the content is Unsatisfactory to meet the needs demands of the industry. 7% Employers responded as Satisfactory, 20% of the Employers responded as good and 73% of the Employers responded as very good to meet the needs and demand of the programme. It represents that more than 85% of the Employers responded that the General communication skill/Interpersonal skill and leadership is taking place and given good and very good responses according to the questionnaire scale. (**Vide Fig-1**)



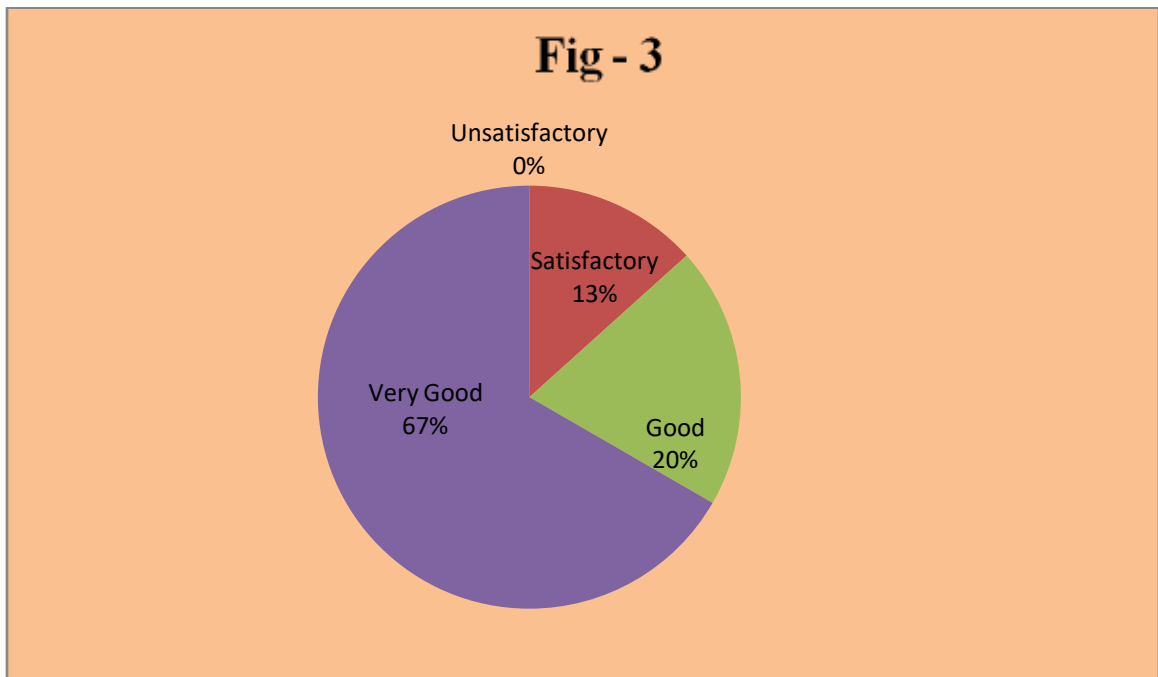
In the **Quarry No 2** it was asked to the Employers that whether General communication skill/Interpersonal skill and leadership. Analyzing the data it was found that 0% of the Employers responded that the content is Unsatisfactory to meet the needs demands of the industry. 7% Employers responded as Satisfactory, 13% of the Employers responded as good and 80% of the Employers responded as very good to meet the needs and demand of the

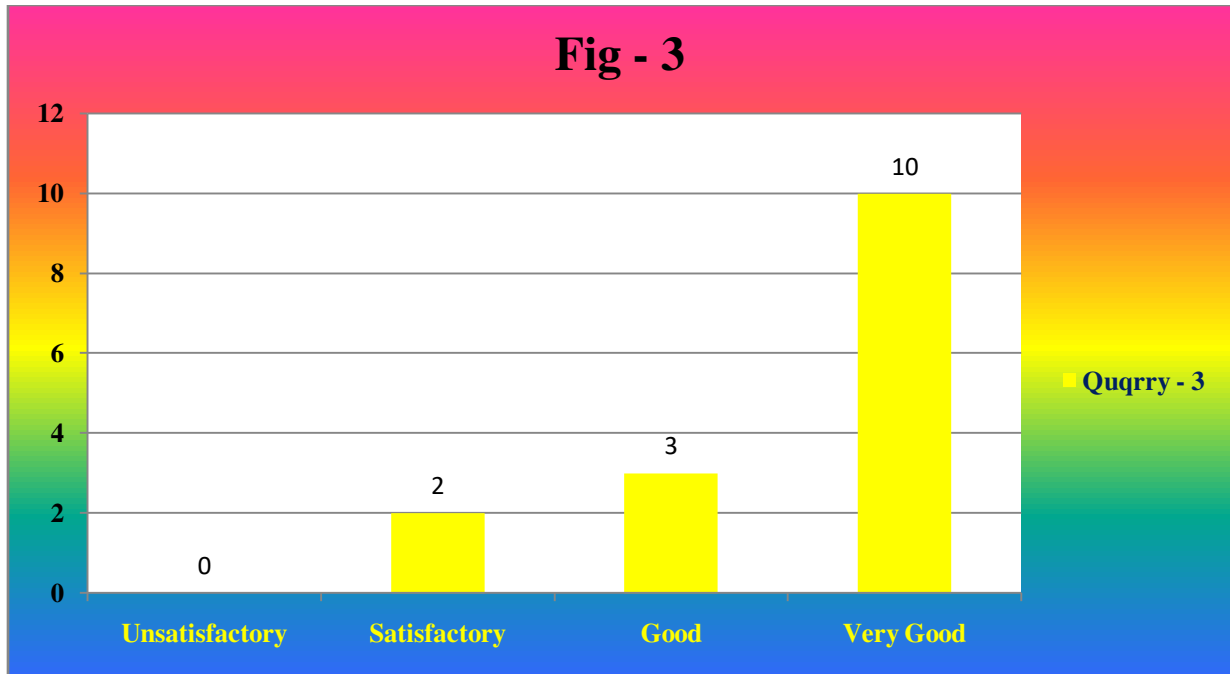
programme. It represents that more than 90% of the Employers responded that the team working abilities is taking place and given good and very good responses according to the questionnaire scale. (Vide Fig-2)



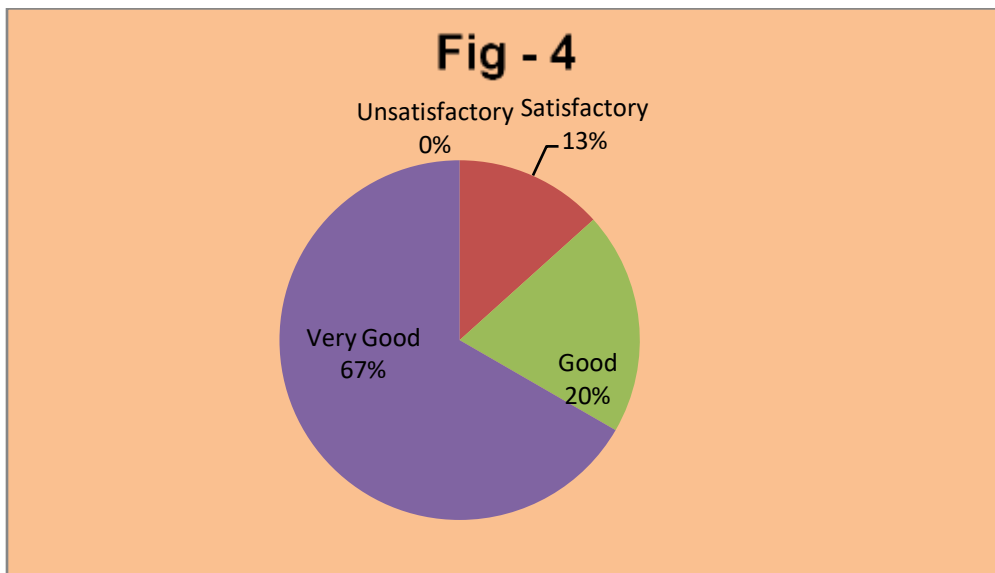
In the **Quarry No 3** it was asked to the Employers that whether General communication skill/Interpersonal skill and leadership. Analyzing the data it was found that 0% of the Employers responded that the content is Unsatisfactory to meet the needs demands of the

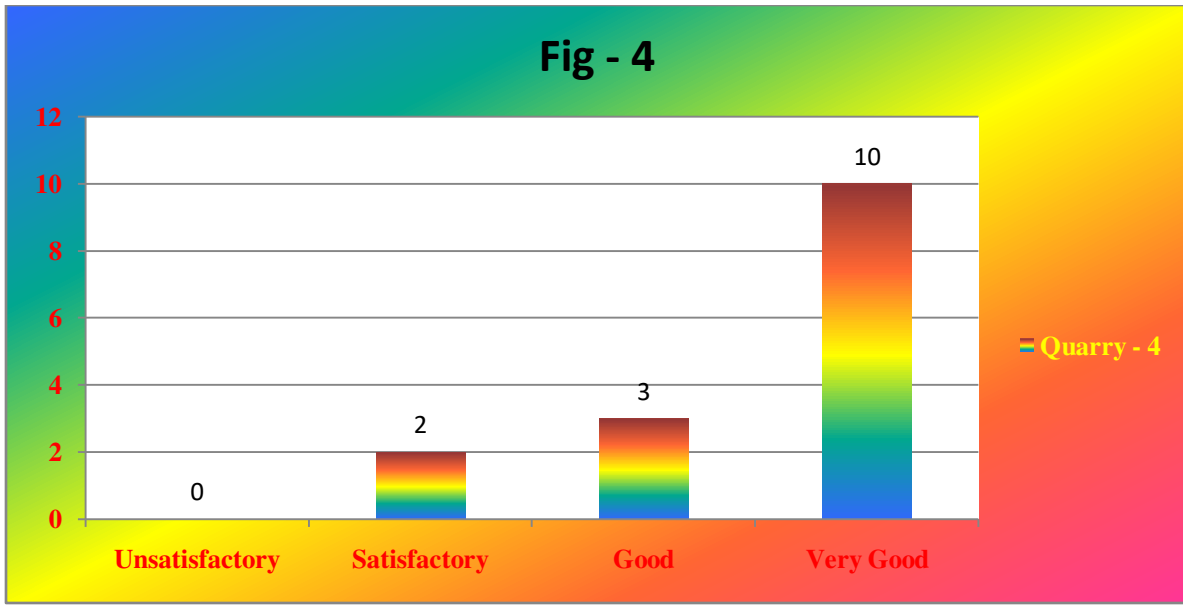
industry. 13% Employers responded as Satisfactory, 20% of the Employers responded as good and 67% of the Employers responded as very good to meet the needs and demand of the programme. It represents that more than 90% of the Employers responded that the overall Integrity is taking place and given good and very good responses according to the questionnaire scale. (**Vide Fig-3**).



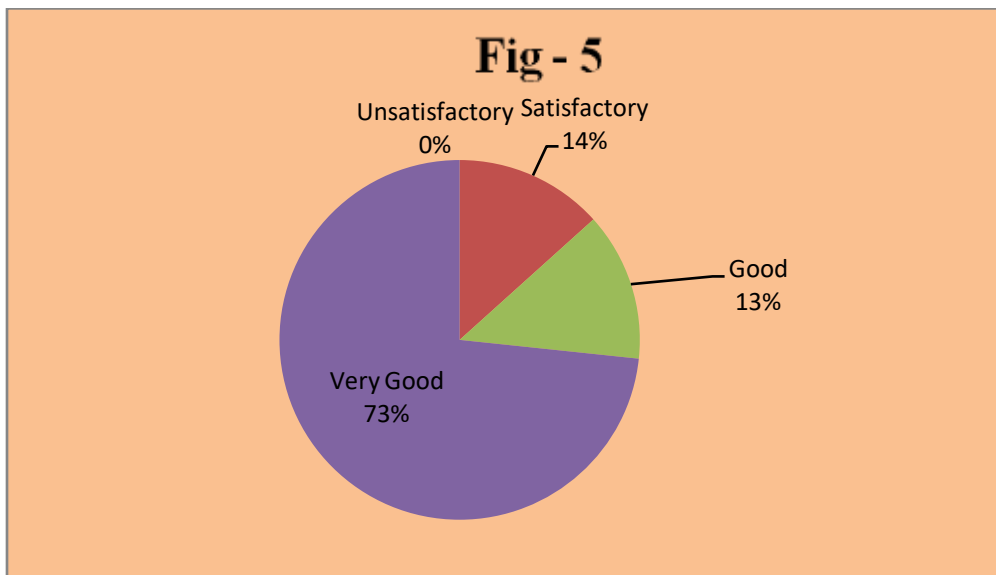


In the **Quarry No 4** it was asked to the Employers that whether General communication skill/Interpersonal skill and leadership. Analyzing the data it was found that 0% of the Employers responded that the content is Unsatisfactory to meet the needs demands of the industry. 13% Employers responded as Satisfactory 20% of the Employers responded as good and 67% of the Employers responded as very good to meet the needs and demand of the programme. It represents that more than 83% of the Employers responded that the overall Competitiveness is taking place and given good and very good responses according to the questionnaire scale. (**Vide Fig-4**).



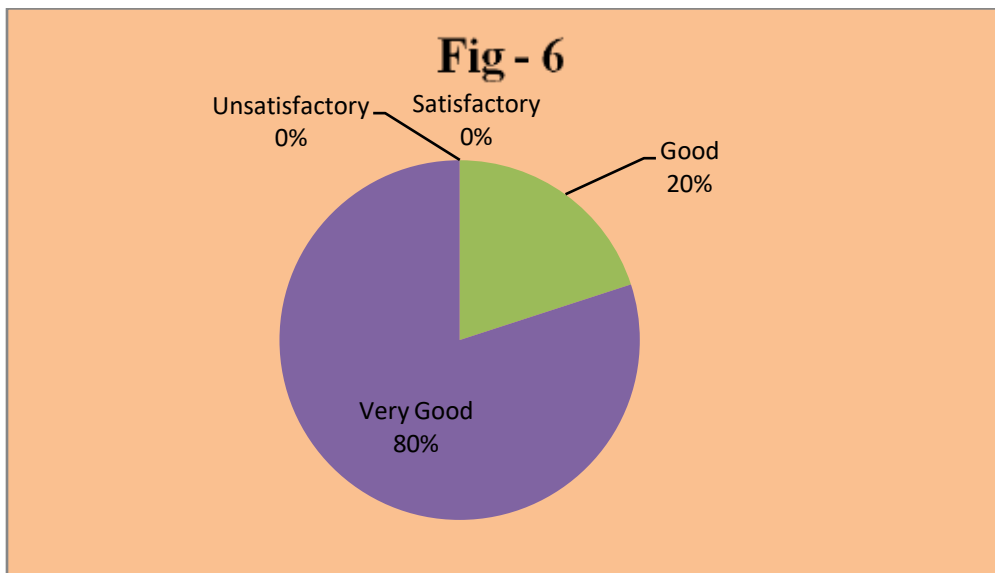


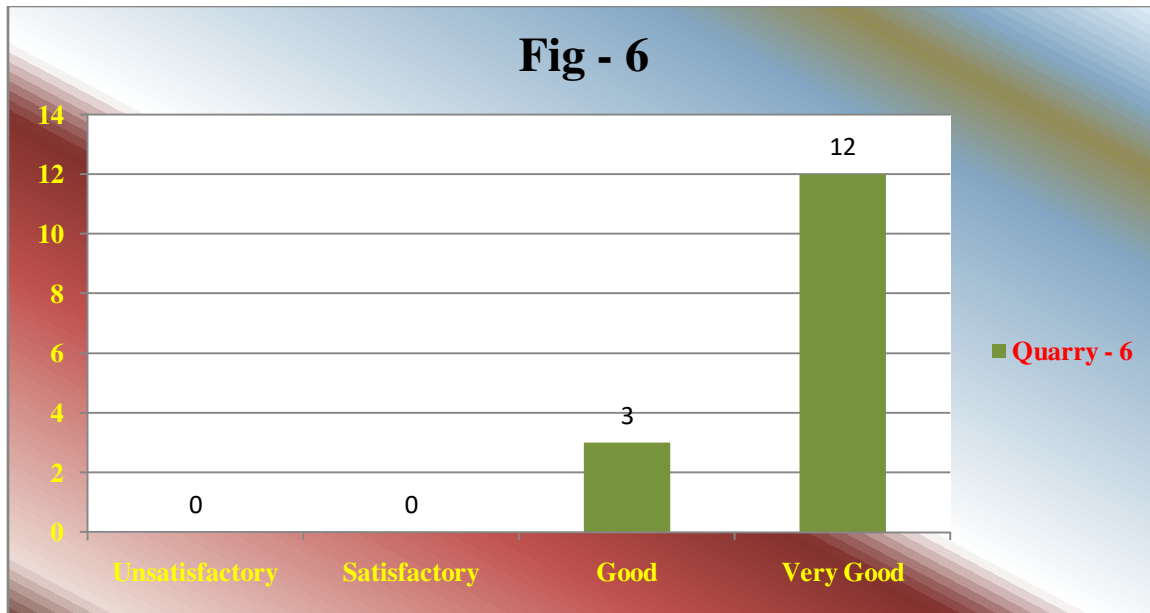
In the **Quarry No 5** it was asked to the Employers that whether General communication skill/Interpersonal skill and leadership. Analyzing the data it was found that 0% of the Employers responded that the content is Unsatisfactory to meet the needs demands of the industry. 14% Employers responded as Satisfactory, 13% of the Employers responded as good and 73% of the Employers responded as very good to meet the needs and demand of the programme. It represents that more than 87% of the Employers responded that the Adoptability to additional work commitment is taking place and given good and very good responses according to the questionnaire scale. (**Vide Fig-5**).



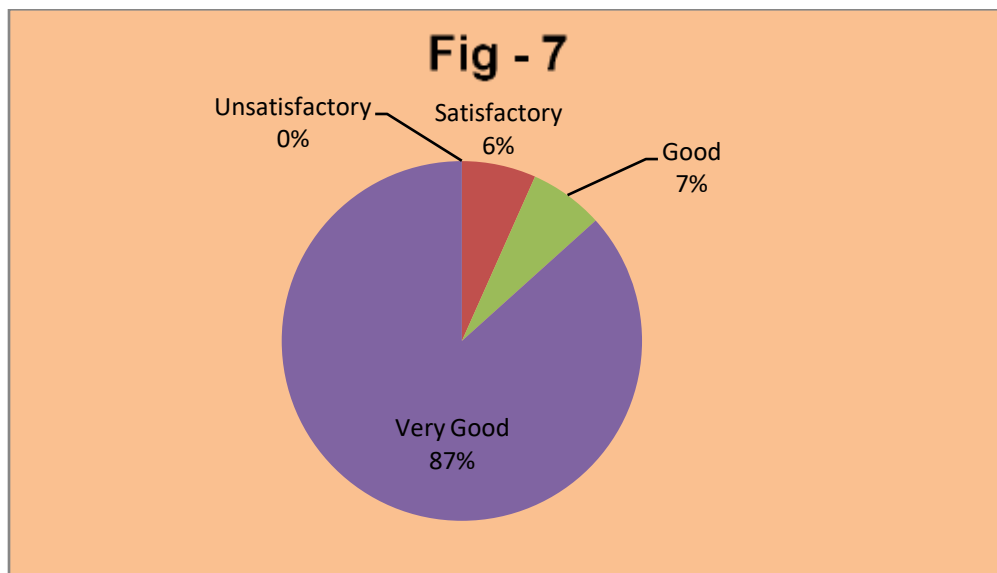


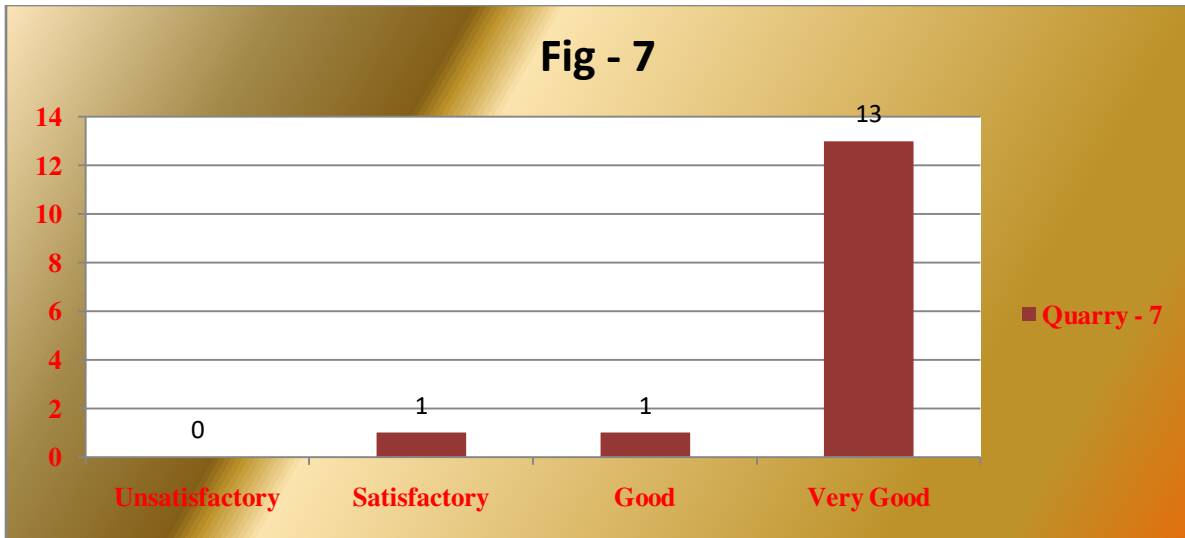
In the **Quarry No 6** it was asked to the Employers that whether General communication skill/Interpersonal skill and leadership. Analyzing the data it was found that 0% of the Employers responded that the content is Unsatisfactory to meet the needs demands of the industry. 0% Employers responded as Satisfactory, 20% of the Employers responded as good and 80% of the Employers responded as very good to meet the needs and demand of the programme. It represents that more than 76% of the Employers responded that Open to new ideas and learning new techniques is taking place and given good and very good responses according to the questionnaire scale. (**Vide Fig-6**).



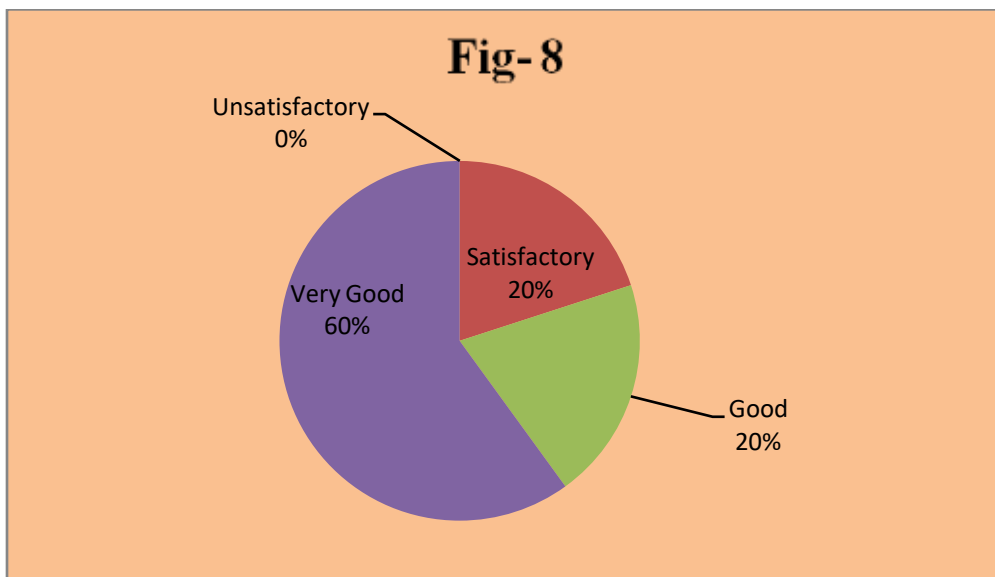


In the **Quarry No 7** it was asked to the Employers that whether General communication skill/Interpersonal skill and leadership. Analyzing the data it was found that 0% of the Employers responded that the content is Unsatisfactory to meet the needs demands of the industry. 6% Employers responded as Satisfactory, 7% of the Employers responded as good and 87% of the Employers responded as very good to meet the needs and demand of the programme. It represents that more than 86% of the Employers responded that the Commitment towards vision & mission of the organization is taking place and given good and very good responses according to the questionnaire scale. (**Vide Fig-7**).



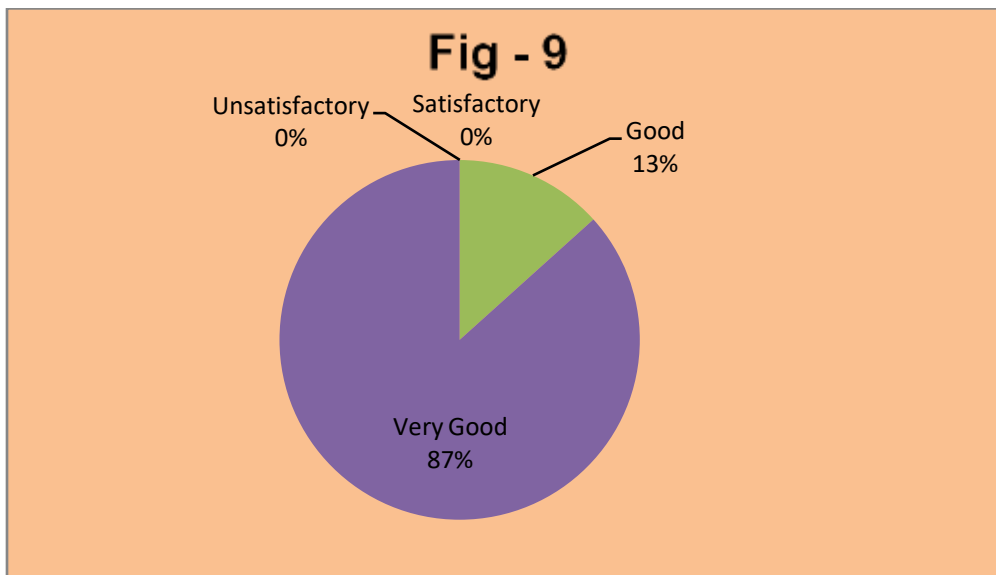


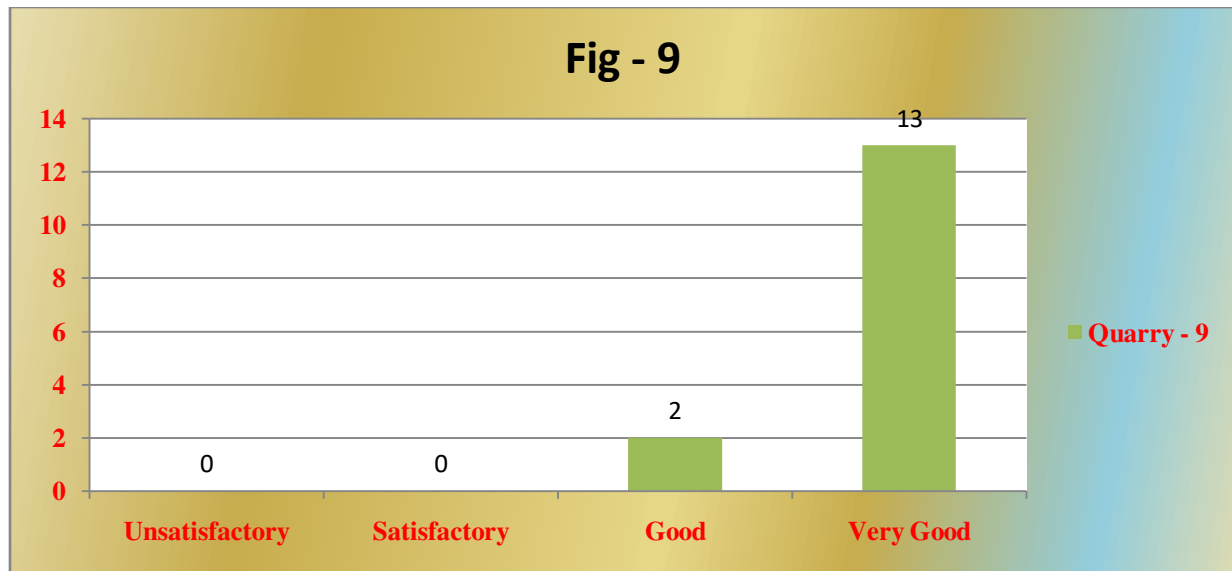
In the **Quarry No 8** it was asked to the Employers that whether General communication skill/Interpersonal skill and leadership. Analyzing the data it was found that 0% of the Employers responded that the content is Unsatisfactory to meet the needs demands of the industry. 20% Employers responded as Satisfactory, 20% of the Employers responded as good and 60% of the Employers responded as very good to meet the needs and demand of the programme. It represents that more than 88% of the Employers responded that the inclination towards social responsibilities is taking place and given good and very good responses according to the questionnaire scale. (**Vide Fig-8**).





In the **Quarry No 9** it was asked to the Employers that whether General communication skill/Interpersonal skill and leadership. Analyzing the data it was found that 0% of the Employers responded that the content is Unsatisfactory to meet the needs demands of the industry. 0% Employers responded as Satisfactory, 13% of the Employers responded as good and 87% of the Employers responded as very good to meet the needs and demand of the programme. It represents that more than 92% of the Employers responded that the overall rating is taking place and given good and very good responses according to the questionnaire scale. (Vide Fig-9).



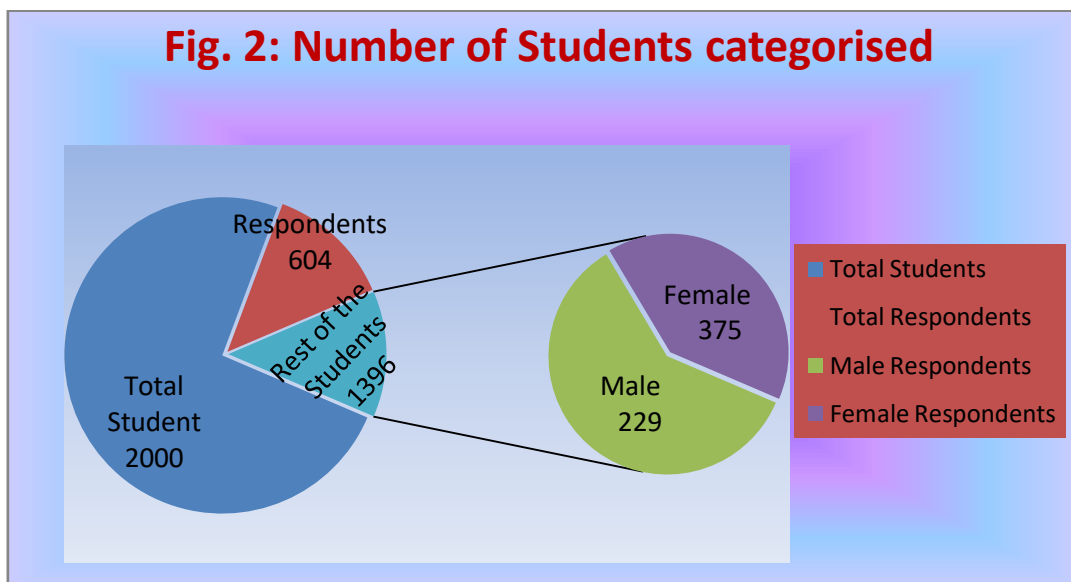
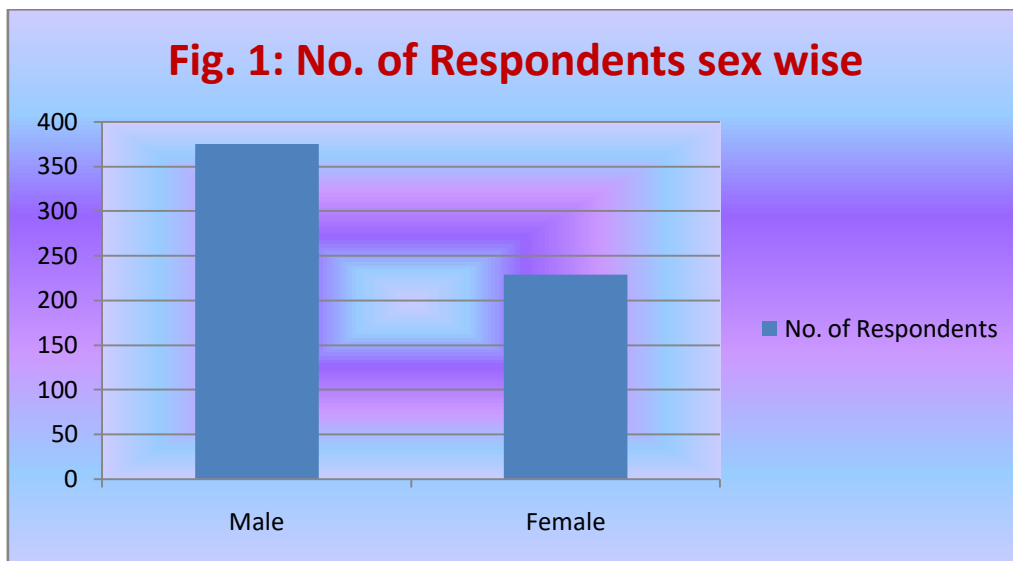


Discussion:

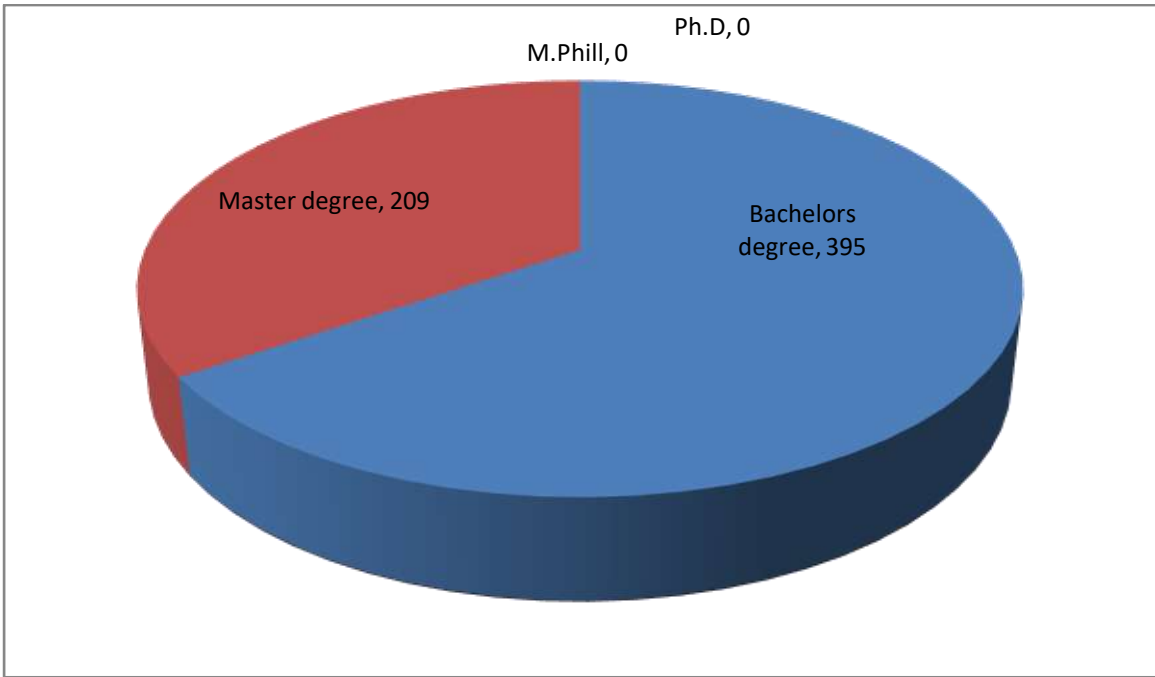
After statistical analysis it was found that regarding overall employability of the General communication skill/Interpersonal skill and leadership, team working abilities, Integrity, Competitiveness, Adoptability to additional work commitment, Open to new ideas and learning new techniques, Commitment towards vision & mission of the organization, inclination towards social responsibilities, the overall rating and many Suggestions of the employers were very good.

A Report on Alumni Feedback Analysis 2023

The register Alumni of the college and many departments of the college have arranged many alumni meeting for academic enrichment or feedback collection on curriculum through offline mode during last academic year 2022-2023. In the area of curriculum delivery, it was found that 604 students participated in the feedback programme. There were 375 male students and 229 female students among the respondents. **Vide Fig. 1 & 2**




In the area of categorising the UG and PG study, it was found that among the respondents, 200 were completed bachelor's degrees and 60 were completed master's degrees. As the college has no provision to conduct the M. Phil. or Ph. D. programme, no respondents were found from those categories. **Vide Fig. 3**

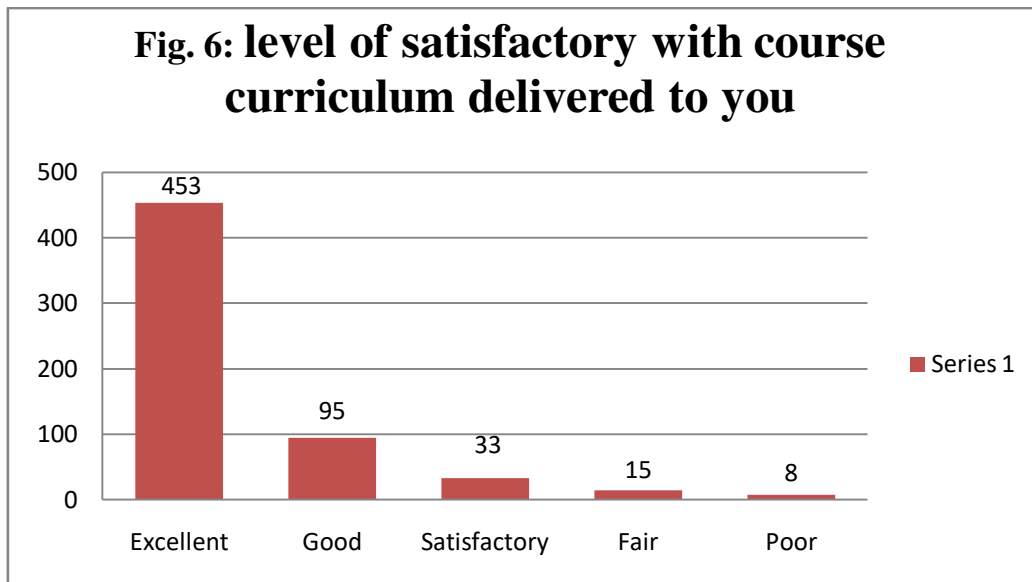


The respondents were faced with 8 questions approved by IQAC covering the areas of alumni feedback Program.

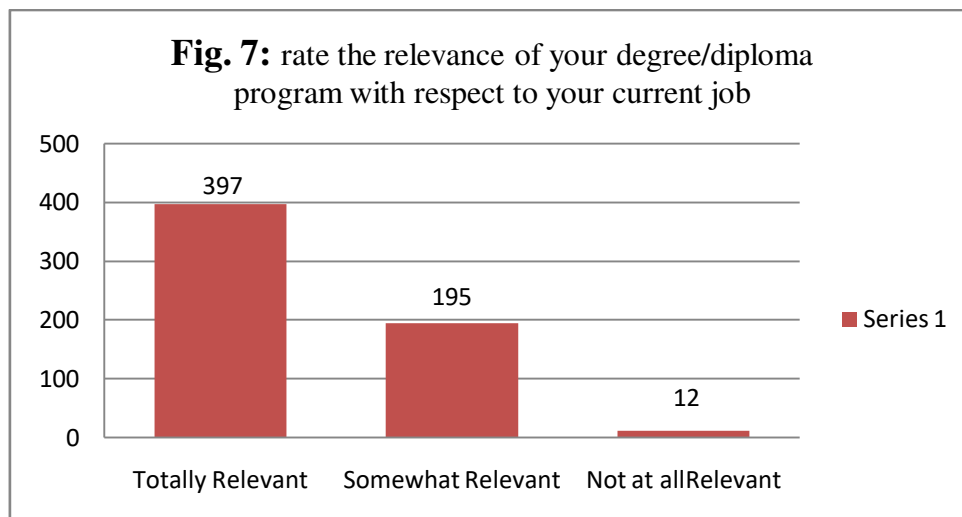
In query no 1: In response to question number one have you qualified any State/ National/ International level examination (NET/SLET/GATE/CAT/GRE/TOEFL/ NEET/ Civil Service/ State government examinations/ any other competitive examination, it was found that only 18% alumni qualified any State/ National/ International level examination. Vide Fig. 5



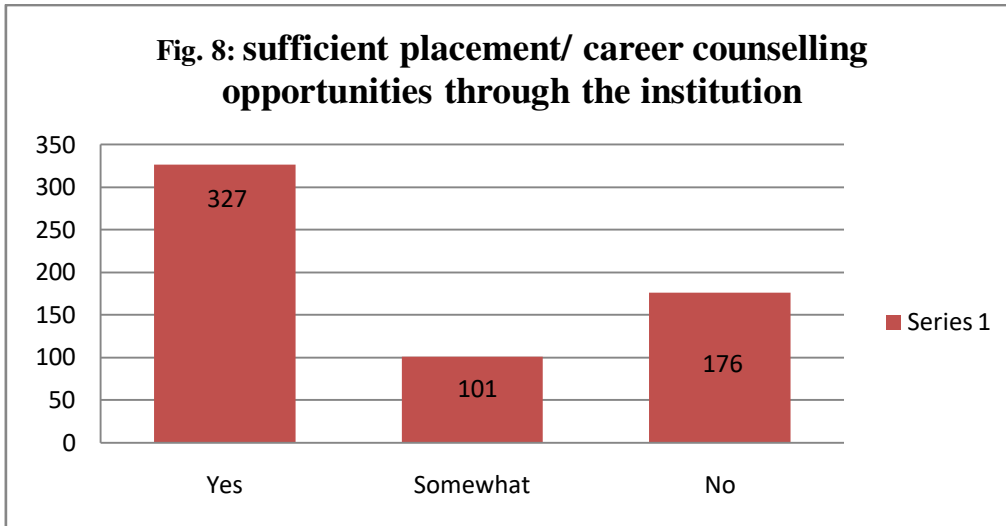
In query no. 2 regarding level of satisfactory with course curriculum delivered to you, it was found that 453 students responded excellent, 95 stated good, 33 stated satisfactory 15 stated fair, and 8 stated poor. **Vide Fig. 6**



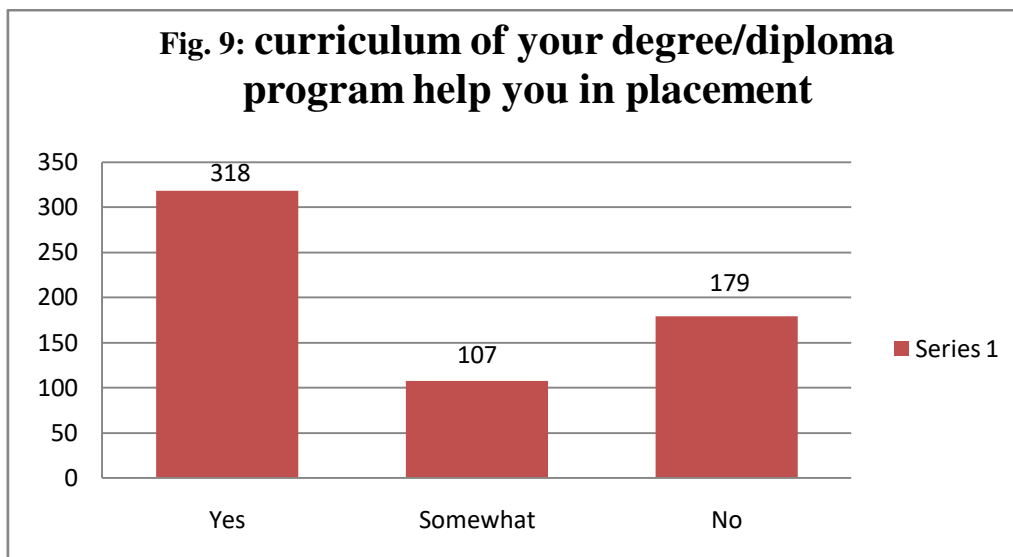
In query no. 3 regarding how you rate the relevance of your degree/diploma program with respect to your current job, it was found that 397 respondents stated totally relevant. Whereas 195 respondents said the somewhat relevant to my current job, and rest of 12 said it was not at all relevant to my current job. **Vide Fig. 7**



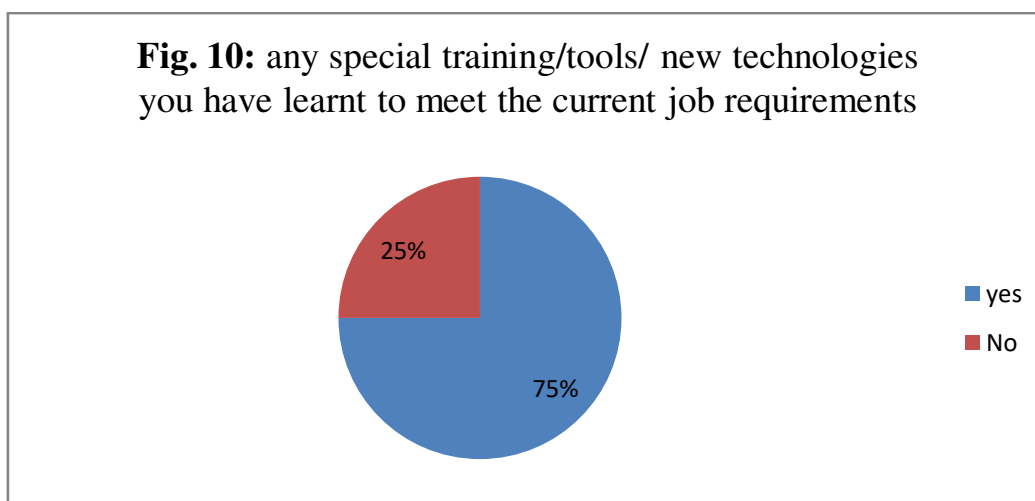
In query no. 4 did you get sufficient placement/ career counselling opportunities through the institution, it was found that 327 respondents stated yes, 101 stated somewhat, and 176 stated insufficient placement/ career counselling opportunities through the institution. **Vide Fig. 8**



In query no. 5 regarding the curriculum of your degree/diploma program help you in placement, it was found that 122 respondents stated yes, 63 stated somewhat, and 75 stated no sufficient placement. **Vide Fig. 9**

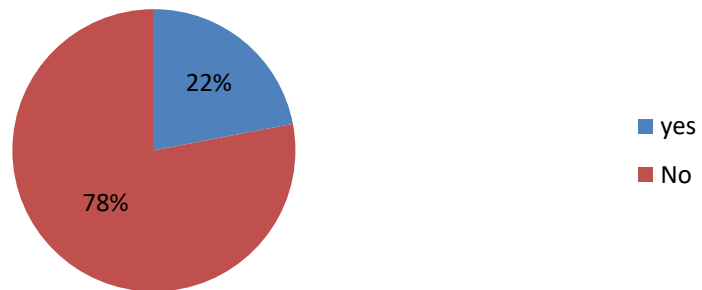


In query no. 6 regarding any special training/tools/ new technologies you have learnt to meet the current job requirements, it was found that 75 % said yes and rest of 25 % said did not any special training/tools/ new technologies you have learnt to meet the current job requirements. **Vide Fig. 10**



In query no. 7 regarding how many alumni engagement program are organised by the college/ department, it was found that that only 22% said yes and rest of 78 % said did not engagement any program of the college or departments. **Vide Fig. 11**

Fig. 11: any special training/tools/ new technologies you have learnt to meet the current job requirements



Parents Feedback Analysis 2023

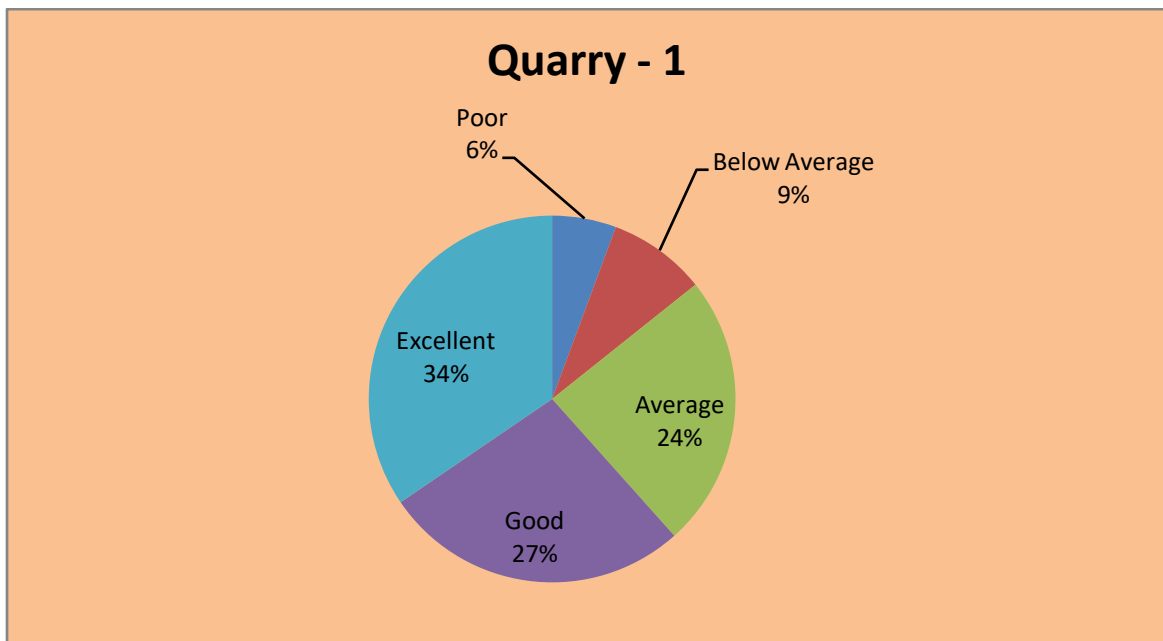
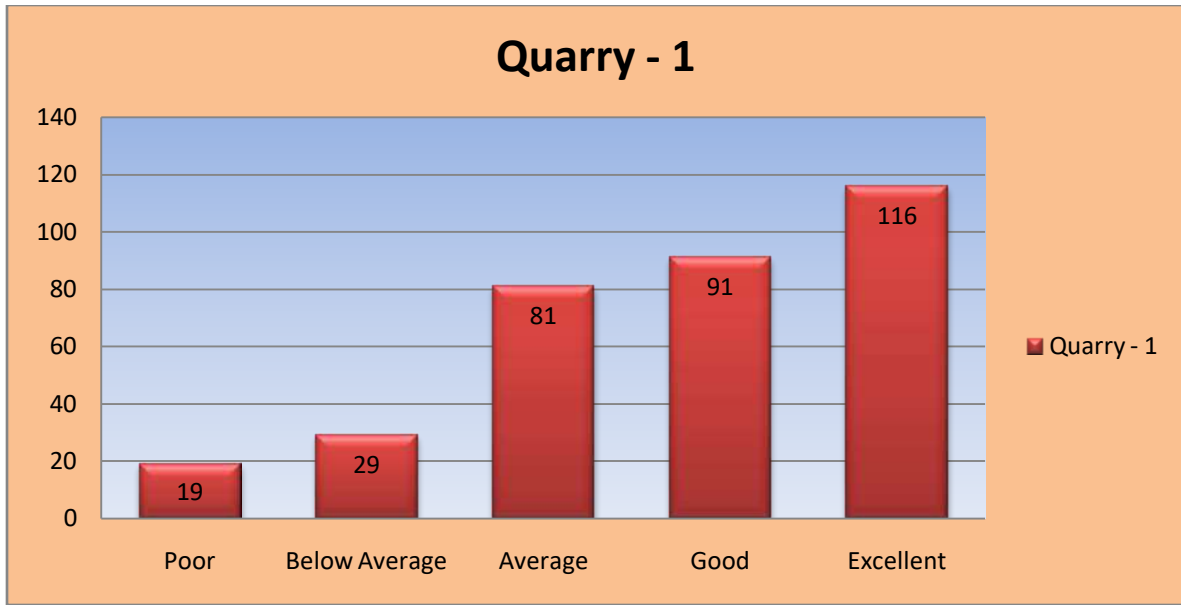
The college collected online & offline feedback on curriculum issuing a hard copy of parent Feedback (Annexure - VII) to all the parents of all department students. After collecting the filled up forms it was found that only 336 forms with response deposited by the parents to the respective in charges.

Analyzing the responses as data it was found that 92.59% of total parents given their responses as feedback. After issuing the forms it was instructed to the parents to feel free to response each and every quarry.

The questionnaire was framed in five points scale containing 10 quarries. The scores were from 1 to 5 being poor, below average, average, good and excellent respectively.

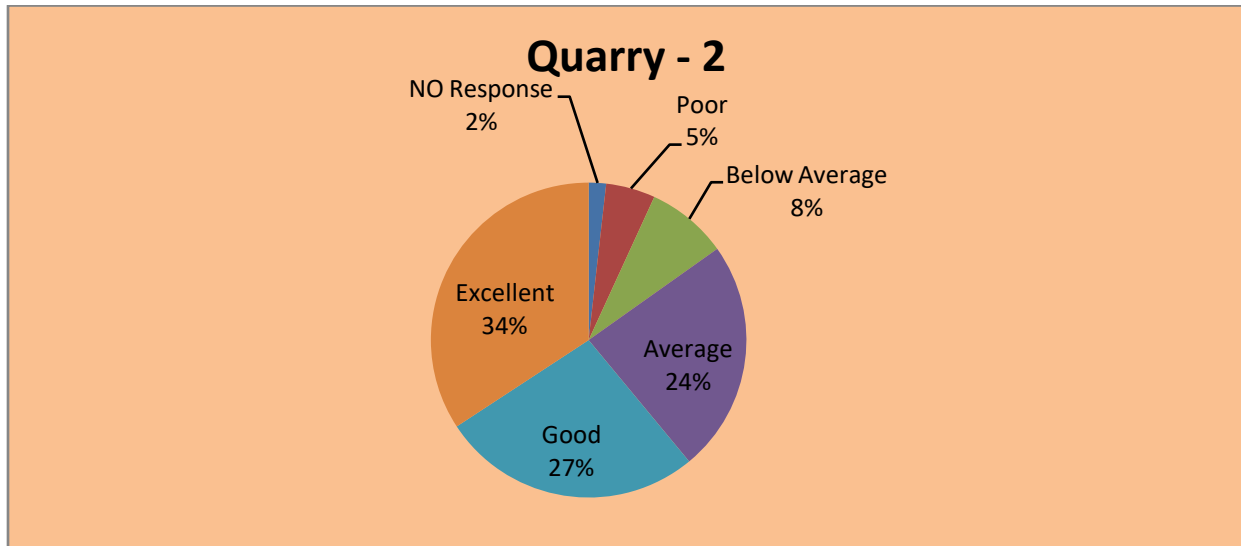
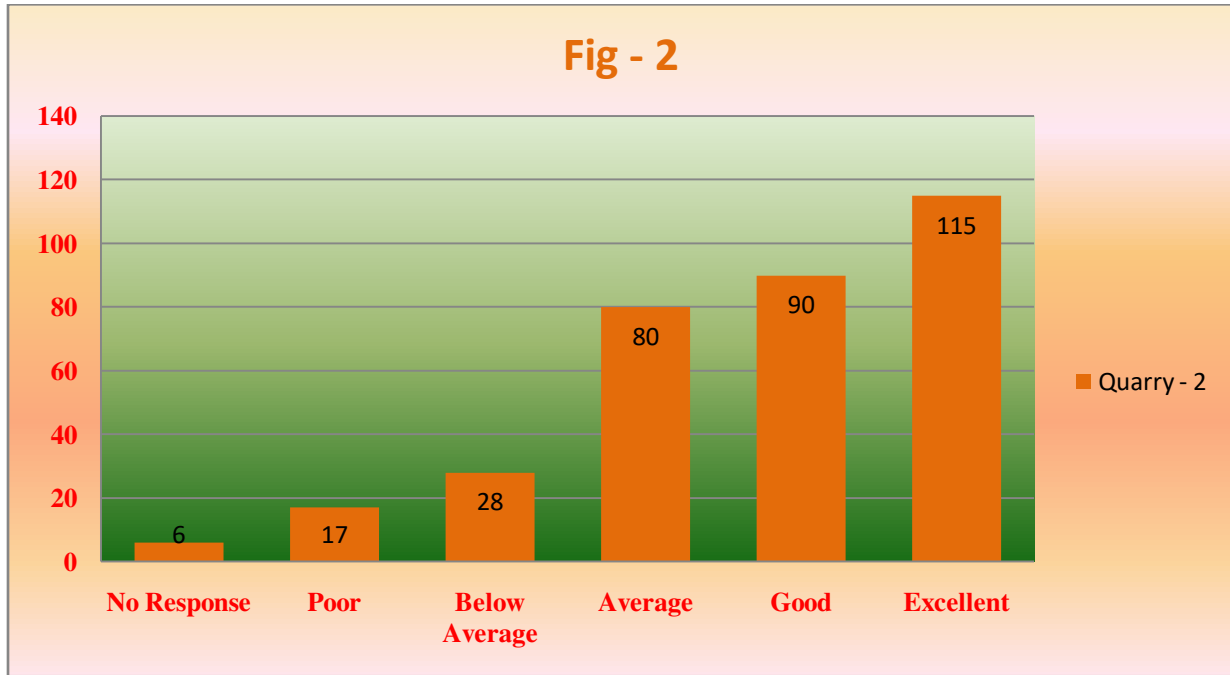
Response	Q1	Q2	Q3	Q4	Q5	Q6	Q7	Q8	Q9	Q10
No Response	0	6	3	5	6	6	9	7	8	11
Poor	19	17	18	16	17	19	15	16	14	15
Below Average	29	28	27	26	25	24	23	22	24	26
Average	81	80	82	83	82	81	83	81	82	80
Good	91	90	92	93	94	95	96	93	92	91
Excellent	116	115	114	113	112	111	110	117	116	113

In the **Quarry No 1** it was asked to the parents that whether overall personality development of your ward is taking place or not. Analyzing the data it was found that 19 of the responded that the content is poor to meet the needs demands of the industry.29 responded as below average, 81 of the responded as average, 91 of the responded as good and 116 of the responded that the content is excellent to meet the needs and demand of the programme. It represents that more than 80% of the parents responded that the overall personality development is taking place and given good or excellent responses according to the questionnaire scale. (**Vide Fig-1**)



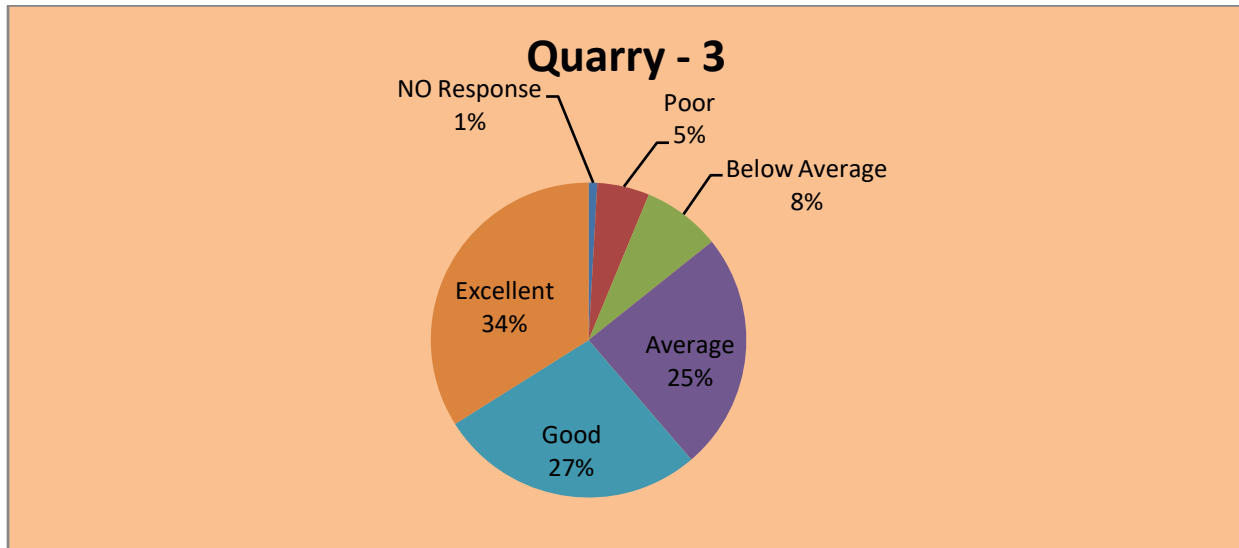
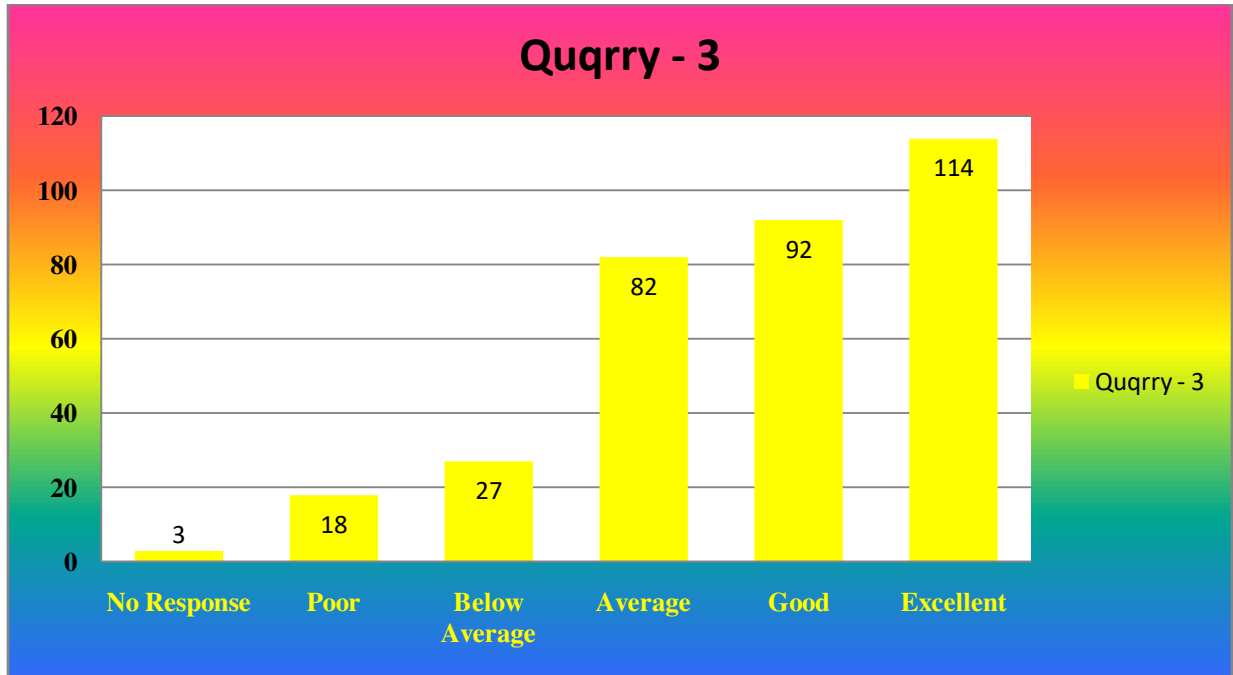
In the **Quarry No 2** it was asked to the parents that whether practical classes were important to the students for their curriculum or not. Analyzing the data it was found that 17 of the responded that the content is poor to meet the needs demands of the industry. 28 responded as below average, 80 responded as average, 90 responded as good and 115 responded that the content is excellent to meet the needs and demand of the programme. It represents that more than 90% of the parents responded that the practical classes were very important and valuable for the

students to continue their curriculum and given good or excellent responses according to the questionnaire scale. (Vide Fig-2)



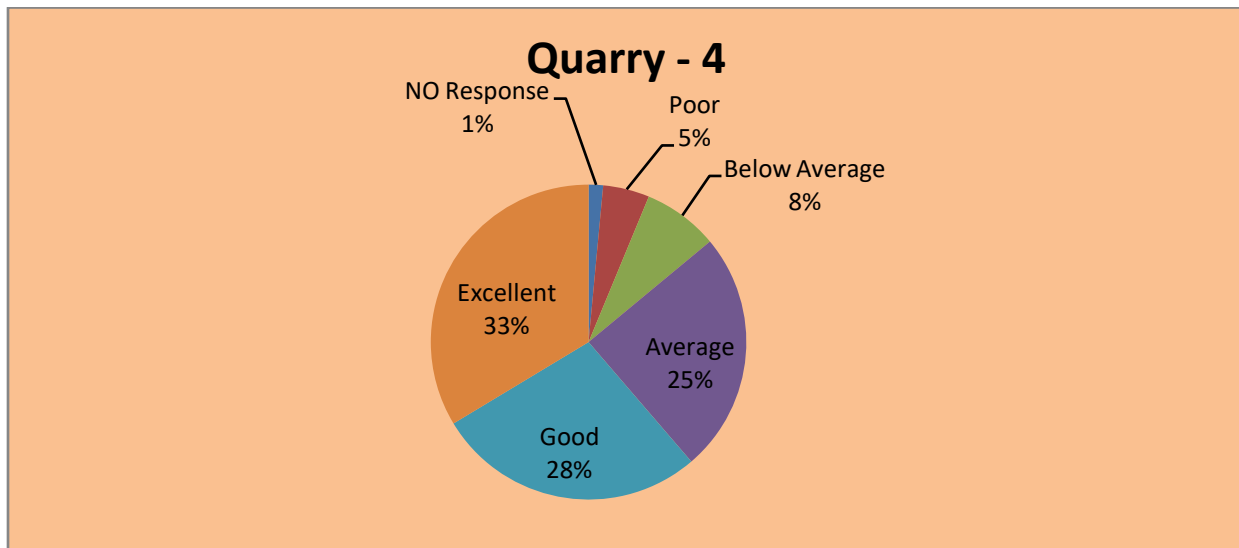
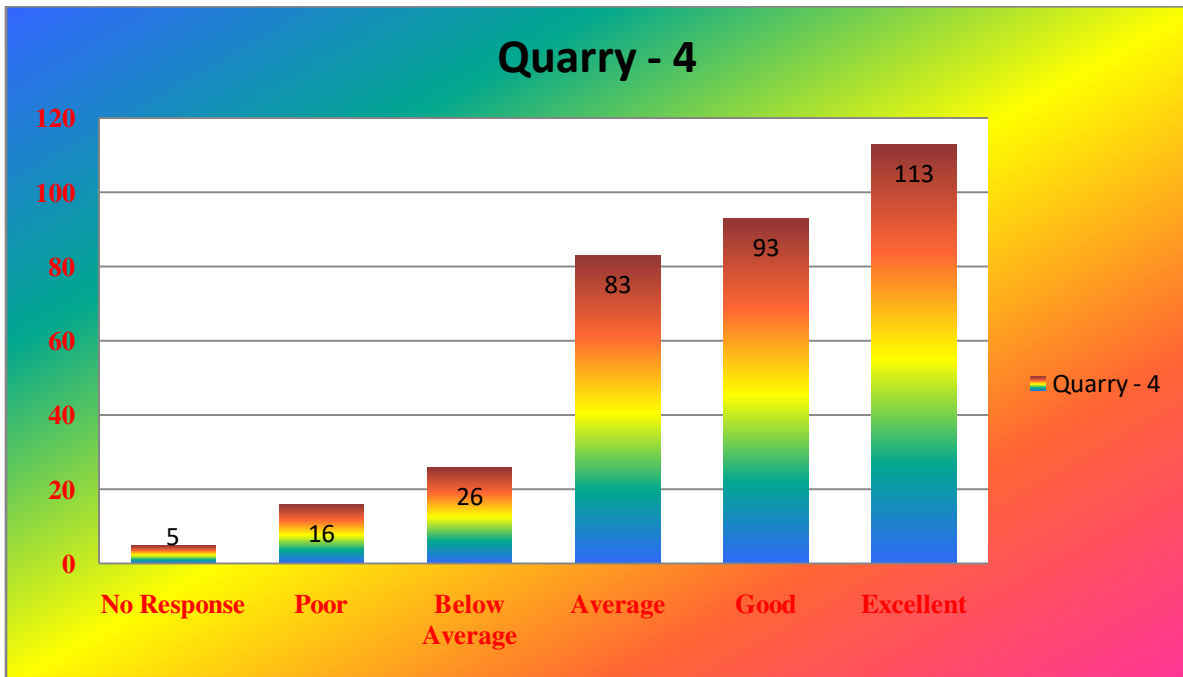
In the **Quarry No 3** it was asked to the parents that whether regular field visits or industry visits for practical learning were important to the students for their curriculum or not. Analyzing the data it was found that 3 have not responded to the questions, 18 responded that the content is poor to meet the needs demands of the industry. 27 responded as below average, 82 responded as average, 92 responded as good and 114 responded that the content is excellent to meet the needs and demand of the programme. It represents that more than 75% of the parents responded that the regular field visits or industry visits for practical learning were very important

and valuable for the students to continue their curriculum and given good or excellent responses according to the questionnaire scale. (Vide Fig-3).



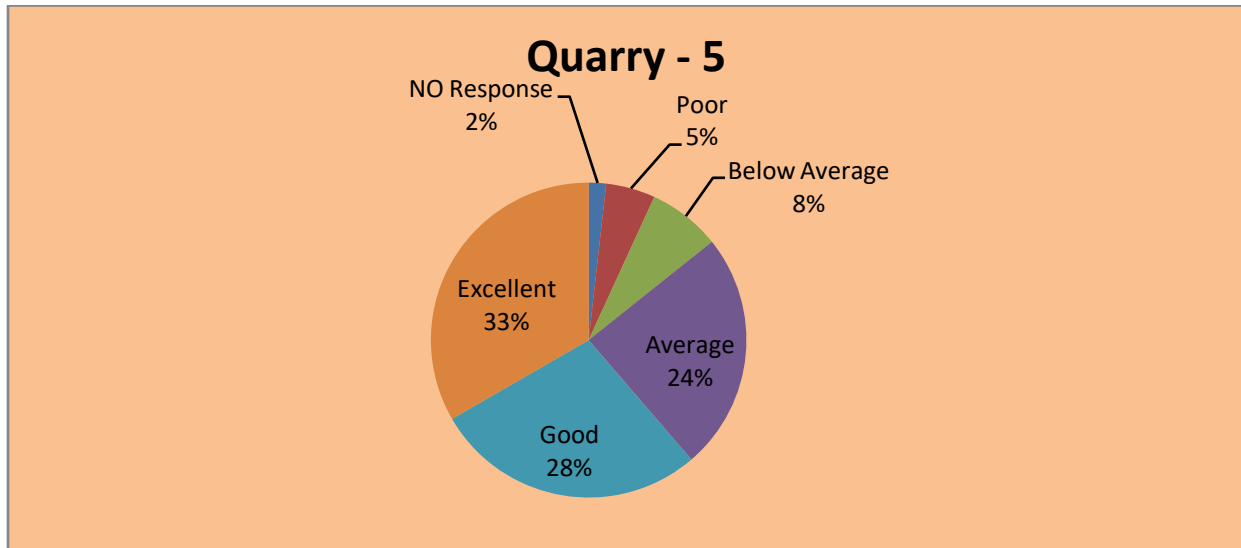
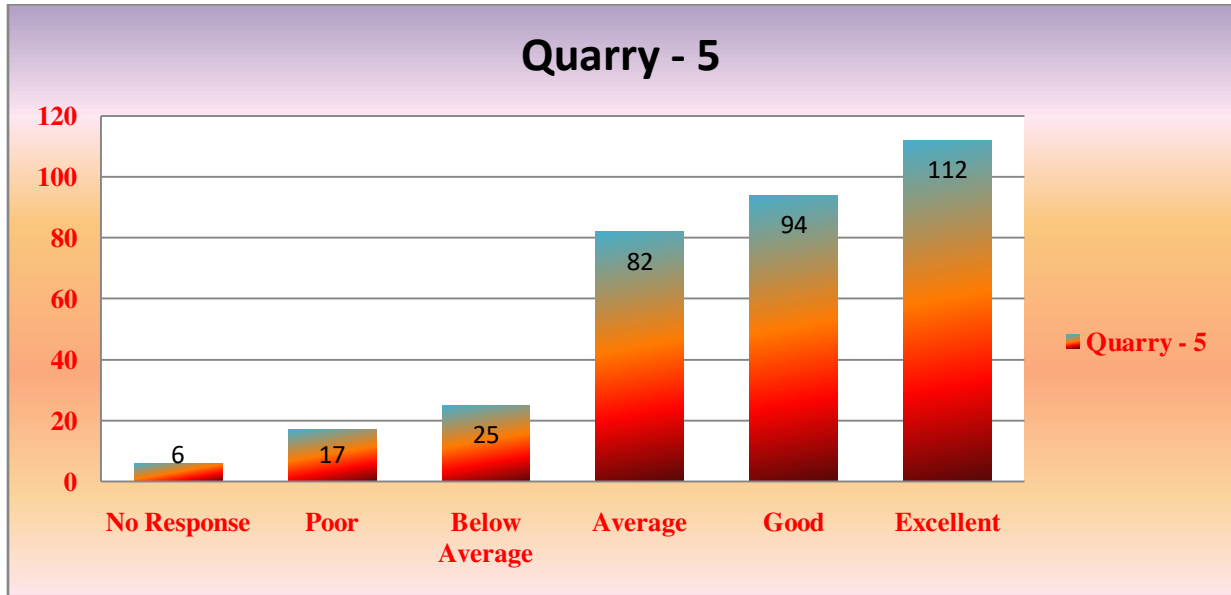
In the **Quarry No 4** it was asked to the parents that whether the ambience of the college for effective delivery of academics or not. Analyzing the data it was found that 5 have not responded to the questions, 16 responded that the content is poor to meet the needs demands of the industry. 26 responded as below average, 83 responded as average, 93 responded as good and 113 responded that the content is excellent to meet the needs and demand of the programme. It represents that more than 80% of the parents responded ambience of the college is very good

for effective delivery of academics were very important and given good or excellent responses according to the questionnaire scale. (Vide Fig-4).

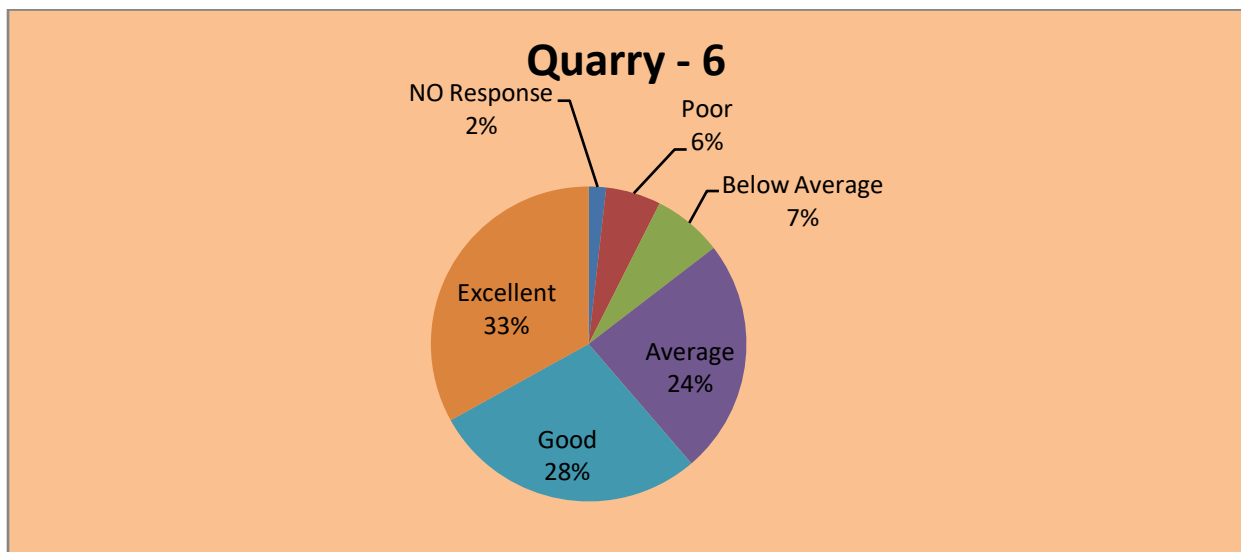
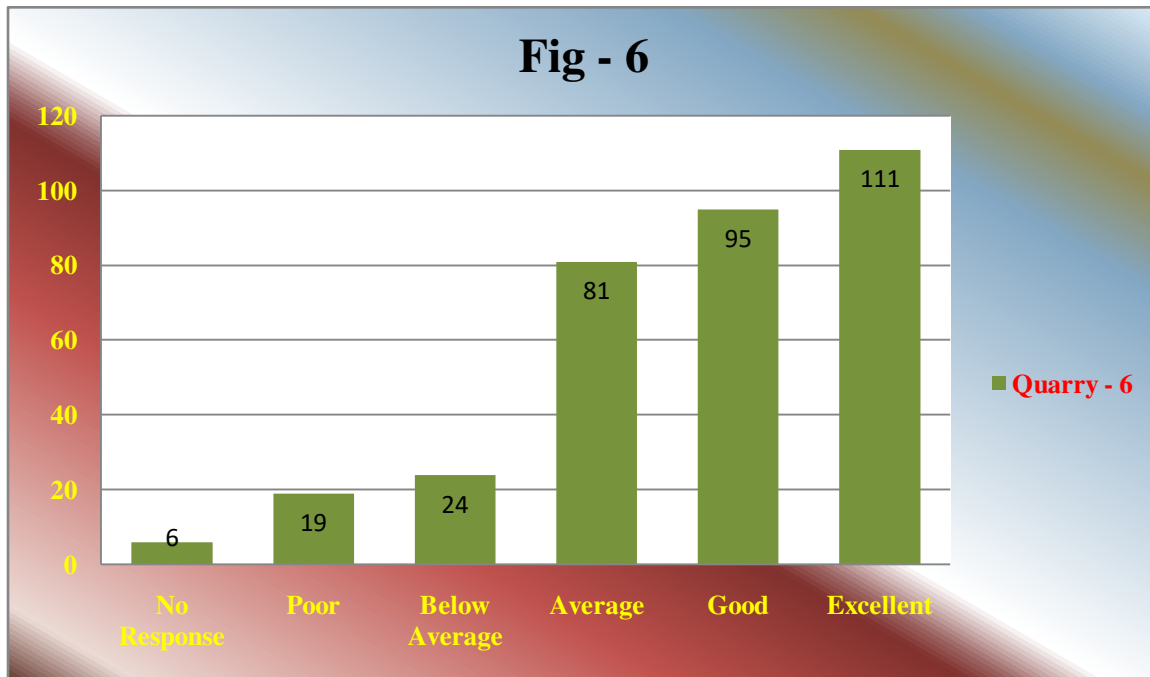


In the **Quarry No 5** it was asked to the parents that whether the Infrastructure facilities of the institution are suitable for learning or not. Analyzing the data it was found that 6 have not responded to the questions, 17 responded that the content is poor to meet the needs demands of the industry. 25 responded as below average, 82 responded as average, 94 responded as good and 112 responded that the content is excellent to meet the needs and demand of the programme. It represents that more than 80% of the parents responded that the Infrastructure facilities of the

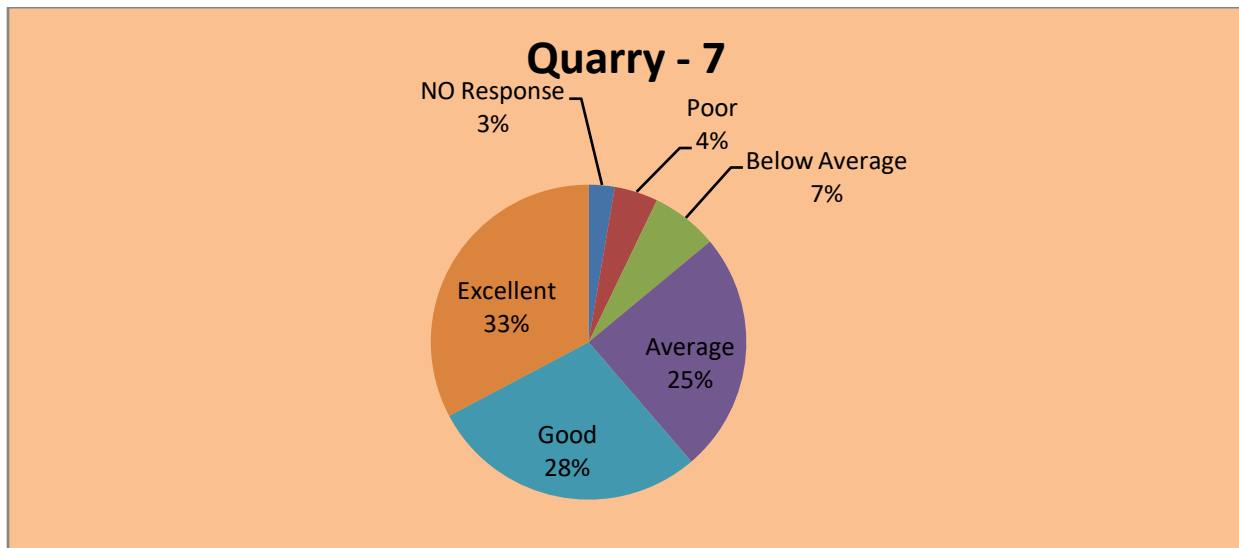
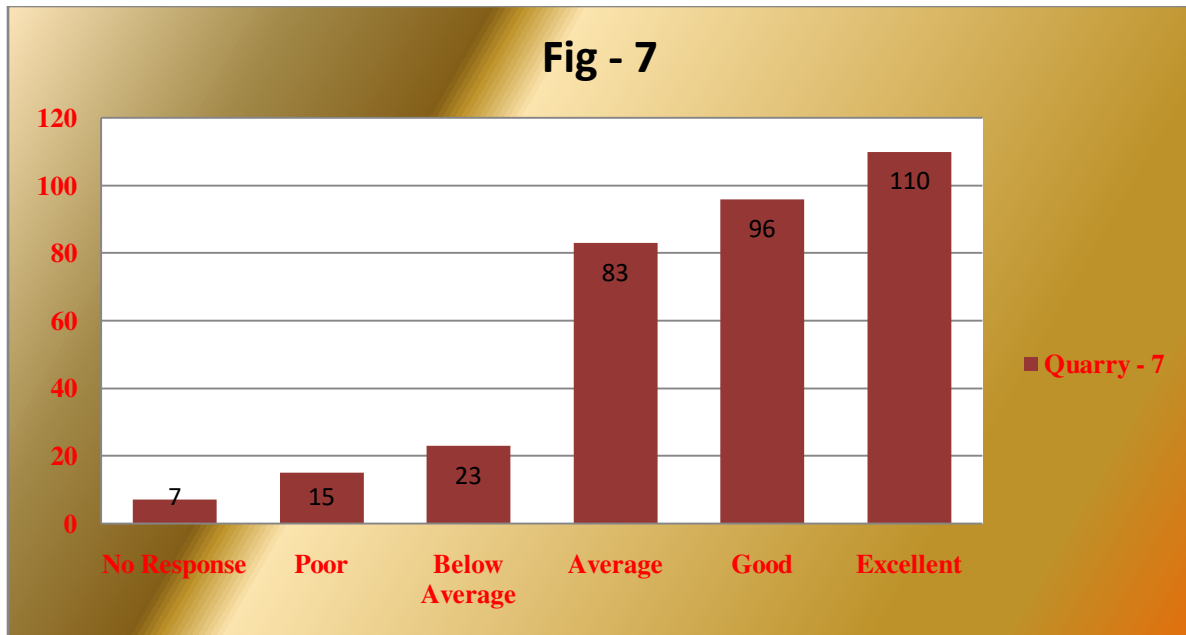
institution is suitable for learning and given good or excellent responses according to the questionnaire scale. (Vide Fig-5).



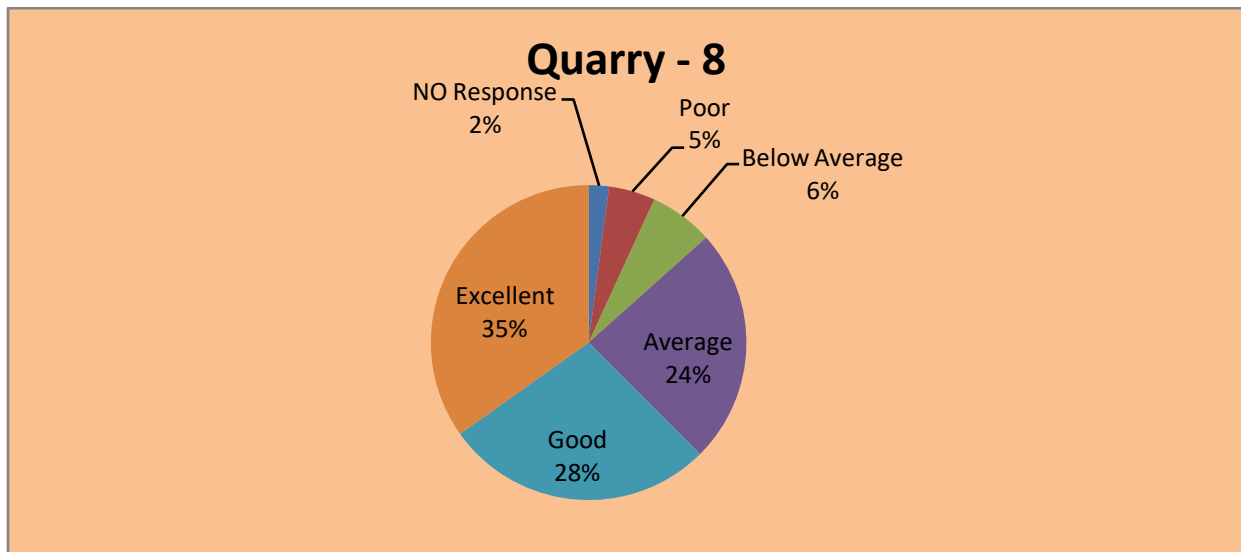
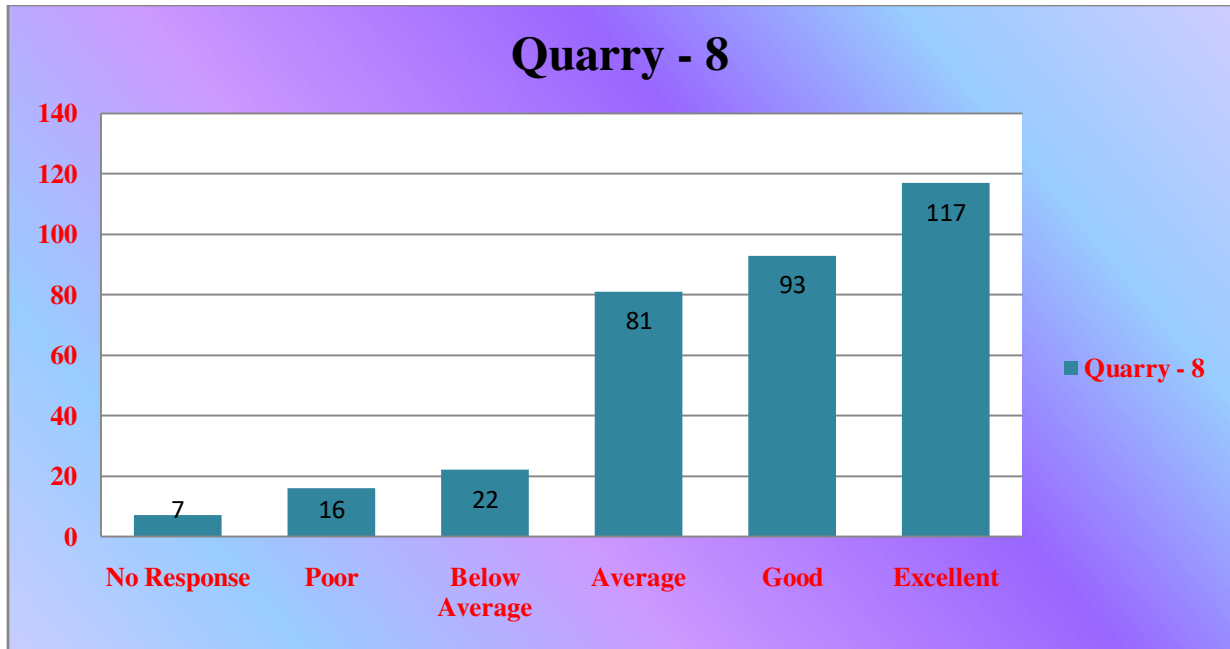
In the **Quarry No 6** it was asked to the parents that whether the college conducting any co curricular activities or not. Analyzing the data it was found that 6 have not responded to the questions, 19 responded that the content is poor to meet the needs demands of the industry.24 responded as below average, 81 responded as average, 95 responded as good and 111 responded that the content is excellent to meet the needs and demand of the programme. It represents that more than 85% of the parents responded that the college is conducting many co curricular activities and given good or excellent responses according to the questionnaire scale. (Vide Fig-6).



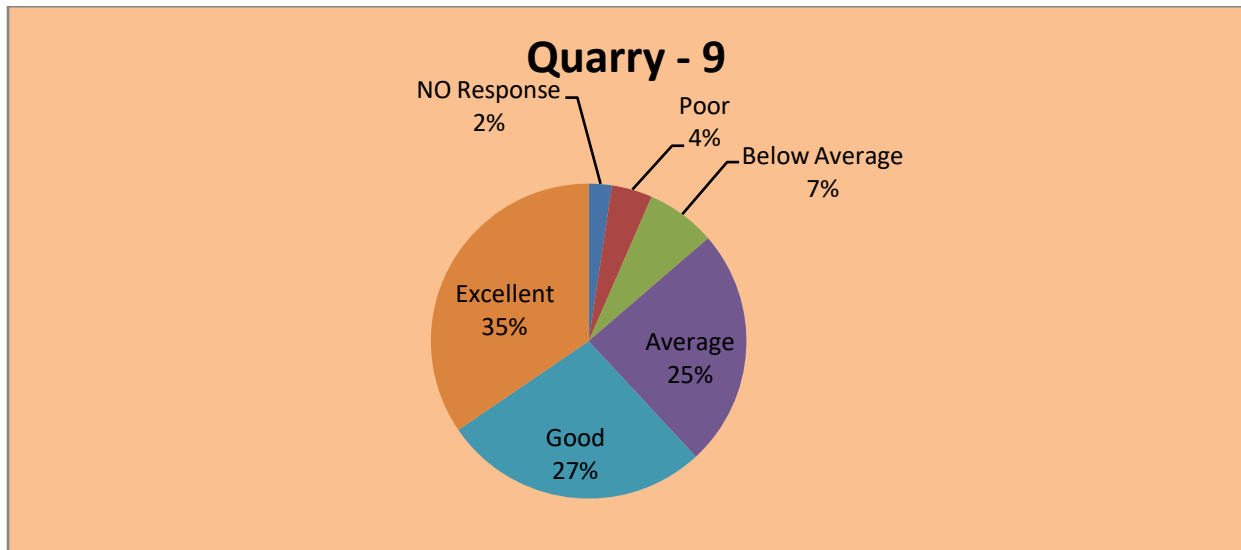
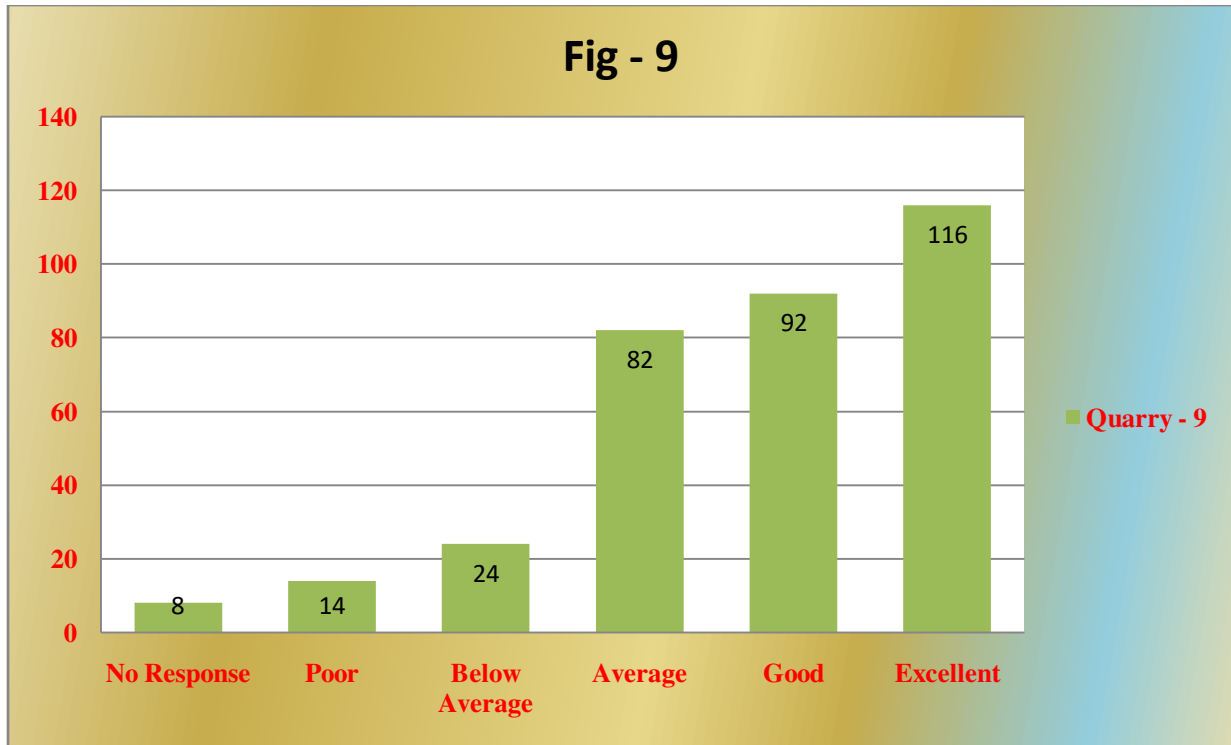
In the **Quarry No 7** it was asked to the parents that whether skill learning program is there in the curriculum for better result in the placement activities or not. Analyzing the data it was found that 7 have not responded to the questions, 15 responded that the content is poor to meet the needs demands of the industry. 23 responded as below average, 83 responded as average, 96 responded as good and 110 responded that the content is excellent to meet the needs and demand of the programme. It represents that more than 80% of the parents responded that the college is taking good care of placements and they are happy and given good or excellent responses according to the questionnaire scale. (**Vide Fig-7**).



In the **Quarry No 8** it was asked to the parents that whether Placement/ career counseling activities in the institution were important to the students for their curriculum or not. Analyzing the data it was found that 16 responded that the content is poor to meet the needs demands of the industry.22 responded as below average, 81 responded as average, 93 responded as good and 117 responded that the content is excellent to meet the needs and demand of the programme. It represents that more than 92 responded that the Placement/ career counseling activities in the institution were very important and valuable for the students to continue their curriculum and given good or excellent responses according to the questionnaire scale.

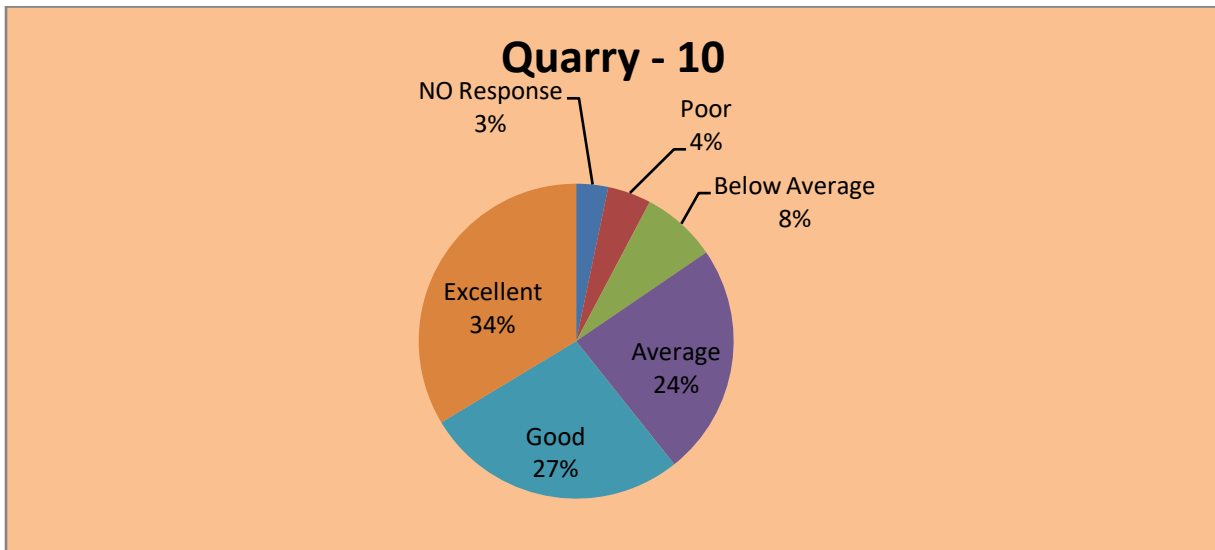
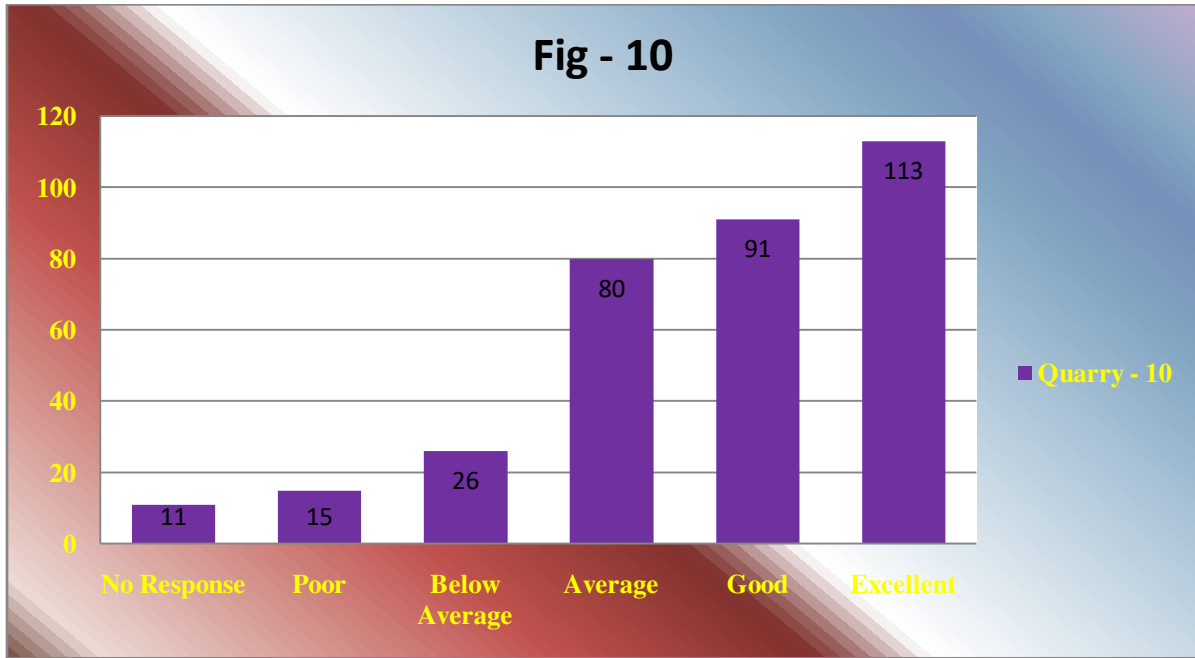


In the **Quarry No 9** it was asked to the parents that whether Cultural activities in the institution were important to the students for their curriculum or not. Analyzing the data it was found that 14 responded that the content is poor to meet the needs demands of the industry.24 responded as below average, 82 responded as average, 92 responded as good and 116 responded that the content is excellent to meet the needs and demand of the programme. It represents that more than 87% of the parents responded that the Cultural activities in the institution were very important and valuable for the students to continue their curriculum and given good or excellent responses according to the questionnaire scale. (**Vide Fig-9**).



In the **Quarry No 10** it was asked to the parents that whether Transparency in the examination and evaluation system of the institution were important to the students for their curriculum or not. Analyzing the data it was found that 15 responded that the content is poor to meet the needs demands of the industry. 26 responded as below average, 80 responded as average, 91 responded as good and 113 responded that the content is excellent to meet the needs and demand of the programme. It represents that more than 92% of the parents responded that the Transparency in the examination and evaluation system of the institution were very important

and valuable for the students to continue their curriculum and given good or excellent responses according to the questionnaire scale. (Vide Fig-10).



Discussion

After statistical analysis it was found that regarding overall personality development, importance of practical classes, field visit to face the industry, effective delivery of curriculum, skill enhancement programme, placement and career counseling, cultural activity and transparency in examination the college sustain an excellent administration for overall development of the students

Students Feedback Analysis on Curriculum 2022-2023

The college collected off line & online feedback on curriculum issuing a hard copy of Student Feedback about Curriculum (Annexure - 1) to all the students of all departments. After collecting the filled up forms it was found that only 2153 forms with response deposited by the students to the respective in charges.

Analyzing the responses as data it was found that 94.47% of total students given their responses as feedback on curriculum. After issuing the forms it was instructed to the student to feel free to response each and every quarry.

The questionnaire was framed in five points scale containing 10 quarries. The scores were from 1 to 5 being very poor, poor, mediocre, good and excellent respectively.

Discussion

After statistical analysis it was found that regarding employability in respect of industry needs and demands, technical skill to face the industry the curriculum to be updated to meet the demands of the students so that the students get opportunity to be absorbed by different industry as per following:

1. The curriculum to be revised to face different National Scholarship Examinations like NET, GATE, JAM and CUET, Stale level examination like SET, CSSC etc. so that the students may compete with nation wise other university students.
2. Hence questions may be arisen to meet the demands of the students at earliest possibility. In view of NEP 2020 all curriculums to be revised with special emphasis with skill enhancement and employability of the students.
3. In case of communicative skill development in the curriculum Spoken English may be introduced in all levels of course of studies.
4. The Practical area of the syllabus to be more balancing with the Theory part of the curriculum

After analysis of the data and preparing a brief report the IQAC coordinator placed the report to the principal for farther action, consequently the principal placed the report to the G. B. of the college. The G. B. of the college made a thorough discussion on the report and recommended to take necessary action by the principal with a request to forward the analyzed report to the university authority for necessary action

A Report on Teacher Feedback Analysis about curriculum 2022-2023

In the area of curriculum delivery, it was found that out of 122 teachers, 119 participated in the curriculum feedback programme, which was online/offline in nature. There were 84 male teachers and 35 female teachers among the respondents

The respondents were faced with 16 questions on a five-point scale in a questionnaire approved by IQAC covering the areas of teacher's feedback about curriculum.

A report on Employers Feedback Analysis 2022-2023

The college collected offline feedback on curriculum issuing a hard copy of Employers Feedback (Annexure - IV) to all the Employers of all departments. After collecting the filled up forms it was found that only 15 forms with response deposited by the Employers to the respective in charges.

Analyzing the responses as data it was found that 78.50% of total Employers given their responses as feedback. After issuing the forms it was instructed to the Employers to feel free to response each and every quarry.

The questionnaire was framed in four points scale containing 10 quarries. The scores were from 1 to 4 being Unsatisfactory, satisfactory, good and Very good respectively.

Discussion:

After statistical analysis it was found that regarding overall employability of the General communication skill/Interpersonal skill and leadership, team working abilities, Integrity, Competitiveness, Adoptability to additional work commitment, Open to new ideas and learning new techniques, Assurance towards vision & mission of the organization, inclination towards social responsibilities, the overall rating and many Suggestions of the employers were very good.

A Report on Alumni Feedback Analysis 2022-2023

The register Alumni of the college and many departments of the college have arranged many alumni meeting for academic enrichment or feedback collection on curriculum through offline mode during last academic year 2022-2023. In the area of curriculum delivery, it was found that out of 2000 students only 260 students participated in the feedback programme. There were 375 male and 229 female students among the respondents.

In the area of categorizing the UG and PG study, it was found that among the respondents, 200 were completed bachelor's degrees and 60 were completed master's degrees. As the college has no provision to conduct the M. Phil. or Ph. D. programme, no respondents were found from those categories.

A report on Parents Feedback Analysis 2022-2023

The college collected online & offline feedback on curriculum issuing a hard copy of parent Feedback (Annexure - VII) to all the parents of all department students. After collecting the filled up forms it was found that only 336 forms with response deposited by the parents to the respective in charges.

Analyzing the responses as data it was found that 92.59% of total parents given their responses as feedback. After issuing the forms it was instructed to the parents to feel free to response each and every quarry.

The questionnaire was framed in five points scale containing 10 quarries. The scores were from 1 to 5 being poor, below average, average, good and excellent respectively.

Discussion

After statistical analysis it was found that regarding overall personality development, importance of practical classes, field visit to face the industry, effective delivery of curriculum, skill enhancement programme, placement and career counseling, cultural activity and transparency in examination the college sustain an excellent administration for overall development of the students.

After analysis of the data and preparing a brief report the IQAC coordinator placed the report to the principal for farther action, consequently the principal placed the report to the G. B. of the college. The G. B. of the college made a thorough discussion on the report and recommended to take necessary action by the principal with a request to forward the analyzed report to the university authority for necessary action

P. Ghosh
08/08/2023
IQAC Co-ordinator
Mugberia Gangadhar Mahavidyalaya

Smt.
8.8.23
TCS and
GB member

K. Maity
08/08/2023
NAAE-Coordinator

Smt. Rana
08.08.2023
Principal
Mugberia Gangadhar Mahavidyalaya



MUGBERIA GANGADHAR MAHAVIDYALAYA
P.O.-BHUPATINAGAR, Dist.-PURBA MEDINIPUR, PIN-721425, WEST BENGAL.
INDIA



NAAC Re-Accredited B⁺ LEVEL Govt. aided College
CPE (Under UGC XII Plan) & NCTE Recognized Institution
DBT Star College Scheme Award Recipient
E-mail:

mugberia_college@rediffmail.com//www.mugberiagangadharmahavidyalaya.ac.in

Ref. No. MGM/GIA/VC VU/77/2022-23

Date: 08.08.2023

To
Inspector of Colleges,
Vidyasagar University,
Midnapore,
Paschim Medinipur, W. B.

Office of the Inspector of Colleges
VIDYASAGAR UNIVERSITY
Midnapore-721102

Received but Content not verified

Signature with date

10/08/2023

Sub: Submission of Students' Feedback Report of the session 2022-2023.

Sir,

I am submitting herewith the Report of Students' Feedback on Curriculum of the session 2022-2023 with the following points raised by the students in the area of suggestion for your kind consideration.

- The students suggested to introduce different certificate courses for skill development.
- The curriculum to be framed emphasising skill enhancement in all subject so that the employability of the students may increase.
- The short term courses to be included in the curriculum related to skill enhancement in the concerned subjects including humanities section so that the students may get job opportunity.
- The examination schedule to be reformed so that all examination in odd semester and even semester to be completed within minimum time.
- The practical examinations of B. P. Ed. and M. P. Ed. will be completed before the theory examination in all semester.

Thanking You.

Yours Sincerely,



(Dr. Swapan Kumar Misra)

Principal

Principal

Mugberia Gangadhar Mahavidyalaya

08.08.2023



MUGBERIA GANGADHAR MAHAVIDYALAYA

P.O.—BHUPATINAGAR, Dist.—PURBA MEDINIPUR, PIN.—721425, WEST BENGAL, INDIA

NAAC Re-Accredited B+Level Govt. aided College

CPE (Under UGC XII Plan) & NCTE Approved Institutions

DBT Star College Scheme Award Recipient

E-mail : mugberia_college@rediffmail.com // www.mugberiangangadharmahavidyalaya.ac.in

1.4.1: Institution obtains feedback on the academic performance and ambience of the institution from various stakeholders, such as Students, Teachers, Employers, Alumni etc. and action taken report on the feedback is made available on institutional website

**Feedback analysis report submitted to appropriate bodies
for the academic year 2021-2022**

Students Feedback Analysis on Curriculum 2022

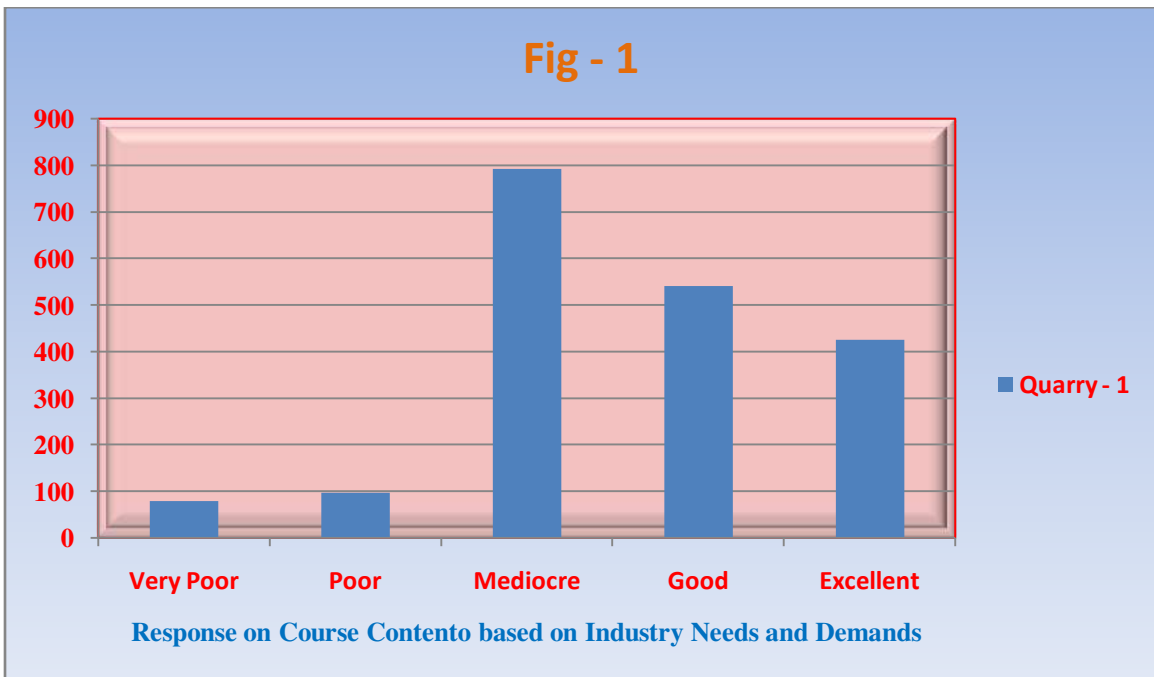
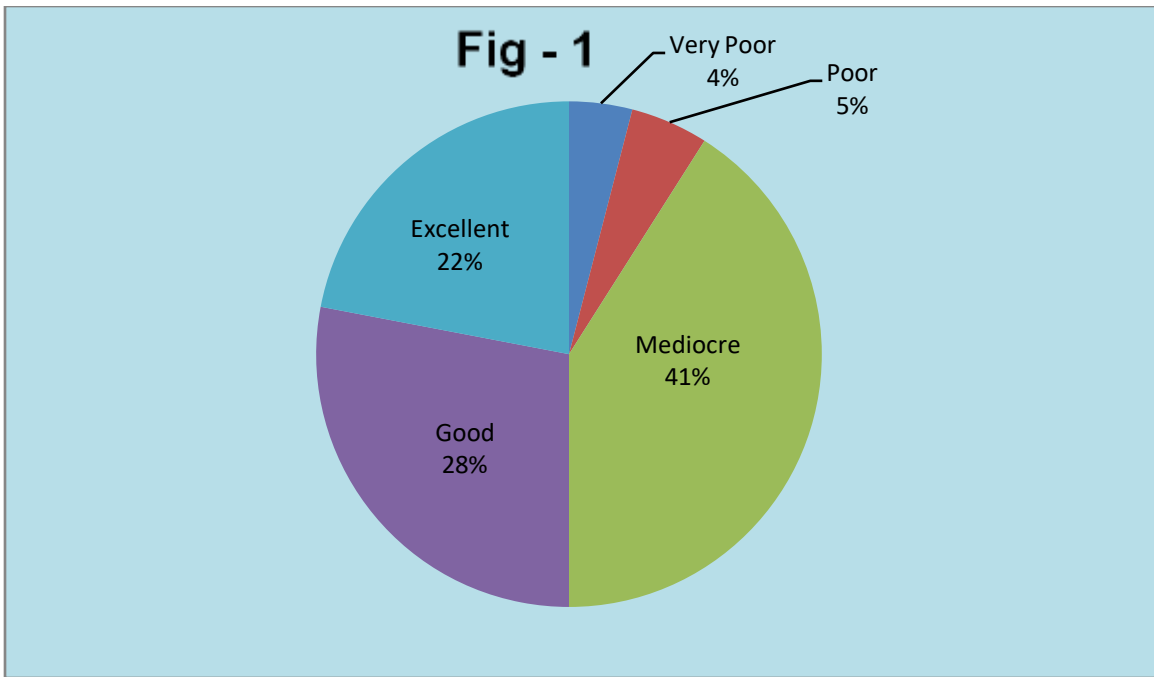
The college collected off line & online feedback on curriculum issuing a hard copy of Student Feedback About Curriculum (Annexure - 1) to all the students of all departments. After collecting the filled up forms it was found that only 1932 forms with response deposited by the students to the respective in charges.

Analyzing the responses as data it was found that 94.47% of total students given their responses as feedback on curriculum. After issuing the forms it was instructed to the student to feel free to response each and every quarry.

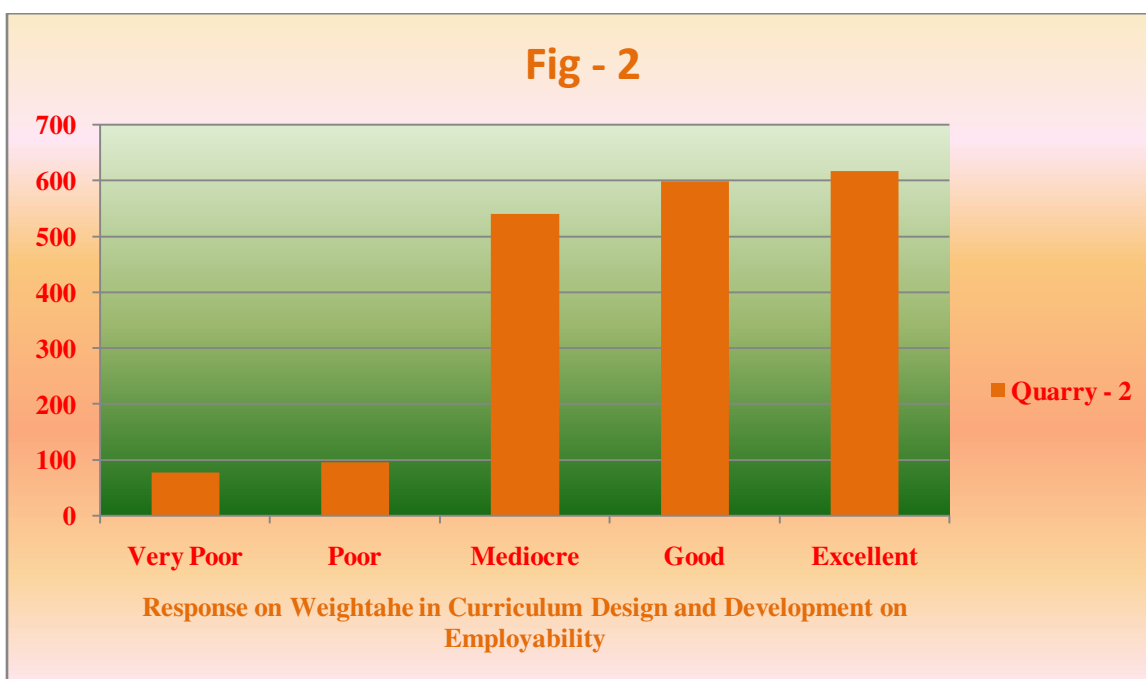
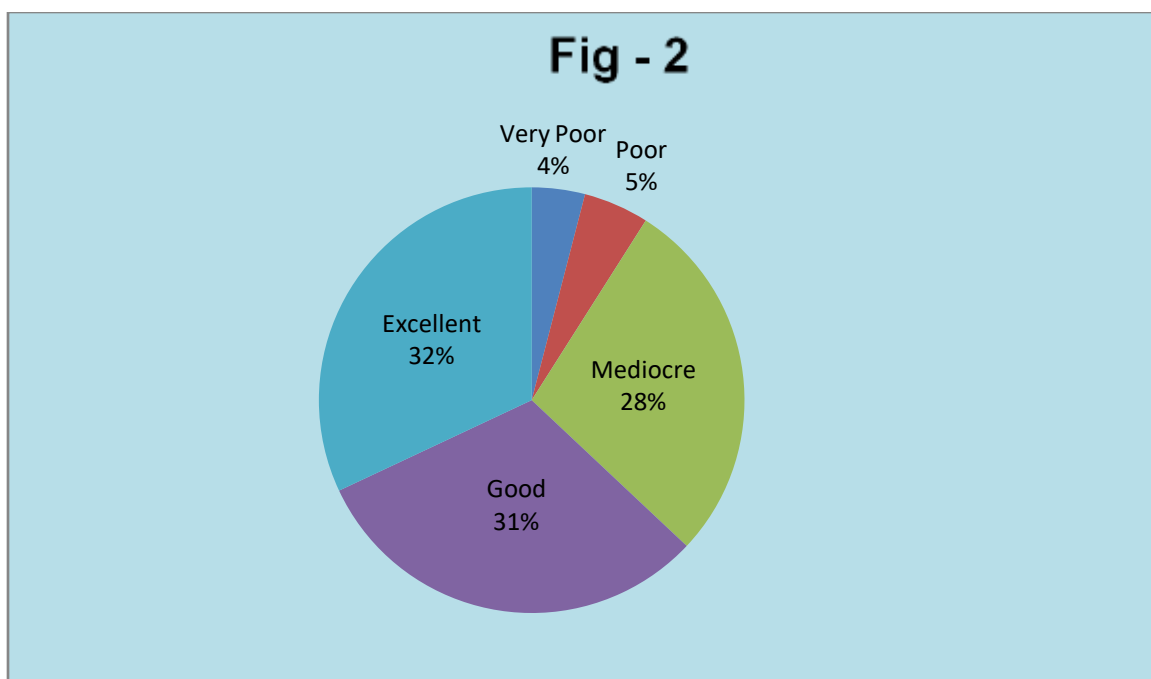
The questionnaire was framed in five points scale containing 10 quarries. The scores were from 1 to 5 being very poor, poor, mediocre, good and excellent respectively.

Response	Q1	Q2	Q3	Q4	Q5	Q6	Q7	Q8	Q9	Q10
Very Poor	78	78	95	39	58	78	39	98	97	98
Poor	96	96	99	58	58	96	58	96	116	77
Mediocre	792	541	386	290	270	213	96	193	174	212
Good	541	599	618	738	696	111	348	772	753	715
Excellent	425	618	734	811	850	734	1391	773	792	830

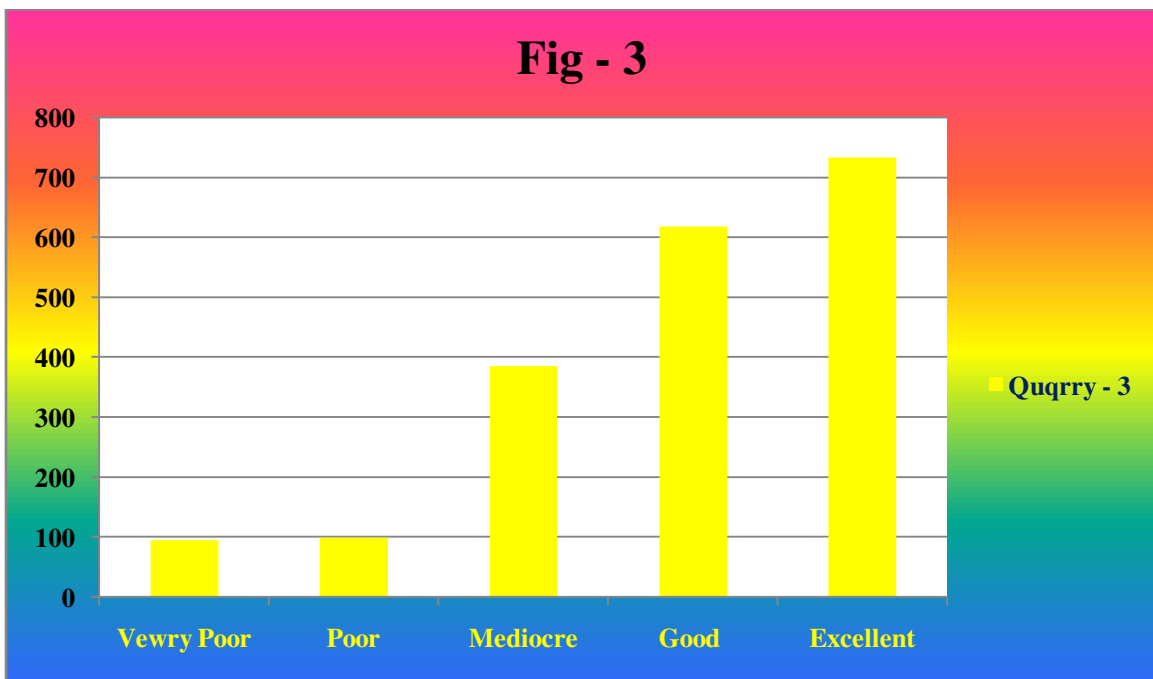
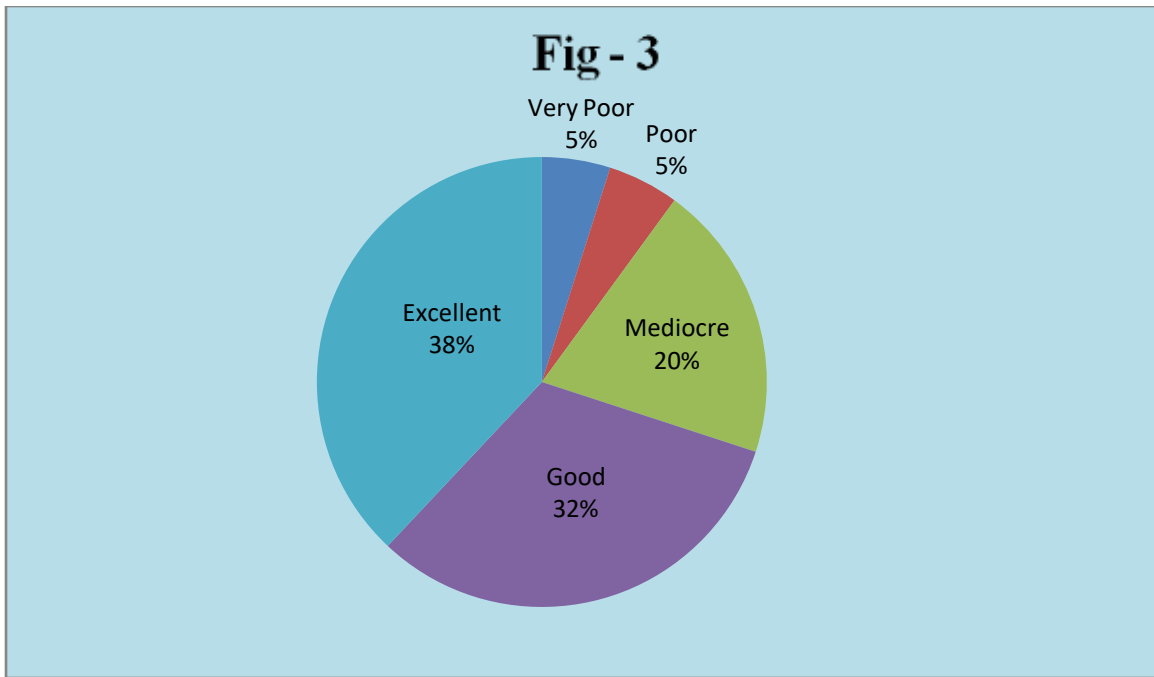
In the **Quarry No 1** it was asked to the students that the course content is to what extend meet the needs and demands of the industry or the employing authority. Analyzing the data it was found that 4% of the students responded that the course content is very poor to meet the needs demands of the industry. 5% students responded as poor, 41% of the students responded as mediocre, 28% of the students responded as good and 22% of the students responded that the course content is excellent to meet the needs and demand of the industry. It represents that less than 55% of the students responded that the course content is not excellent to meet the needs and demand of the industry, as most of the students of this college are studying in Humanities section and their provision of job opportunity is only in educational institutions. They are not getting any opportunity even to make application against their candidature as there is no advertisement by the CSSC, W. B. since a long time. (**Vide Fig-1**)



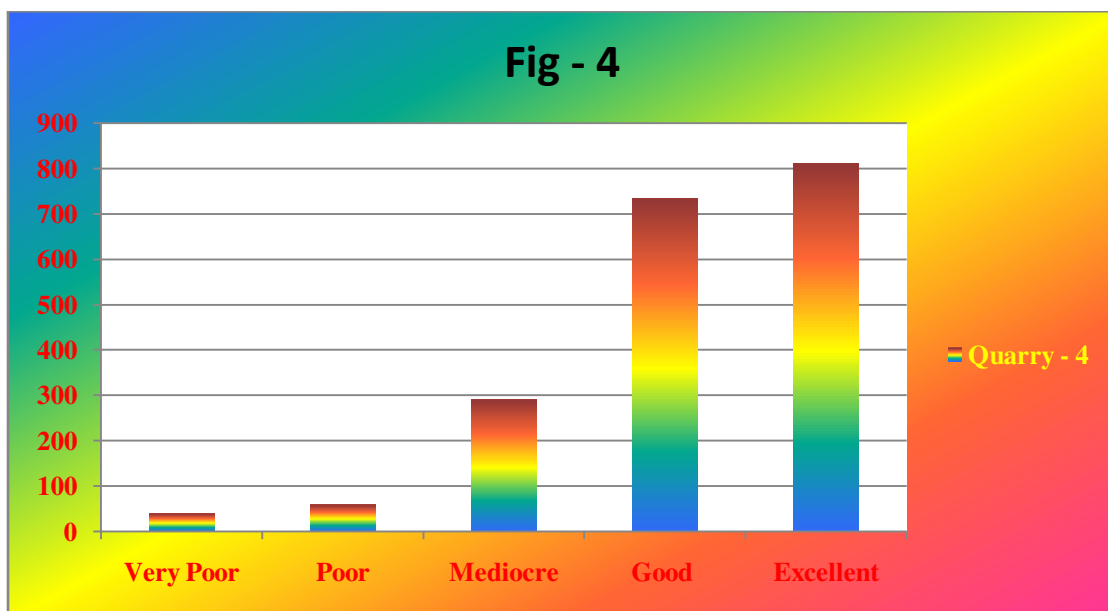
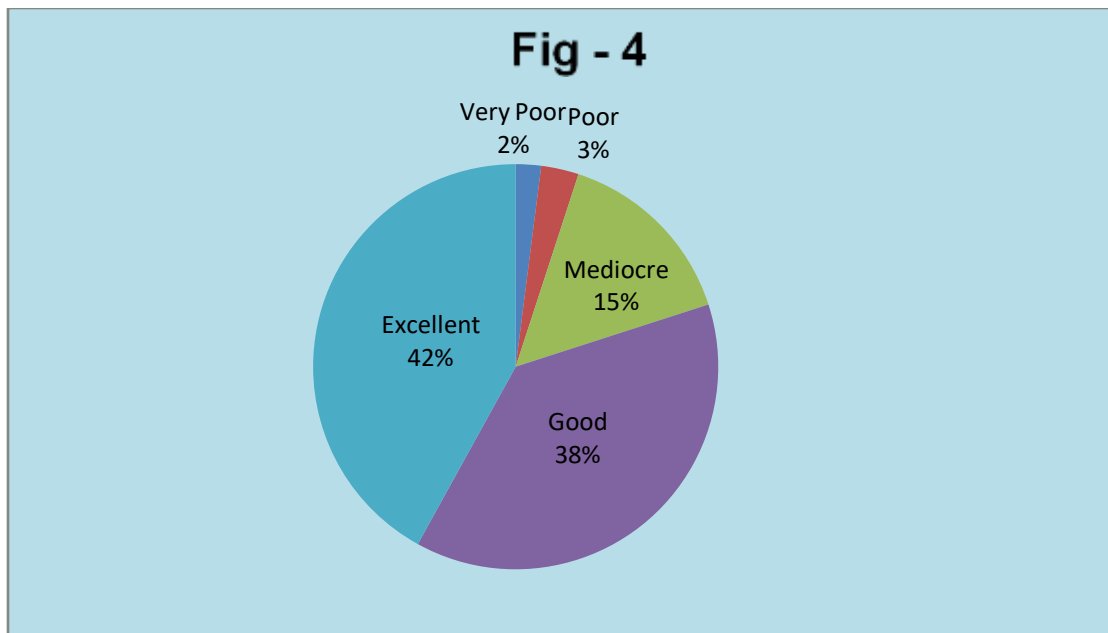
In the **Quarry No 2** it was asked to the students that the course content is to what extend weightage is imposed in the curriculum for employability. Analyzing the data it was observed that 4% of the students responded that the course content is very poor to meet the employability. 5% students responded as poor, 28% of the students responded as mediocre, 31% of the students responded as good and 32% of the students responded that the course content is excellent to meet the employability. (**Vide Fig-2**)



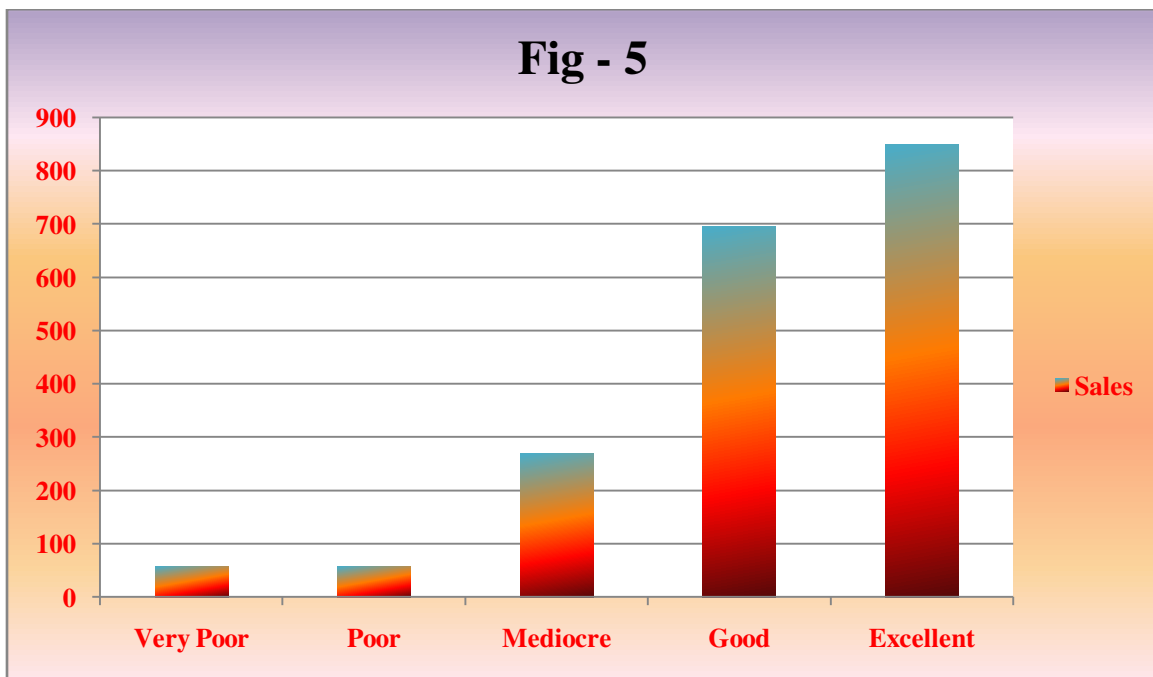
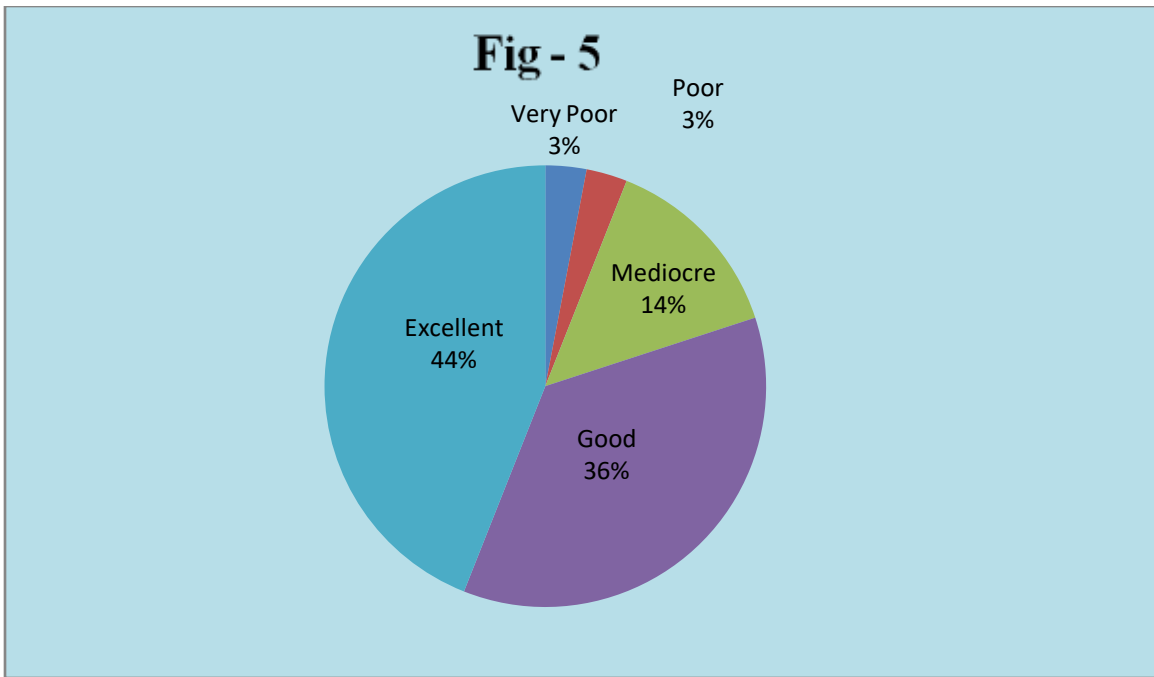
In the **Quarry No 3** it was asked to the students that is the course content suitable for NET / GATE / JAM / SET Examination? Analyzing the data it was observed that 5% of the students responded that the course content is very poor to meet the employability. 5% students responded as poor, 20% of the students responded as mediocre, 32% of the students responded as good and 38% of the students responded that the course content is excellent to meet the employability. (**Vide Fig-3**).



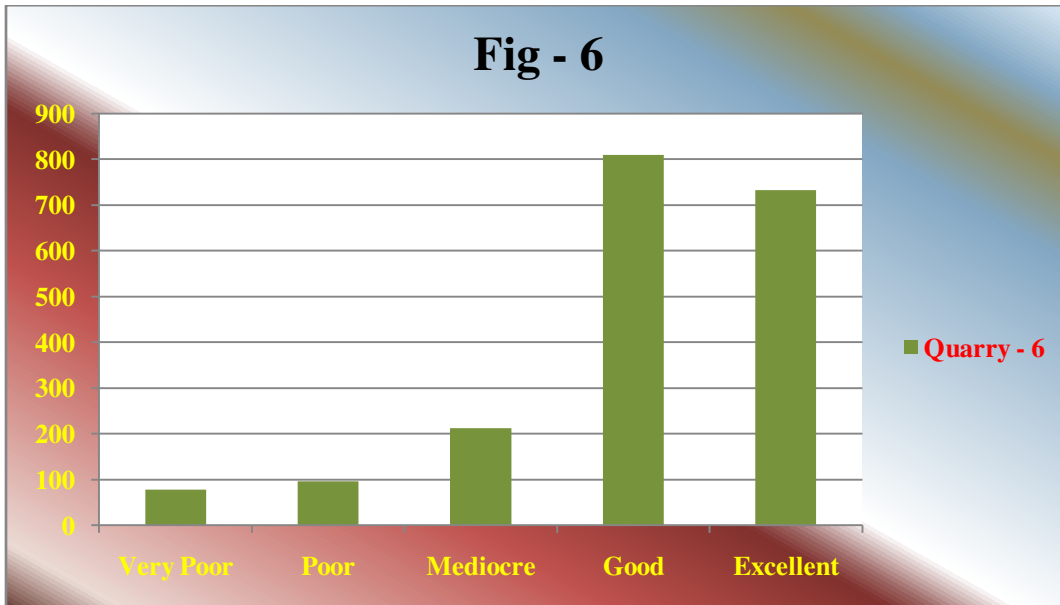
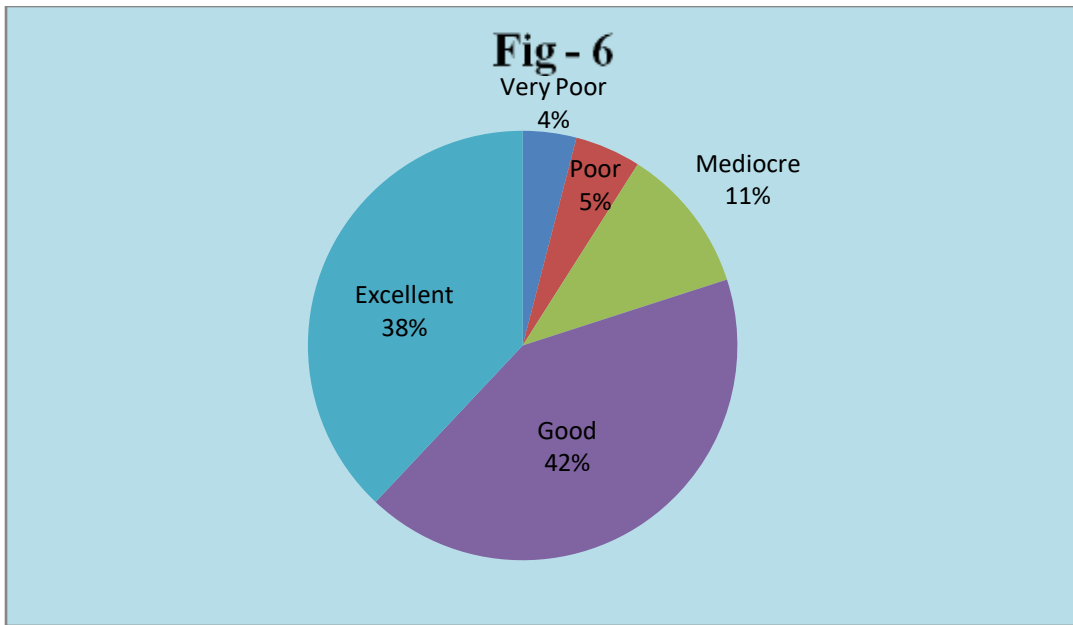
In the **Quarry No 4** it was asked to the students about the balance between theory and practical in the course content. Analyzing the data it was observed that 2% of the students responded that the course content is very poor to meet the employability. 3% students responded as poor, 15% of the students responded as mediocre, 38% of the students responded as good and 42% of the students responded that the course content is excellent to meet the employability. (Vide Fig-4).



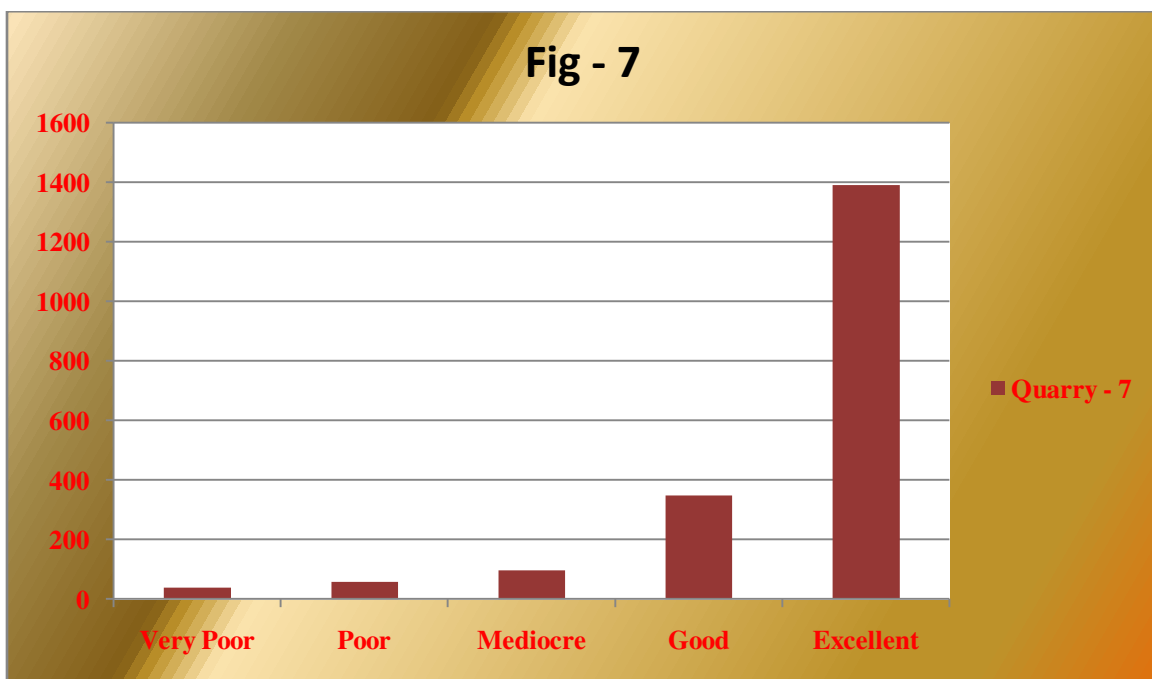
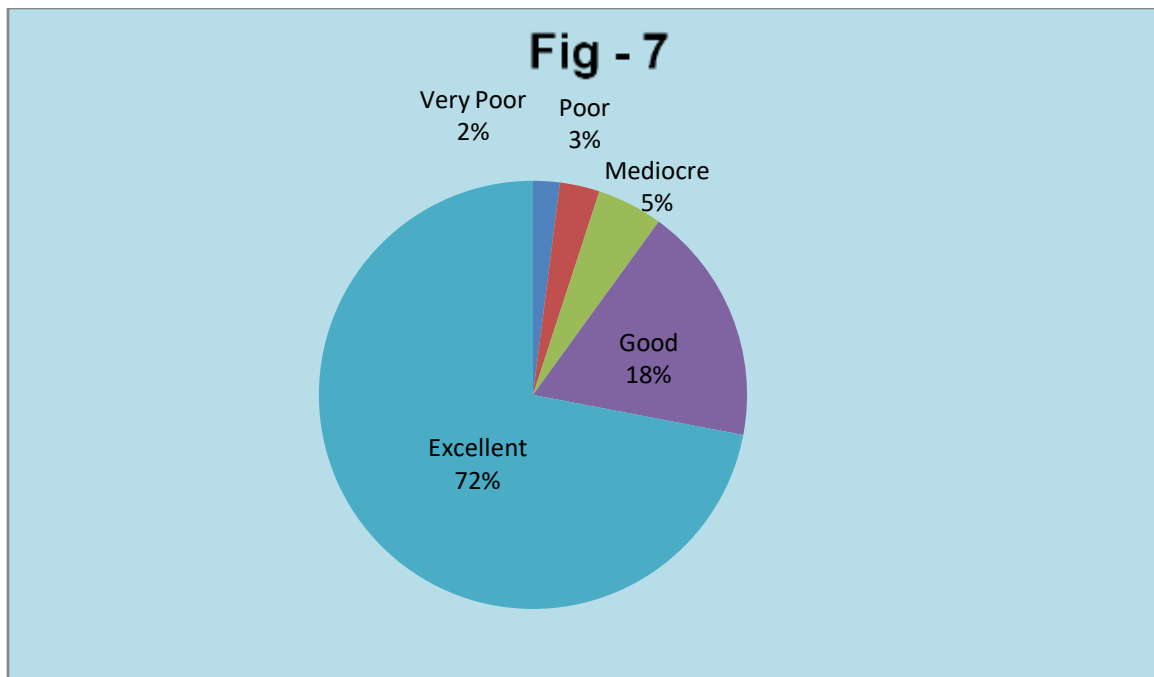
In the **Quarry No 5** it was asked to the students about the practical experience enhanced understanding the concept of theory. Analyzing the data it was observed that 3% of the students responded that the course content is very poor to meet the employability. 3% students responded as poor, 14% of the students responded as mediocre, 36% of the students responded as good and 44% of the students responded that the course content is excellent to meet the employability. (Vide Fig-5).



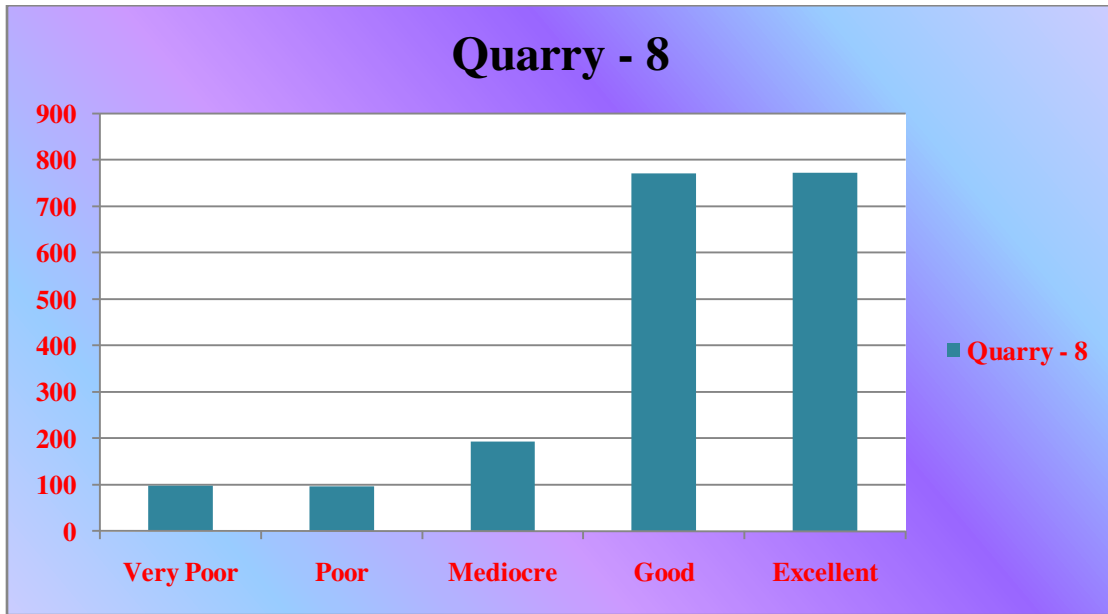
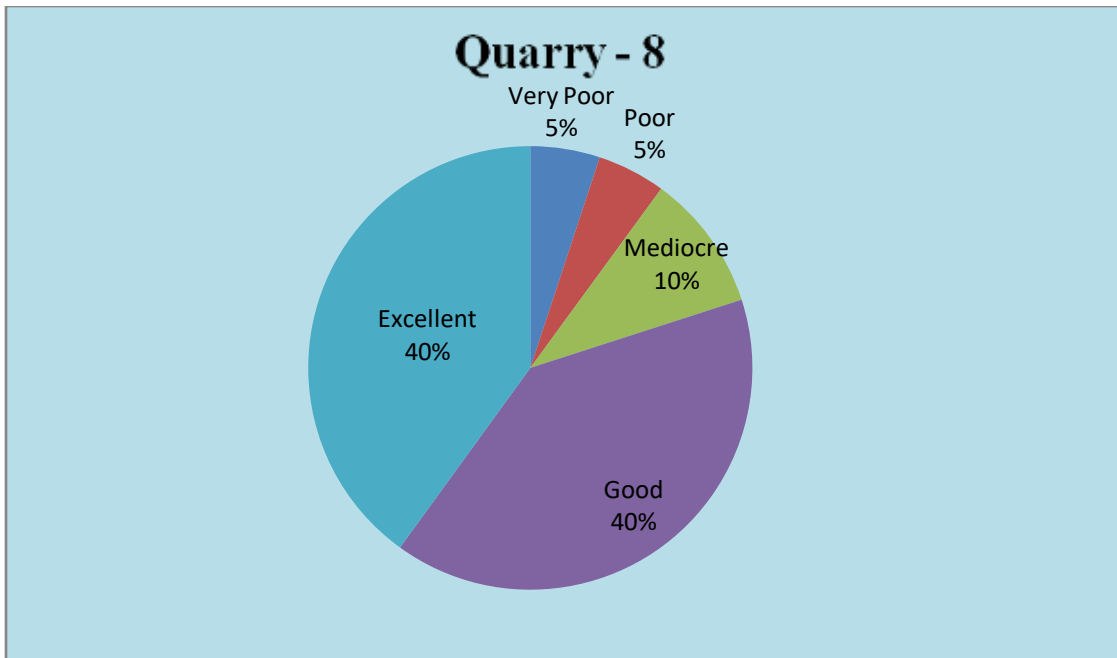
In the **Quarry No 6** it was asked to the students that is the course enhance technical skill to face the industry? Analyzing the data it was observed that 4% of the students responded that the course content is very poor to meet the employability. 5% students responded as poor, 11% of the students responded as mediocre, 42% of the students responded as good and 38% of the students responded that the course content is excellent to meet the employability. (**Vide Fig-6**).



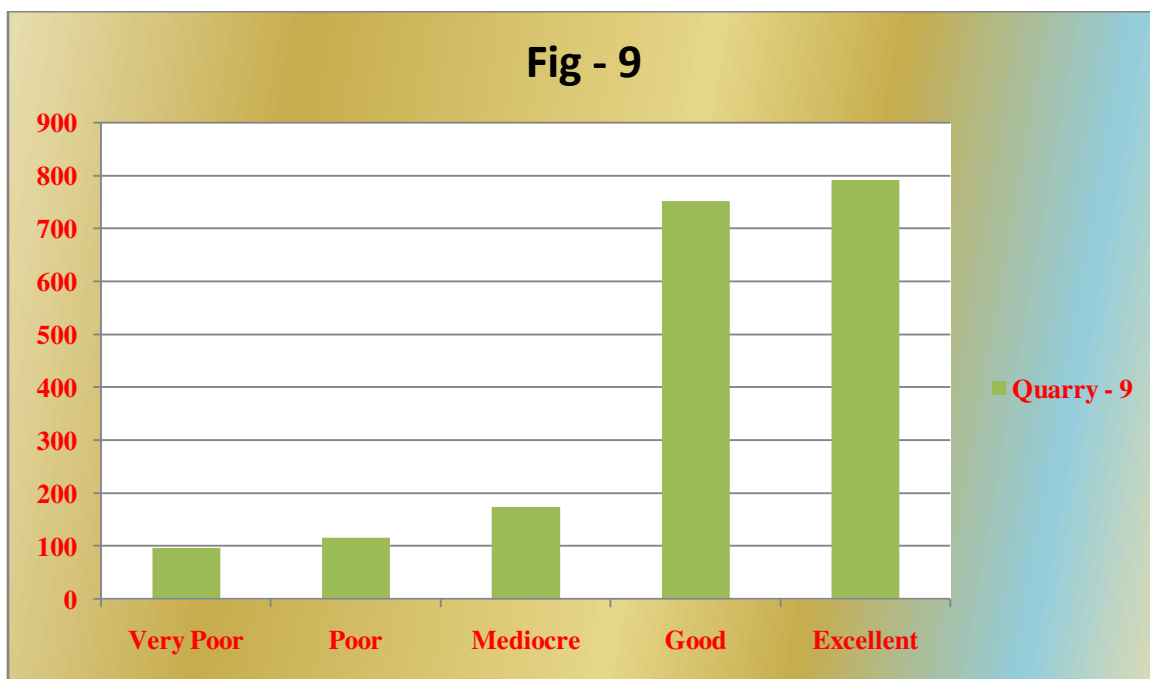
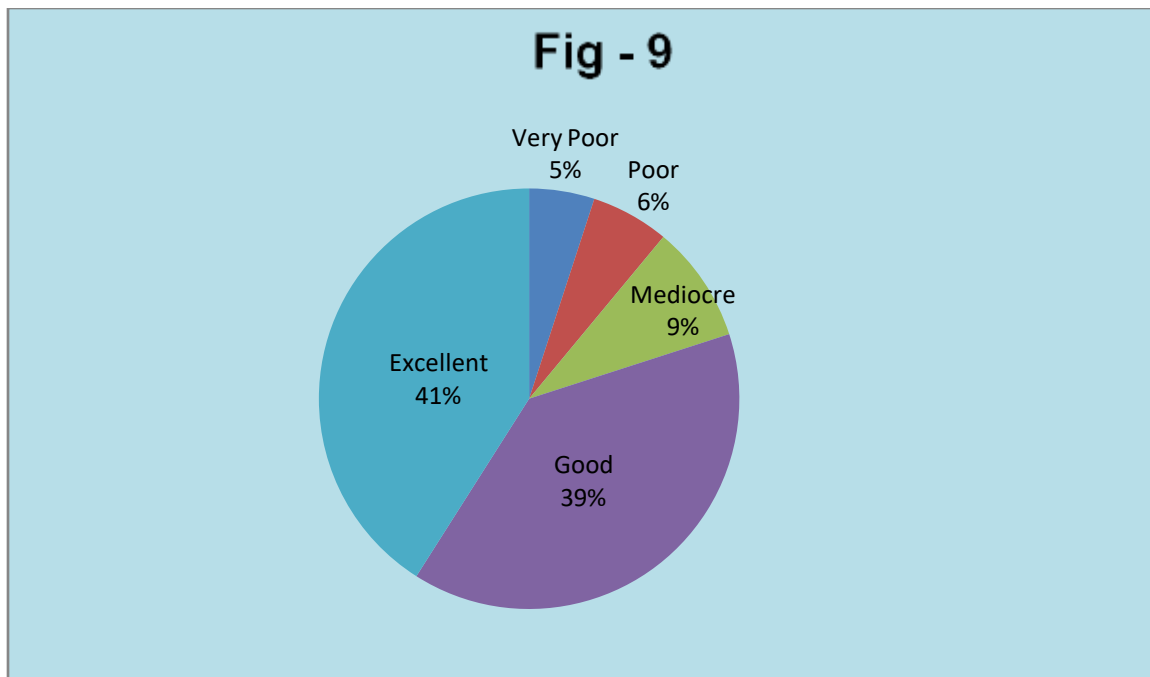
In the **Quarry No 7** it was asked to the students that the curriculum updated from time to time or not? Analyzing the data it was observed that 2% of the students responded that the course content is very poor to meet the employability. 3% students responded as poor, 5% of the students responded as mediocre, 18% of the students responded as good and 72% of the students responded that the course content is excellent to meet the employability. (**Vide Fig-7**).



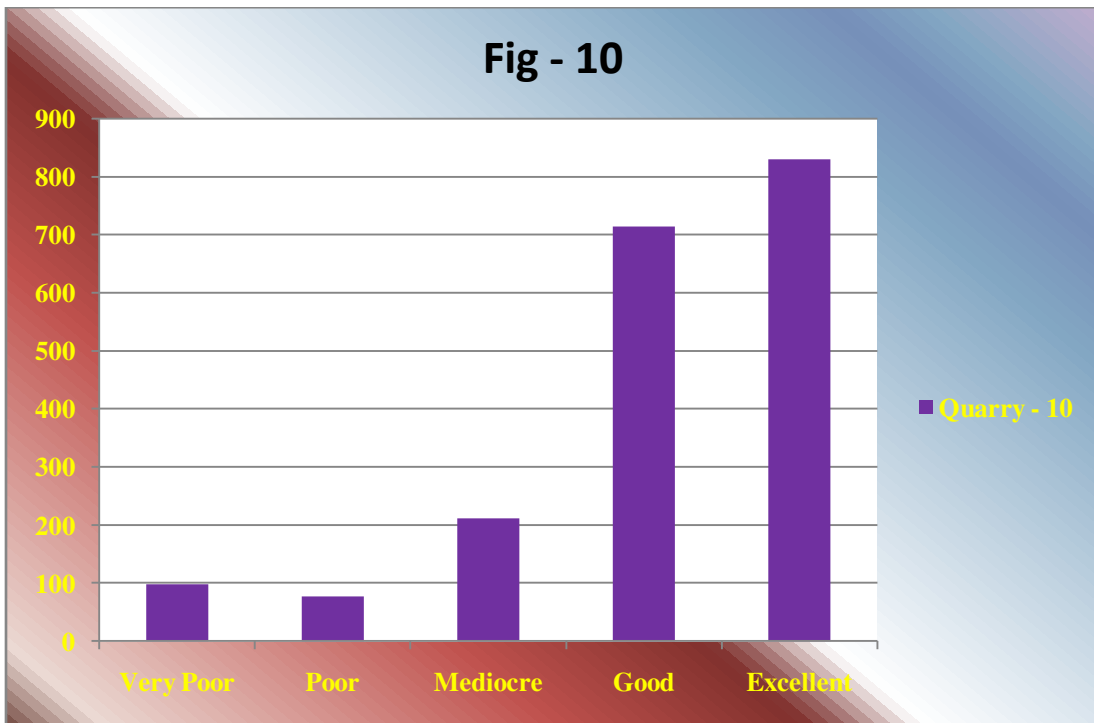
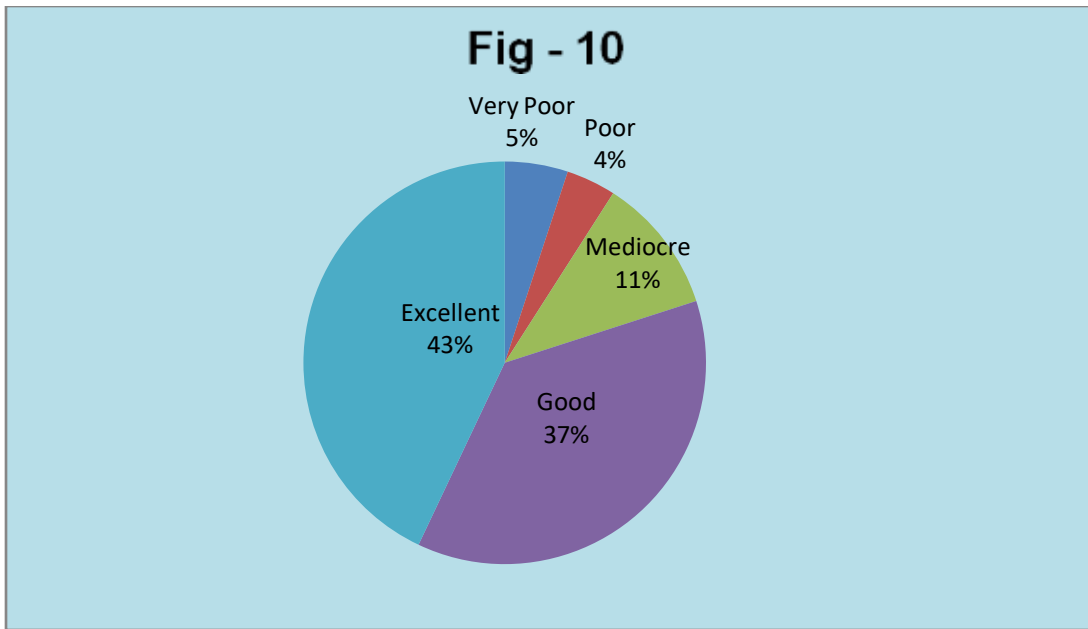
In the **Quarry No 8** it was asked to the students whether the curriculum is competent in Global Education System or not? Analyzing the data it was observed that 5% of the students responded that the course content is very poor to meet the employability. 5% students responded as poor, 10% of the students responded as mediocre, 40% of the students responded as good and 40% of the students responded that the course content is excellent to meet the employability. (Vide Fig-8).



In the **Quarry No 9** it was asked to the students whether the curriculum is helpful to attain Higher Study or not? Analyzing the data it was observed that 5% of the students responded that the course content is very poor to meet the employability. 6% students responded as poor, 9% of the students responded as mediocre, 39% of the students responded as good and 41% of the students responded that the course content is excellent to meet the employability. (**Vide Fig-9**).



In the **Quarry No 10** it was asked to the students whether the curriculum is simulating to create interest in the subject areas or not? Analyzing the data it was observed that 5% of the students responded that the course content is very poor to meet the employability. 4% students responded as poor, 11% of the students responded as mediocre, 37% of the students responded as good and 43% of the students responded that the course content is excellent to meet the employability. (**Vide Fig-10**).



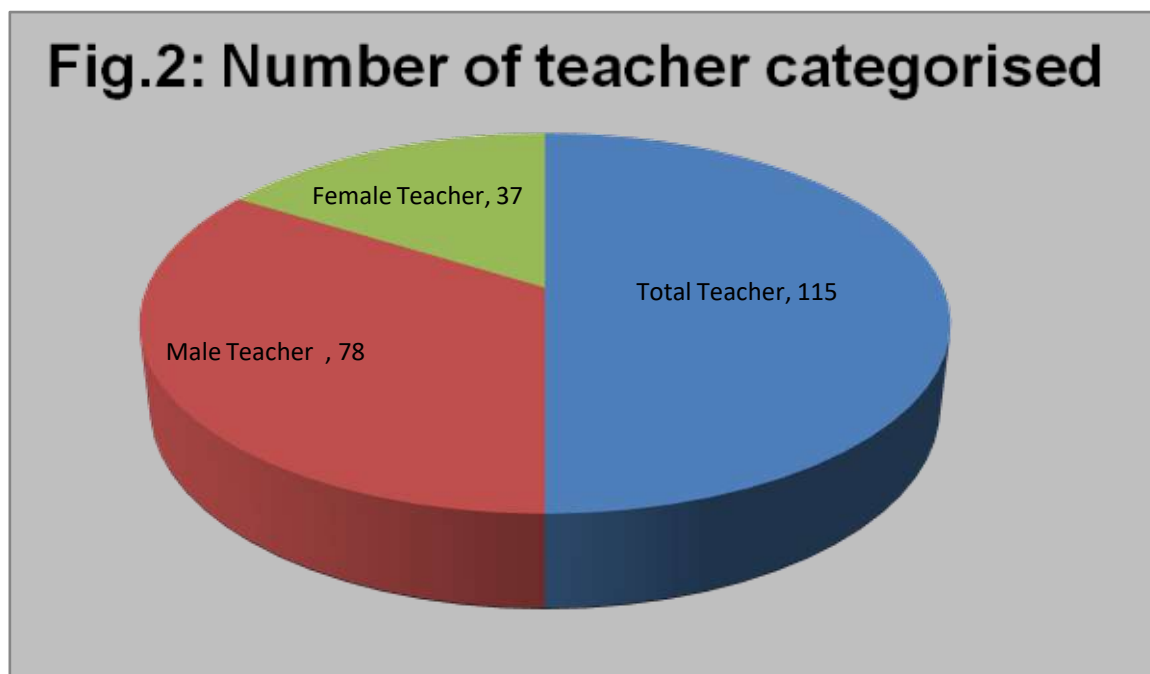
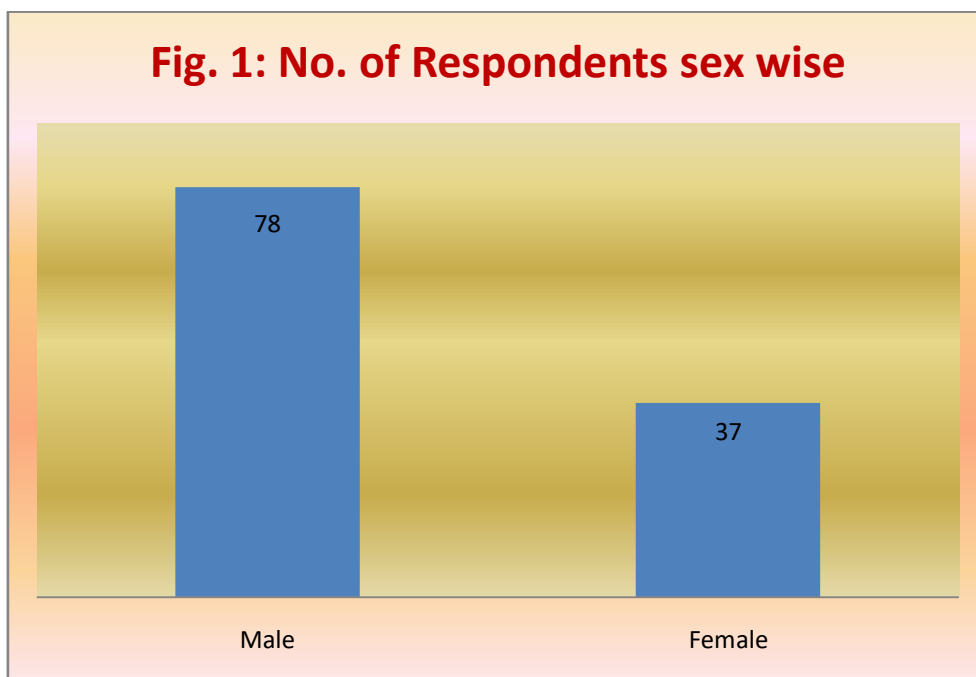
Discussion

After statistical analysis it was found that regarding employability in respect of industry needs and demands, technical skill to face the industry the curriculum to be updated to meet the demands of the students so that the students get opportunity to be absorbed by different industry as per following:

1. The curriculum to be revised to face different National Scholarship Examinations like NET, GATE, JAM and CUET, State level examination like SET, CSSC etc. so that the students may compete with nation wise other university students.
2. Hence questions may be arisen to meet the demands of the students at earliest possibility. In view of NEP 2020 all curriculum to be revised with special emphasis with skill enhancement and employability of the students.
3. In case of communicative skill development in the curriculum Spoken English may be introduced in all levels of course of studies.
4. The Practical area of the syllabus to be more balancing with the Theory part of the curriculum

A Report on Teacher Feedback Analysis about curriculum 2022

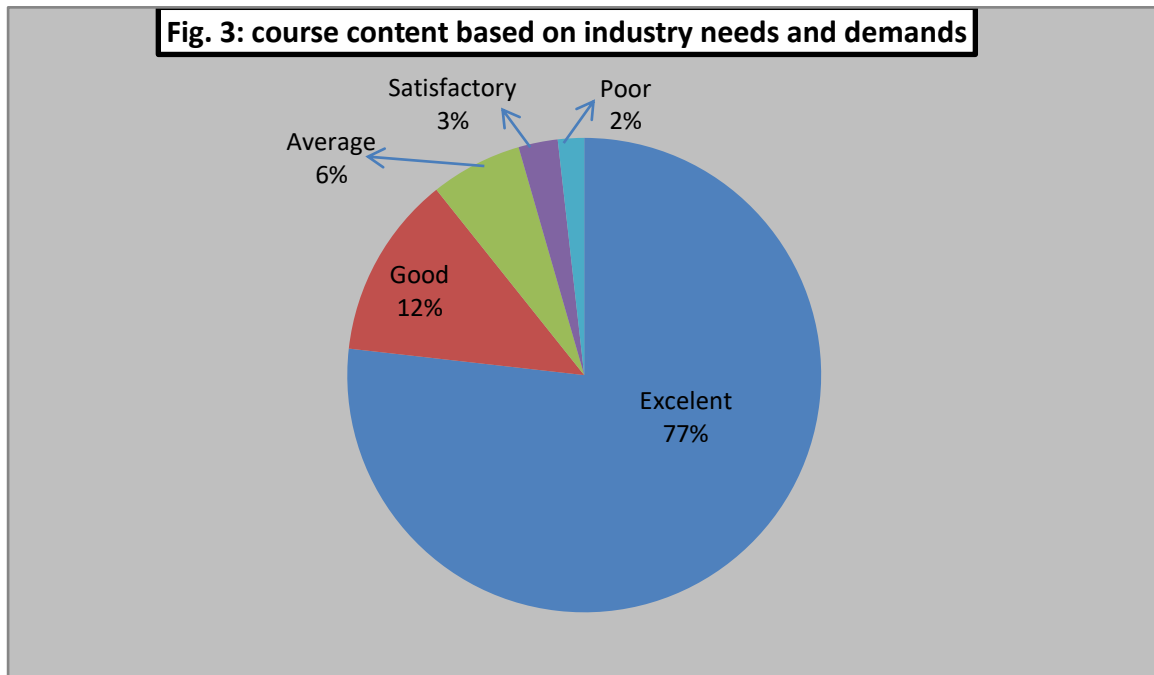
In the area of curriculum delivery, it was found that out of 115 teachers, 112 participated in the curriculum feedback programme, which was online/offline in nature. There were 77 male teachers and 35 female teachers among the respondents. **Vide Fig. 1 & 2**



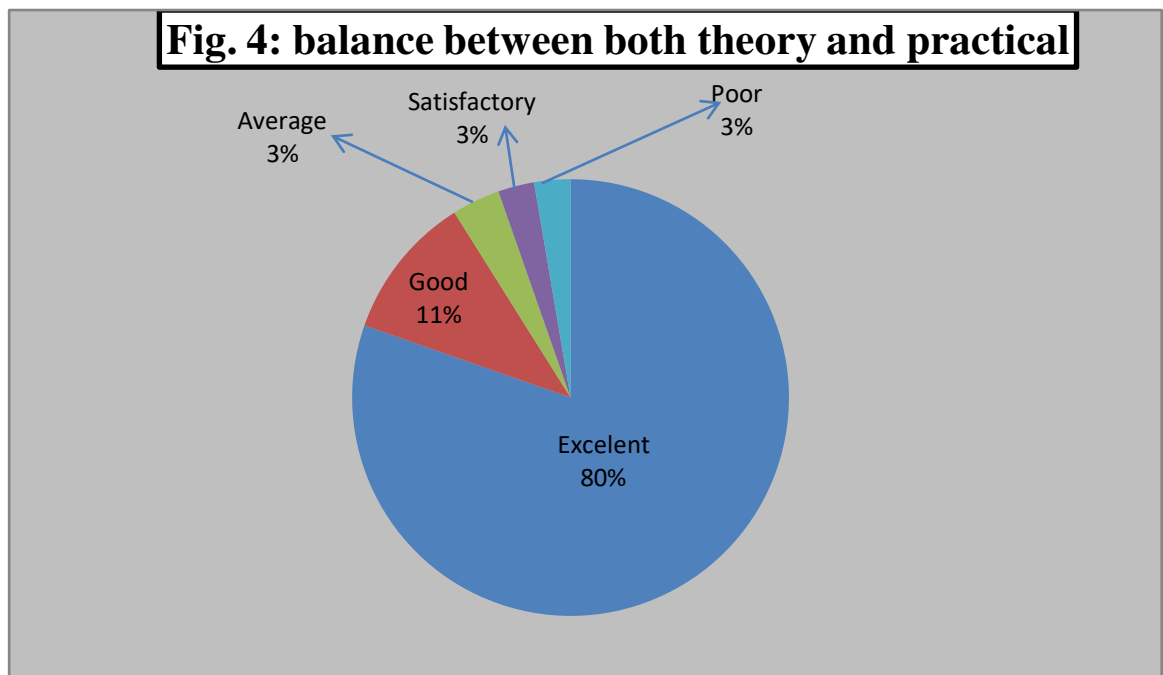
The respondents were faced with 16 questions on a five-point scale in a questionnaire approved by IQAC covering the areas of teacher's feedback about curriculum.

In query no. 1, in response to question number one about course content based on industry needs and demands, 77 percent of teachers responded excellent, 12 percent

responded good, 6 percent responded average, 3 percent responded satisfactory, and only 2 percent opined that the content of the course does not meet the needs and demands of industry. **Vide Fig. 3**

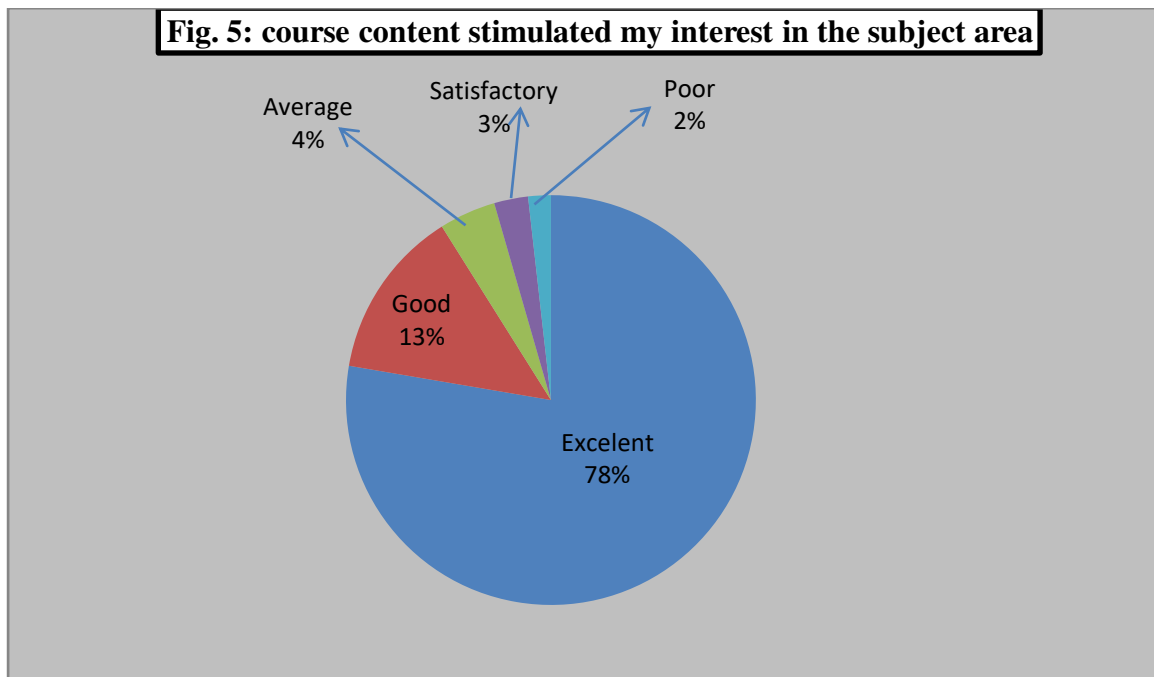


In query no. 2 regarding whether the course has a good balance between both theory and practical application, it was found that 80 percent teacher respondents stated excellent, 11 percent stated very good, 3 percent stated average, 3 percent stated satisfactory, and only 3 percent opined that the course has not good balance between both theory and practical application. **Vide Fig. 4**

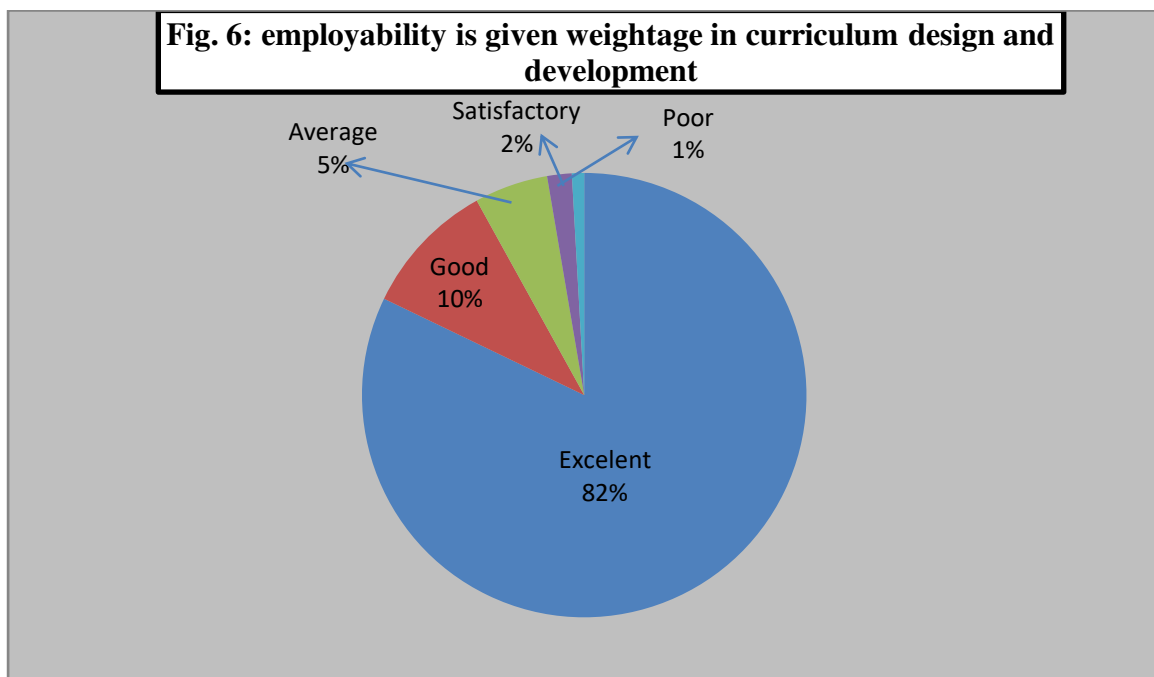


In query no. 3 regarding whether course content stimulated my interest in the subject area, 78 percent of teachers responded "excellent," 13 percent responded "good," 4 percent

responded "average," 3 percent responded "satisfactory," and only 2 percent opined that the content of the course does not interest my subject area. **Vide Fig. 5**

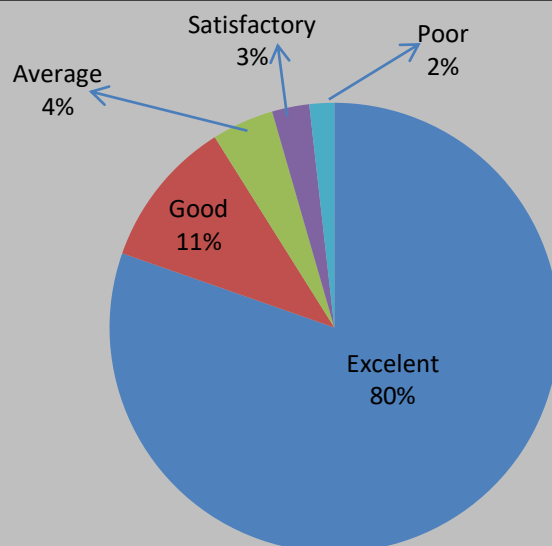


In query no 4 regarding whether employability is given weightage in curriculum design and development, it was found that 82 percent of teacher respondents stated excellent, 10 percent stated very good, 5 percent stated average, 2 percent stated satisfactory, and only 1 percent opined that employability is given weightage in curriculum design and development. **Vide Fig. 6**



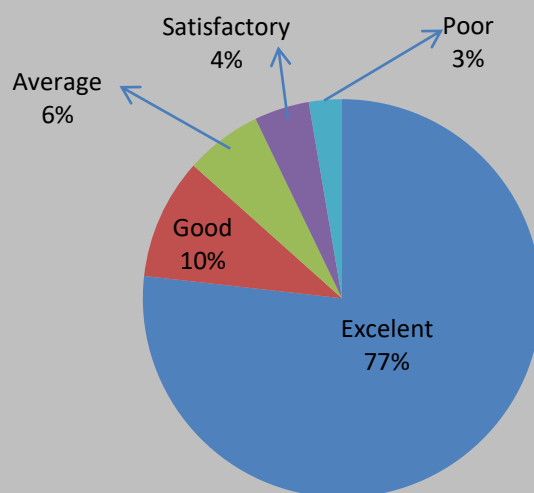
In query no 5 regarding whether curriculum is updated time to time, it was found that 80 percent teacher respondents stated excellent, 11 percent stated very good, 4 percent stated average, 3 percent stated satisfactory, and only 2 percent opined that the curriculum does not updated time to time. **Vide Fig. 7**

Fig. 7: curriculum is updated time to time



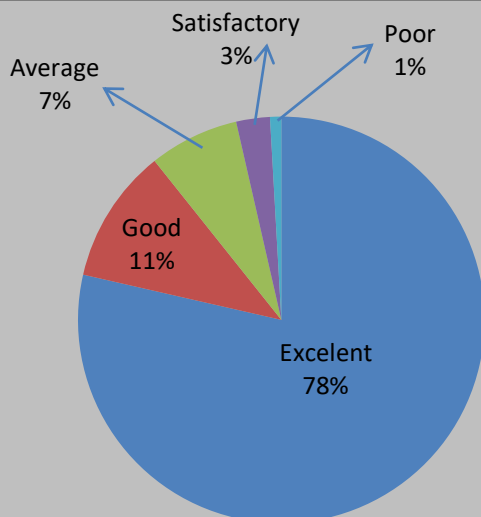
In query no. 6 regarding whether there is freedom to propose, suggest, or modify topics in the syllabus or course content, it was found that 77 percent of teacher respondents stated excellent, 10 percent stated very good, 6 percent stated average, 4 percent stated satisfactory, and only 3 percent opined that the course does not have a freedom to propose, suggest, or modify topics in the syllabus or course content. **Vide Fig. 8**

Fig. 8: freedom to propose, suggest, or modify topics in the syllabus or course content



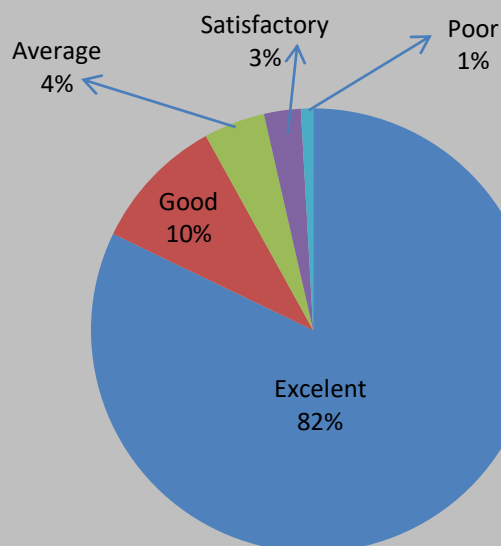
In query no 7 regarding whether there is freedom to innovate and adopt new teaching strategies or methods, it was found that 78 percent of teacher respondents stated excellent, 11 percent stated very good, 7 percent stated average, 3 percent stated satisfactory, and only 1 percent opined that the course does not have a freedom to innovate and adopt new teaching strategies or methods. **Vide Fig. 9**

Fig. 9: freedom to innovate and adopt new teaching strategies or methods



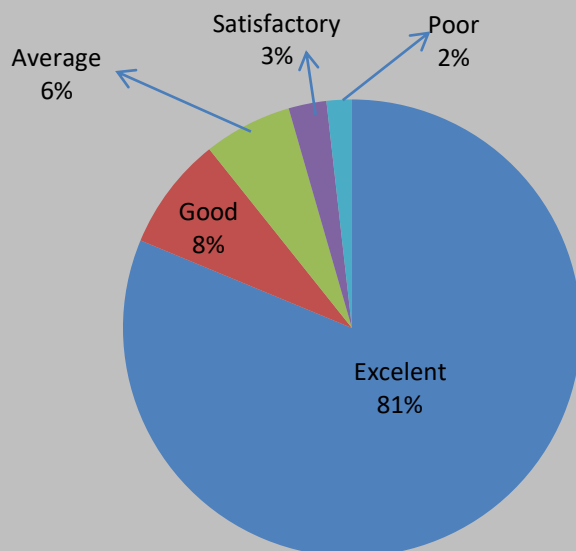
In query no 8 regarding whether have you satisfy for CBCS system, it was found that 82 percent of teacher respondents stated excellent, 10 percent stated very good, 4 percent stated average, 3 percent stated satisfactory, and only 1 percent opined that the course does not satisfy for CBCS system. **Vide Fig. 10**

Fig. 10: satisfy for CBCS system



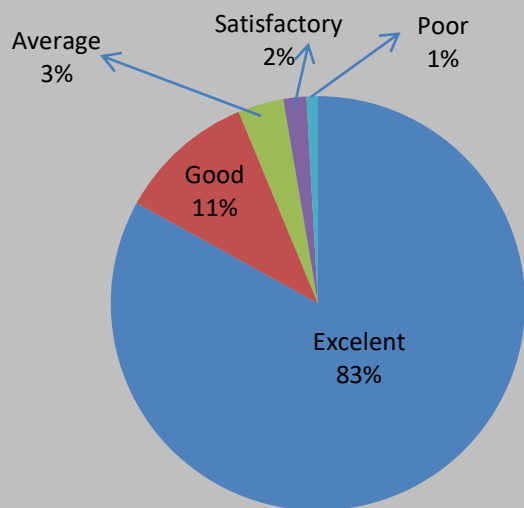
In query no 9 regarding whether the adequate number of reference books are available in library, it was found that 81 percent of teacher respondents stated excellent, 8 percent stated very good, 6 percent stated average, 3 percent stated satisfactory, and only 2 percent opined that the adequate number of reference books are not available in library. **Vide Fig. 11**

Fig. 11: number of reference books are available in library



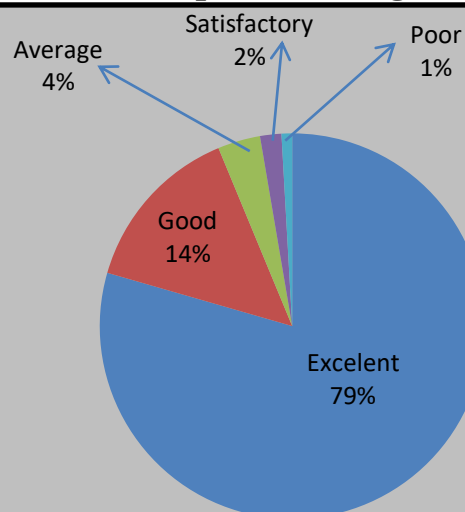
In query no 10 regarding whether the appropriate Teaching aids (audio-visual) are available in lecture theatres, it was found that 83 percent of teacher respondents stated excellent, 11 percent stated very good, 3 presentated average, 2 percent stated satisfactory, and only 1 percent opined that the appropriate Teaching aids (audio-visual) are not available in lecture theatres,. **Vide Fig. 12**

Fig. 12: the appropriate Teaching aids (audio-visual) are available in lecture theatres



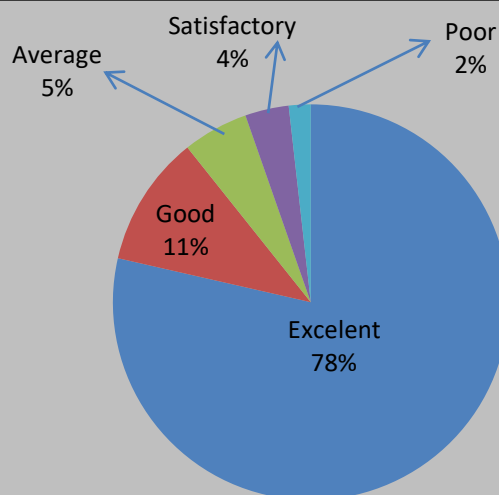
In query no 11 regarding whether the internal examination are conducted in time with adequate coverage of all syllabus, it was found that 79 percent of teacher respondents stated excellent, 14 percent stated very good, 4 percent stated average, 2 percent stated satisfactory, and only 1 percent opined that the internal examination are not conducted in time with adequate coverage of all syllabus. **Vide Fig. 13**

Fig. 13: internal examination are conducted in time with adequate coverage of all syllabus



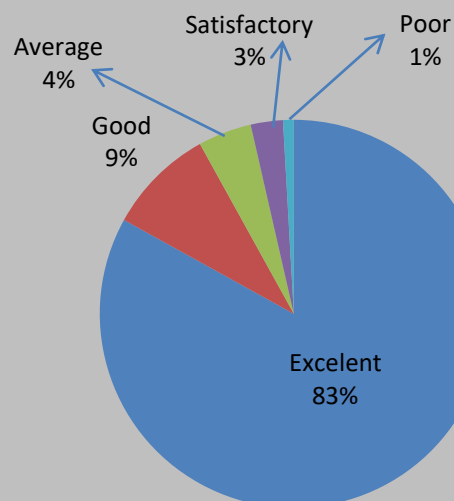
In query no 12 regarding whether the level of satisfaction with Examinations reforms- percentage of theory and practical, it was found that 78 percent of teacher respondents stated excellent, 11 percent stated very good, 5 percent stated average, 4 percent stated satisfactory, and only 2 percent opined that the level of satisfaction are poor with Examinations reforms- percentage of theory and practical. **Vide Fig. 14**

Fig. 14: level of satisfaction with Examinations reforms- percentage of theory and practical



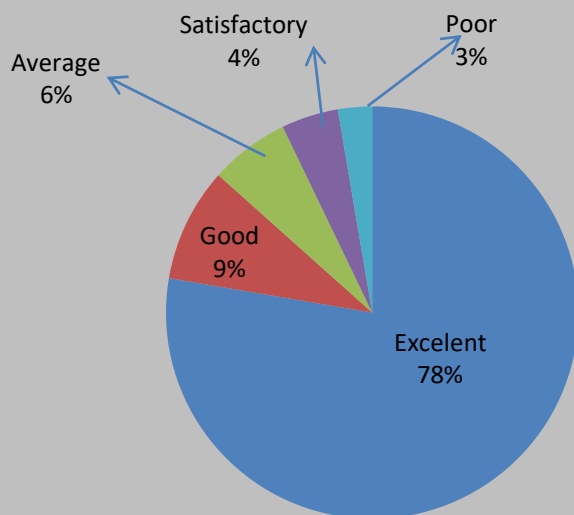
In query no 13 regarding whether the level of satisfaction with inclusion of objective types questions in internal examinations, it was found that 83 percent of teacher respondents stated excellent, 9 percent stated very good, 4 percent stated average, 3 percent stated satisfactory, and only 1 percent are not satisfied with inclusion of objective types questions in internal examinations. **Vide Fig. 15**

Fig. 15: level of satisfaction with inclusion of objective types questions in internal examinations



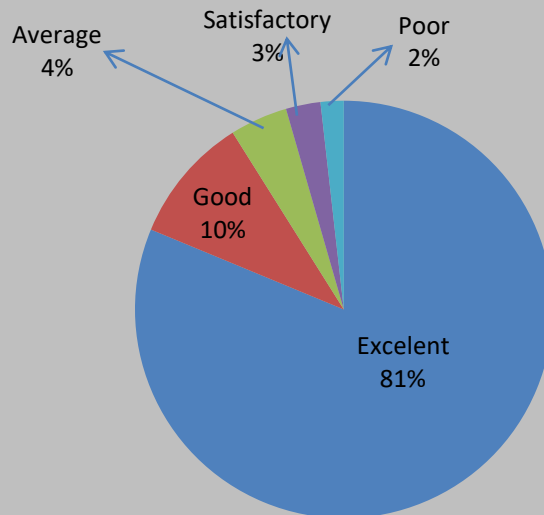
In query no 14 regarding whether the level of satisfaction with internal examinations and evaluation pattern of the college, it was found that 78 percent of teacher respondents stated excellent, 9 percent stated very good, 6 percent stated average, 4 percent stated satisfactory, and only 3 percent are not satisfied with internal examinations and evaluation pattern of the college. **Vide Fig. 16**

Fig. 16: level of satisfaction with internal examinations and evaluation pattern of the college



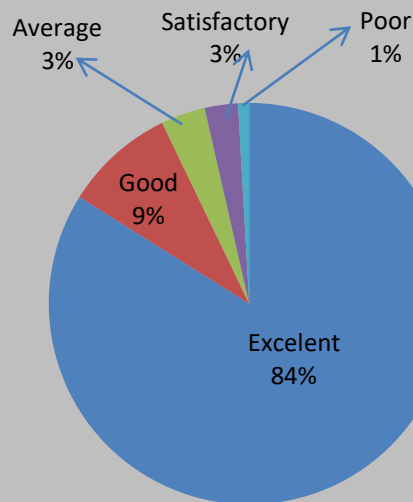
In query no 15 regarding whether the overall environment in department is conducive to teaching and learning, it was found that 81 percent of teacher respondents stated excellent, 10 percent stated very good, 4 percent stated average, 3 percent stated satisfactory, and only 2 percent opined that overall environment in department is conducive to teaching and learning **Vide Fig. 17**

Fig. 17: overall environment in department is conducive to teaching and learning



In query no 16 regarding whether the level of satisfaction on workshop or seminar conducted in time on curriculum, it was found that 84 percent of teacher respondents stated excellent, 9 percent stated very good, 3 percent stated average, 3 percent stated satisfactory, and only 1 percent are not satisfied on workshop or seminar conducted in time on curriculum. **Vide Fig. 18**

Fig. 18: level of satisfaction on workshop or seminar conducted in time on curriculum,



Employers Feedback Analysis 2022

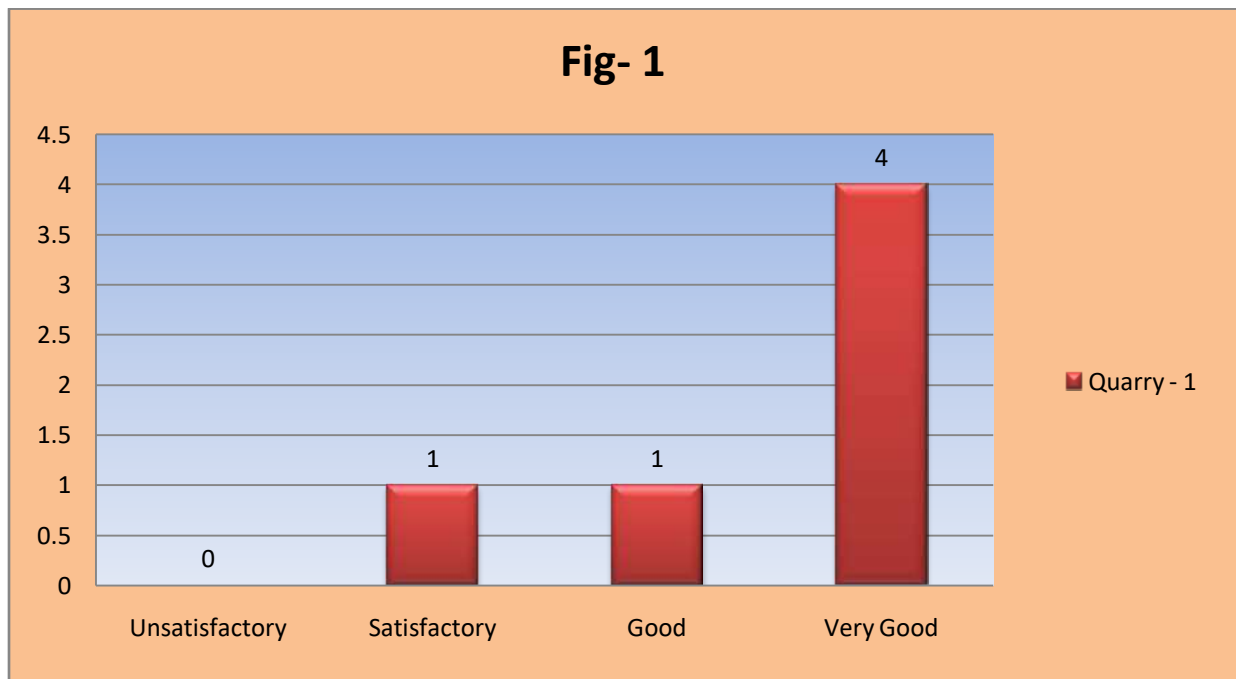
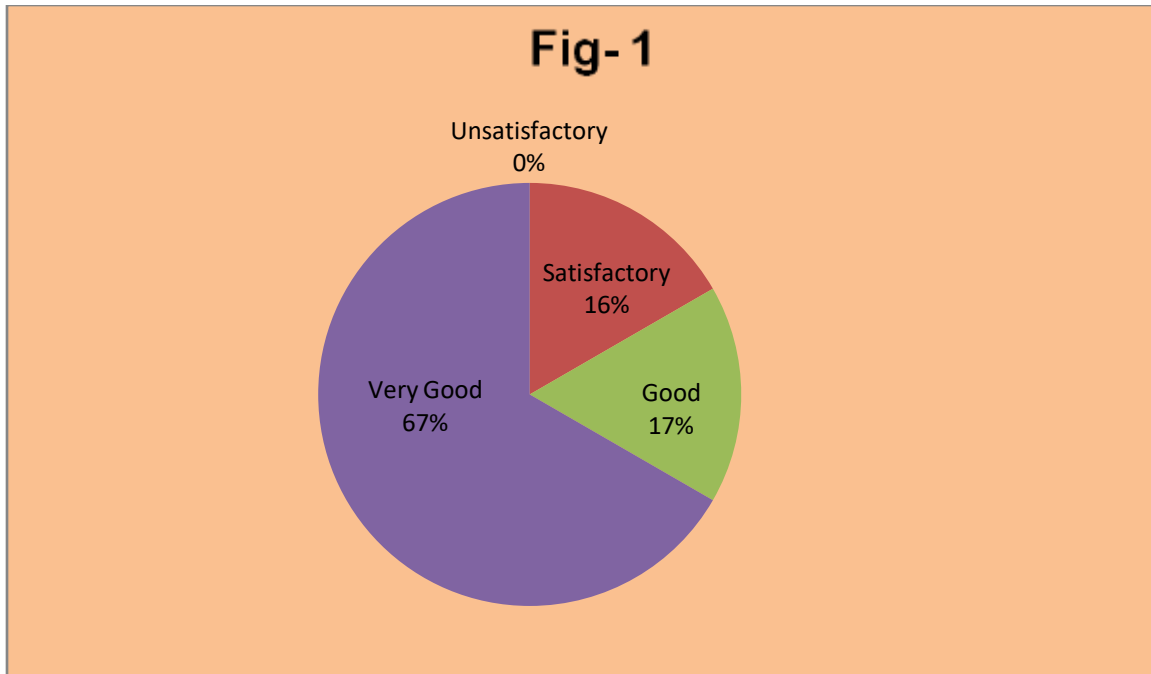
The college collected offline feedback on curriculum issuing a hard copy of Employers Feedback (Annexure - IV) to all the Employers of all departments. After collecting the filled up forms it was found that only 6 forms with response deposited by the Employers to the respective in charges.

Analyzing the responses as data it was found that 78.50% of total Employers given their responses as feedback. After issuing the forms it was instructed to the Employers to feel free to response each and every quarry.

The questionnaire was framed in four points scale containing 10 quarries. The scores were from 1 to 4 being Unsatisfactory, satisfactory, good and Very good respectively.

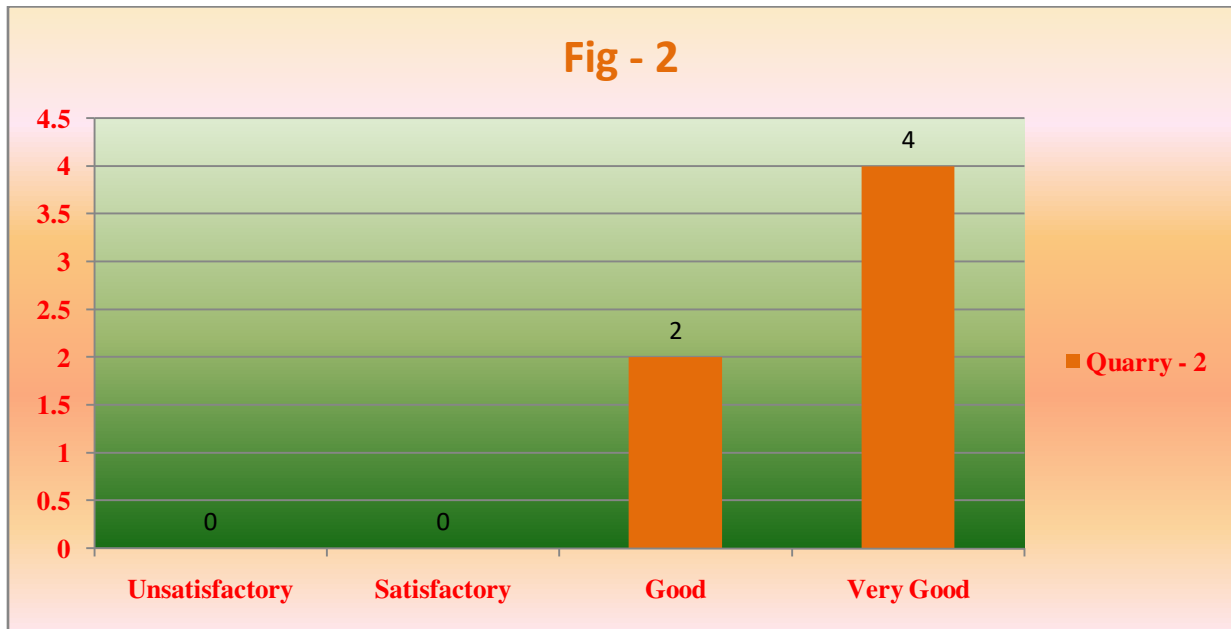
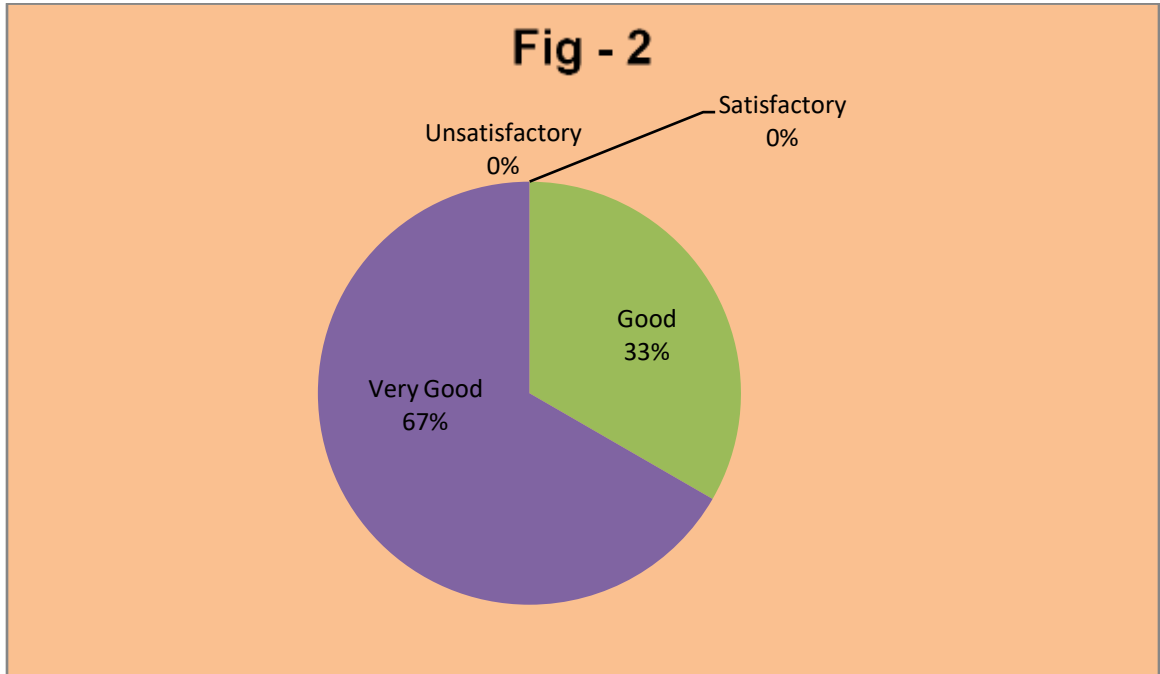
Response	Q1	Q2	Q3	Q4	Q5	Q6	Q7	Q8	Q9	
Unsatisfactory	0	0	0	0	0	0	0	0	0	
Satisfactory	1	0	1	0	0	1	2	1	0	
Good	1	2	2	3	1	0	2	1	2	
Very good	4	4	3	3	5	5	2	4	4	

In the **Quarry No 1** it was asked to the Employers that whether General communication skill/Interpersonal skill and leadership. Analyzing the data it was found that 0% of the Employers responded that the content is Unsatisfactory to meet the needs demands of the industry. 16% Employers responded as Satisfactory, 17% of the Employers responded as good and 67% of the Employers responded as very good to meet the needs and demand of the programme. It represents that more than 85% of the Employers responded that the General communication skill/Interpersonal skill and leadership is taking place and given good and very good responses according to the questionnaire scale. (**Vide Fig-1**)



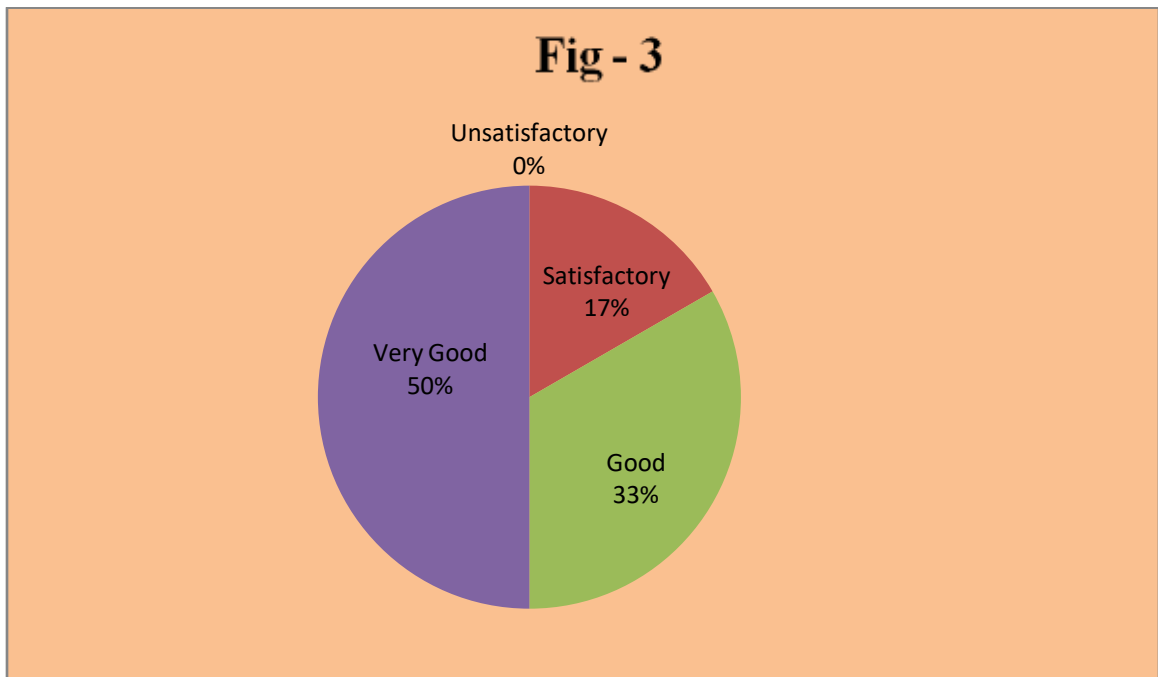
In the **Quarry No 2** it was asked to the Employers that whether General communication skill/Interpersonal skill and leadership. Analyzing the data it was found that 0% of the Employers responded that the content is Unsatisfactory to meet the needs demands of the industry. 0% Employers responded as Satisfactory, 33% of the Employers responded as good and 67% of the Employers responded as very good to meet the needs and demand of the

programme. It represents that more than 90% of the Employers responded that the team working abilities is taking place and given good and very good responses according to the questionnaire scale. (Vide Fig-2)



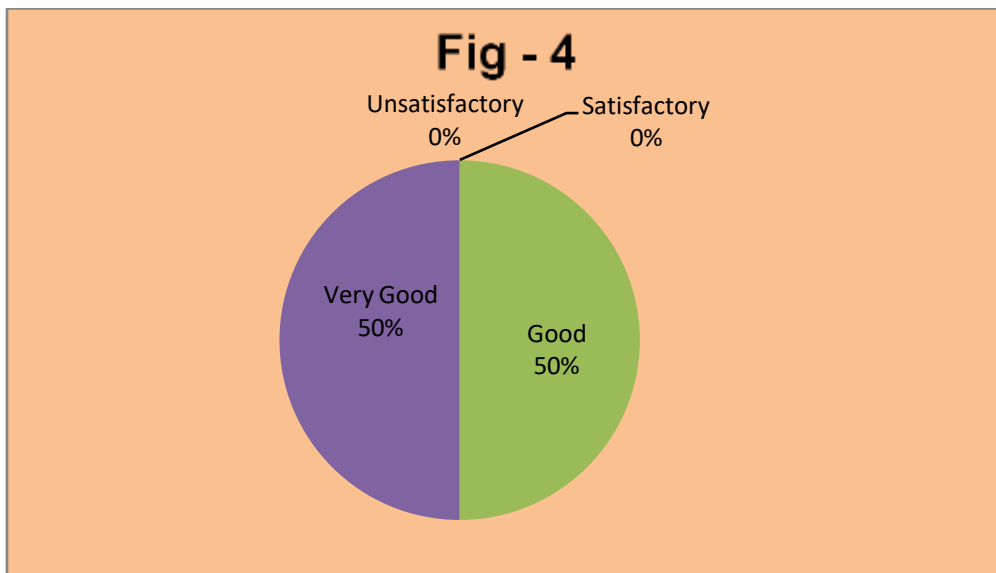
In the **Quarry No 3** it was asked to the Employers that whether General communication skill/Interpersonal skill and leadership. Analyzing the data it was found that 0% of the Employers responded that the content is Unsatisfactory to meet the needs demands of the

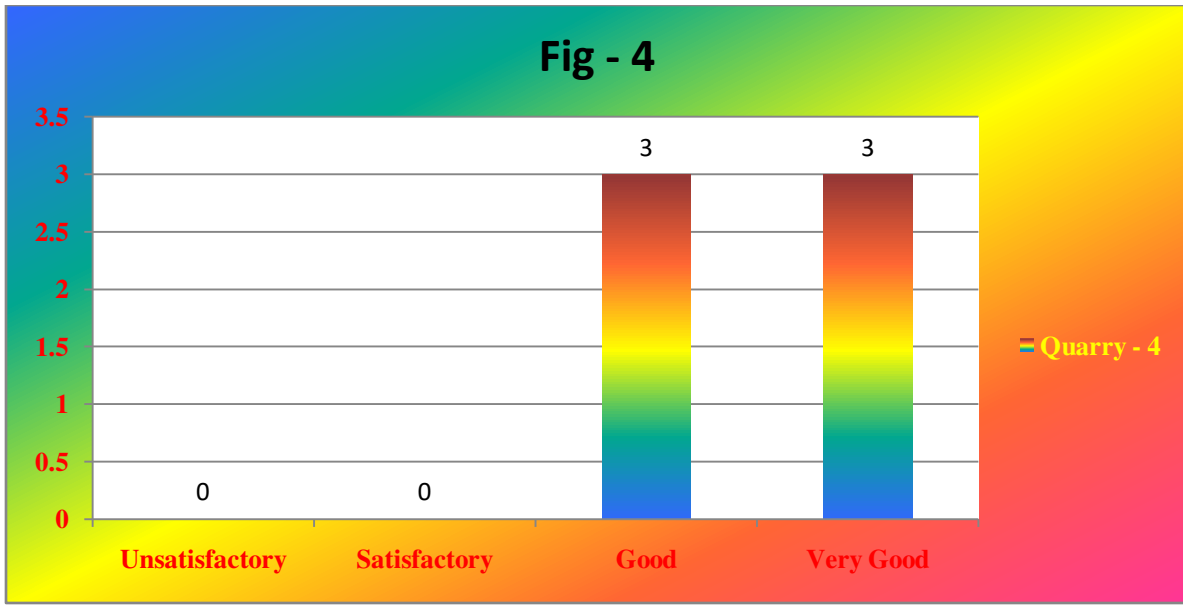
industry. 17% Employers responded as Satisfactory, 33% of the Employers responded as good and 50% of the Employers responded as very good to meet the needs and demand of the programme. It represents that more than 90% of the Employers responded that the overall Integrity is taking place and given good and very good responses according to the questionnaire scale. (**Vide Fig-3**).



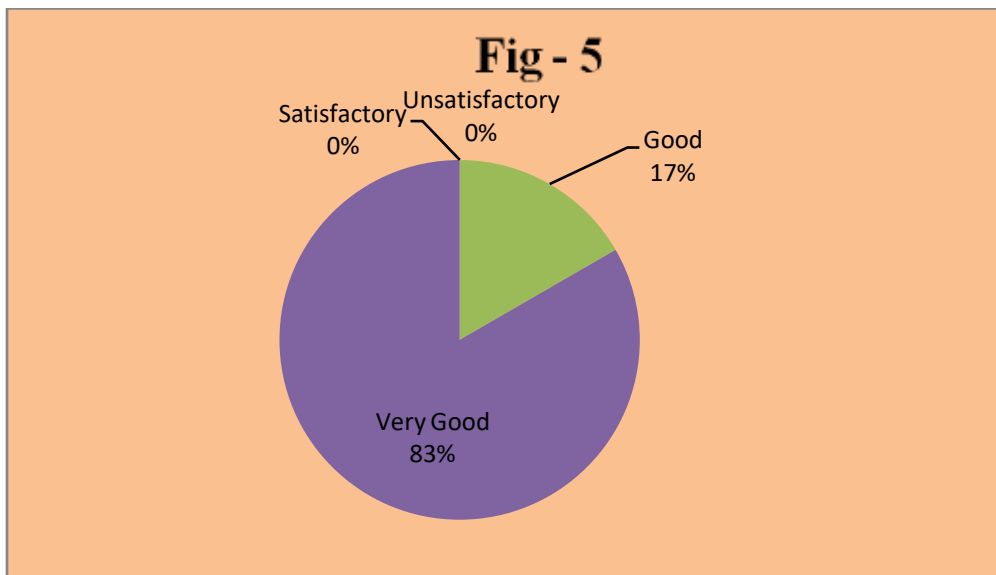


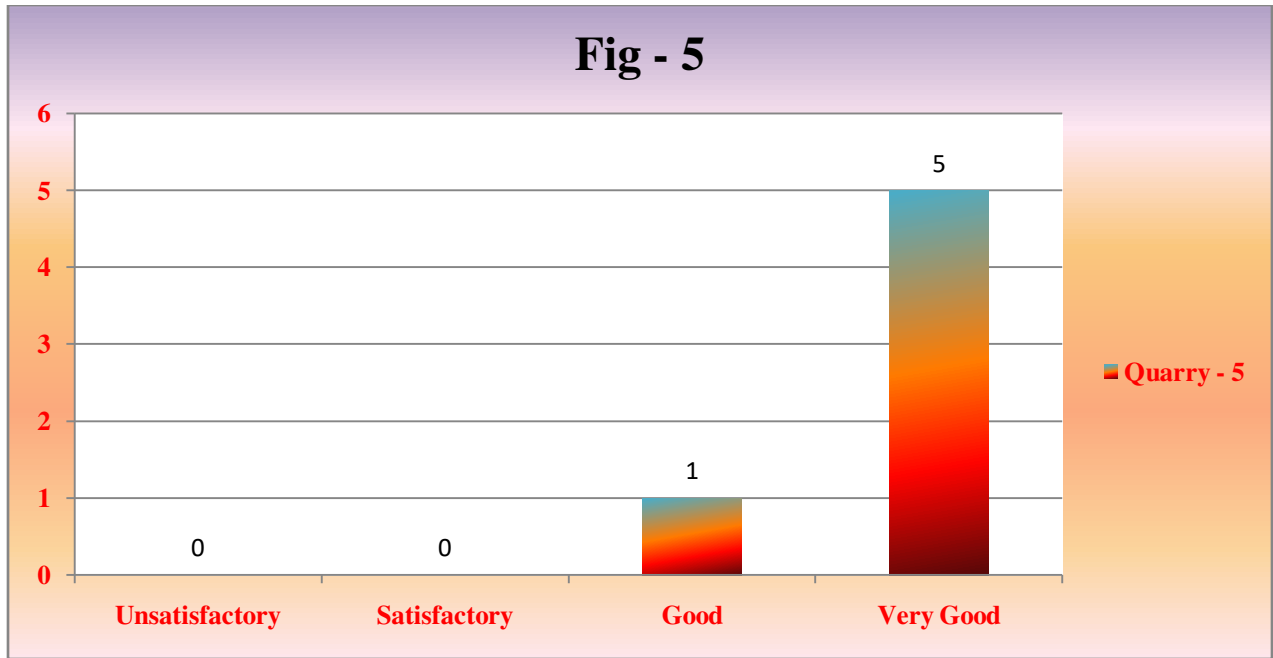
In the **Quarry No 4** it was asked to the Employers that whether General communication skill/Interpersonal skill and leadership. Analyzing the data it was found that 0% of the Employers responded that the content is Unsatisfactory to meet the needs demands of the industry. 0% Employers responded as Satisfactory 50% of the Employers responded as good and 50% of the Employers responded as very good to meet the needs and demand of the programme. It represents that more than 83% of the Employers responded that the overall Competitiveness is taking place and given good and very good responses according to the questionnaire scale. (**Vide Fig-4**).



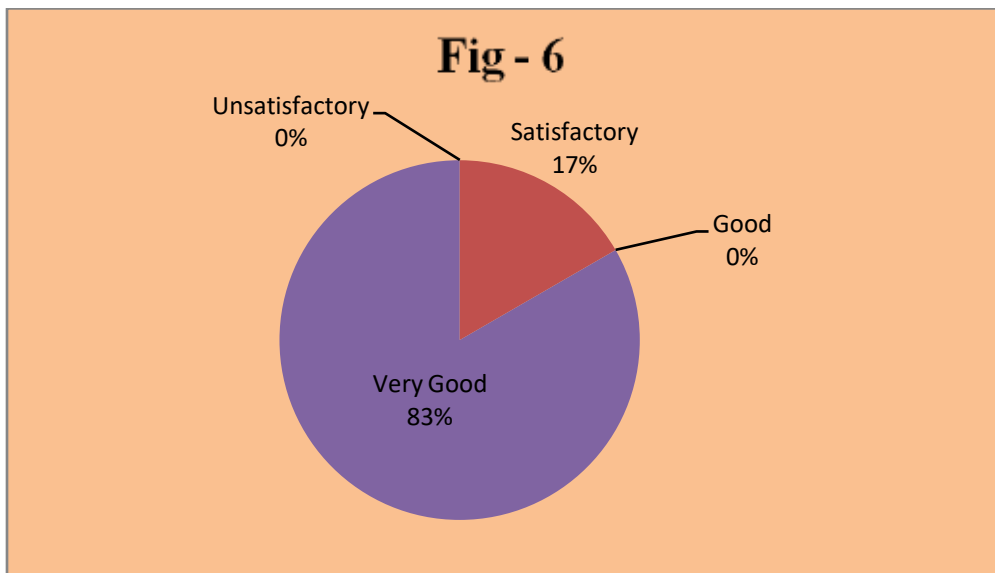


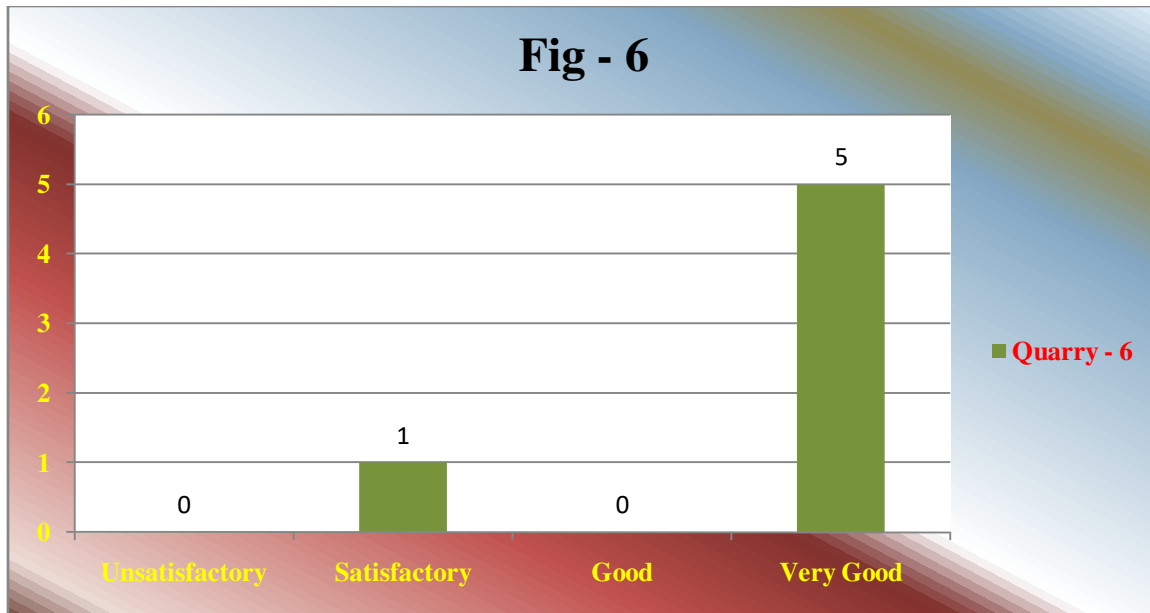
In the **Quarry No 5** it was asked to the Employers that whether General communication skill/Interpersonal skill and leadership. Analyzing the data it was found that 0% of the Employers responded that the content is Unsatisfactory to meet the needs demands of the industry. 0% Employers responded as Satisfactory, 17% of the Employers responded as good and 83% of the Employers responded as very good to meet the needs and demand of the programme. It represents that more than 87% of the Employers responded that the Adoptability to additional work commitment is taking place and given good and very good responses according to the questionnaire scale. (**Vide Fig-5**).



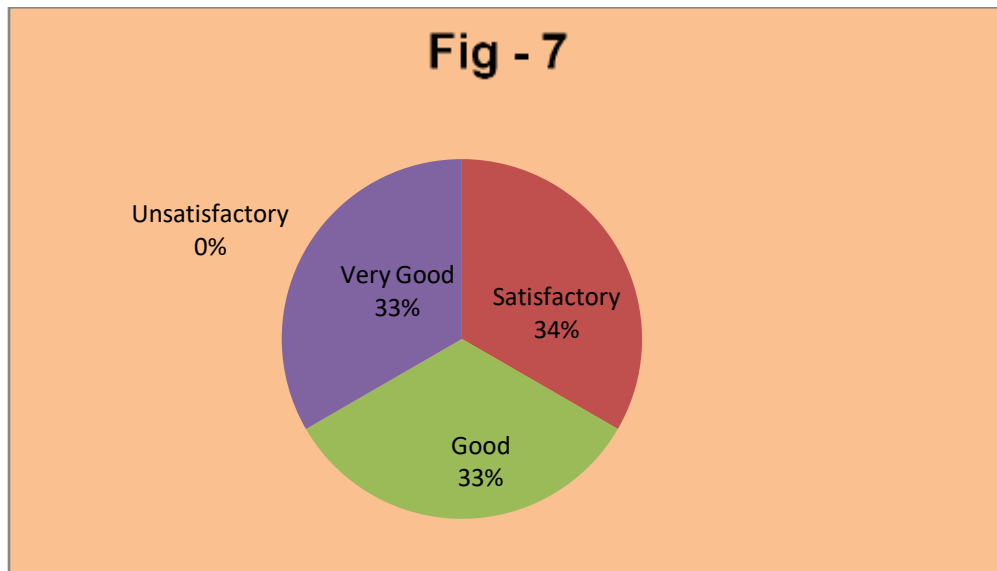


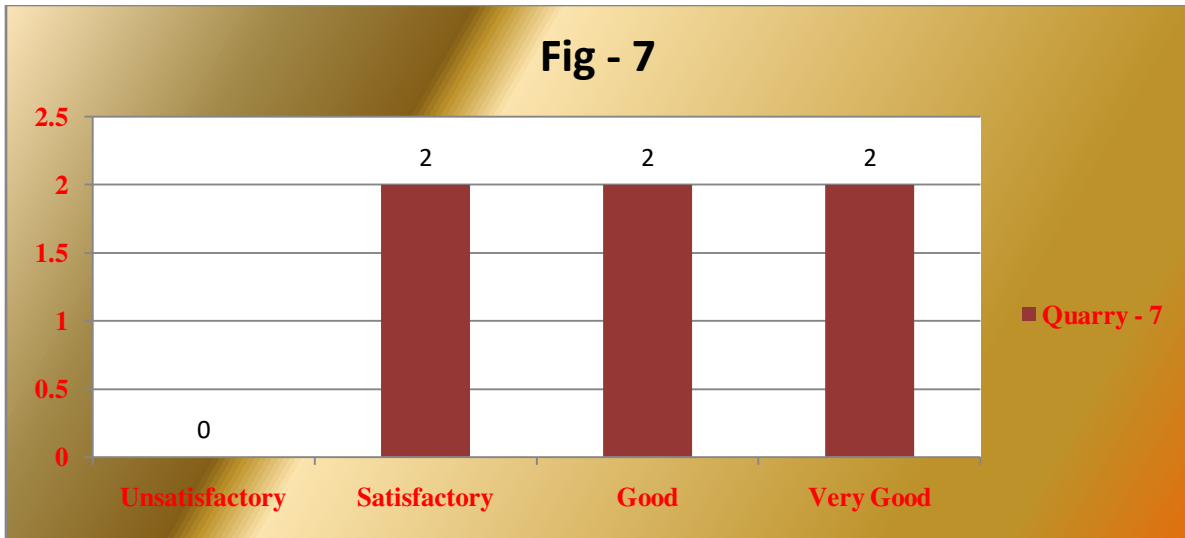
In the **Quarry No 6** it was asked to the Employers that whether General communication skill/Interpersonal skill and leadership. Analyzing the data it was found that 0% of the Employers responded that the content is Unsatisfactory to meet the needs demands of the industry. 17% Employers responded as Satisfactory, 0% of the Employers responded as good and 83% of the Employers responded as very good to meet the needs and demand of the programme. It represents that more than 76% of the Employers responded that Open to new ideas and learning new techniques is taking place and given good and very good responses according to the questionnaire scale. (**Vide Fig-6**).



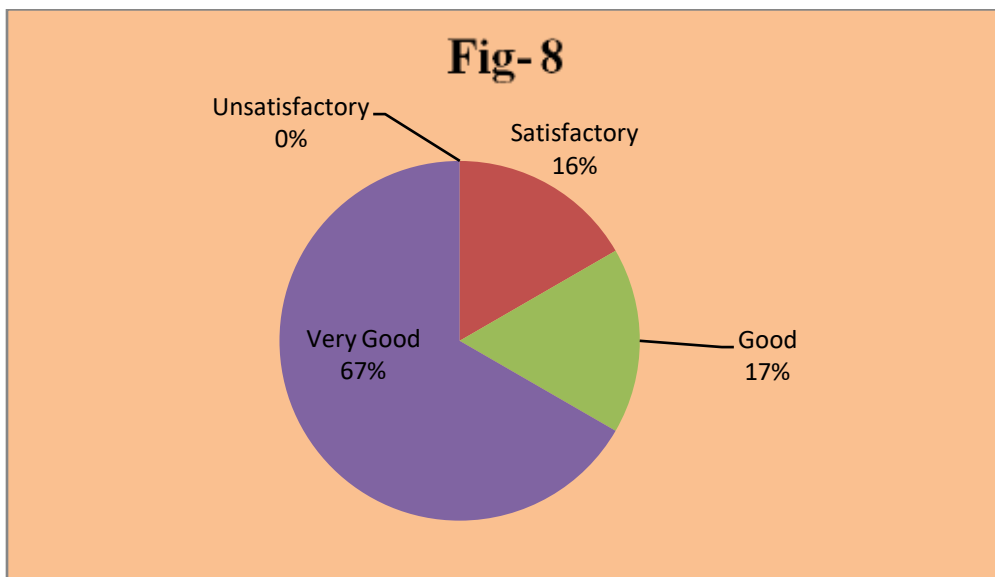


In the **Quarry No 7** it was asked to the Employers that whether General communication skill/Interpersonal skill and leadership. Analyzing the data it was found that 0% of the Employers responded that the content is Unsatisfactory to meet the needs demands of the industry. 34% Employers responded as Satisfactory, 33% of the Employers responded as good and 33% of the Employers responded as very good to meet the needs and demand of the programme. It represents that more than 86% of the Employers responded that the Commitment towards vision & mission of the organization is taking place and given good and very good responses according to the questionnaire scale. (Vide Fig-7).



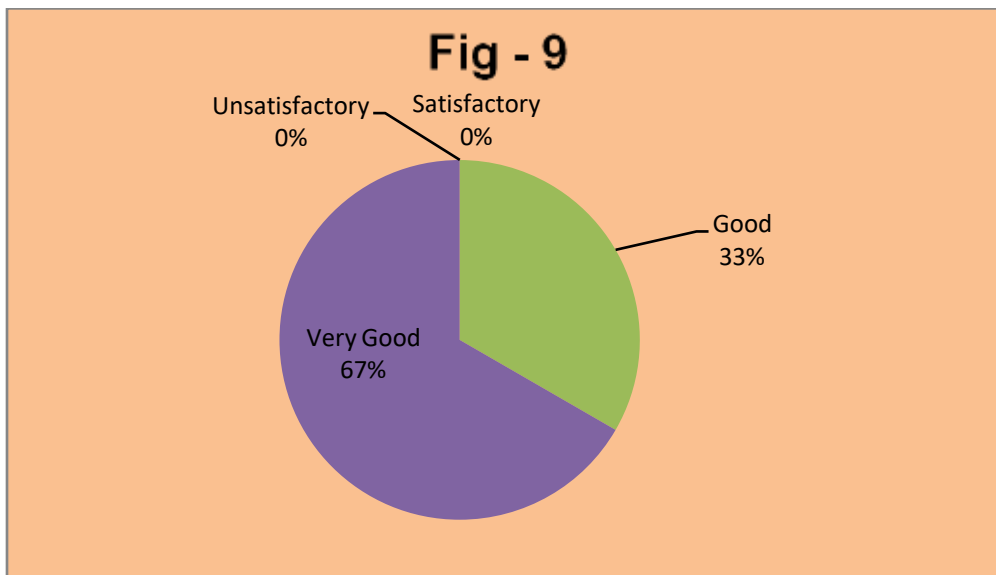


In the **Quarry No 8** it was asked to the Employers that whether General communication skill/Interpersonal skill and leadership. Analyzing the data it was found that 0% of the Employers responded that the content is Unsatisfactory to meet the needs demands of the industry. 16% Employers responded as Satisfactory, 17% of the Employers responded as good and 67% of the Employers responded as very good to meet the needs and demand of the programme. It represents that more than 88% of the Employers responded that the inclination towards social responsibilities is taking place and given good and very good responses according to the questionnaire scale. (**Vide Fig-8**).





In the **Quarry No 9** it was asked to the Employers that whether General communication skill/Interpersonal skill and leadership. Analyzing the data it was found that 0% of the Employers responded that the content is Unsatisfactory to meet the needs demands of the industry. 0% Employers responded as Satisfactory, 33% of the Employers responded as good and 67% of the Employers responded as very good to meet the needs and demand of the programme. It represents that more than 92% of the Employers responded that the overall rating is taking place and given good and very good responses according to the questionnaire scale. (Vide Fig-9).



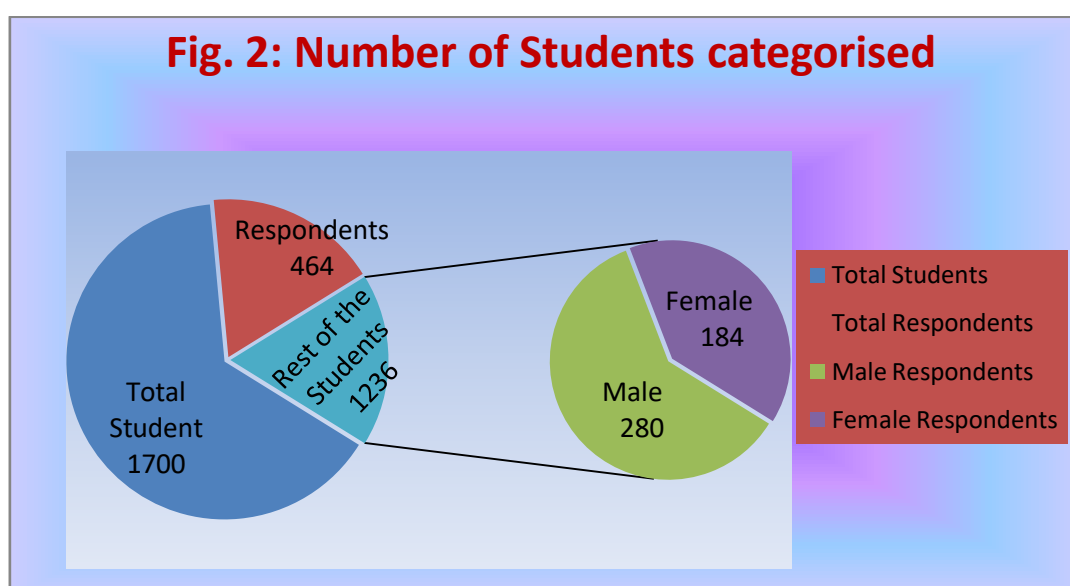
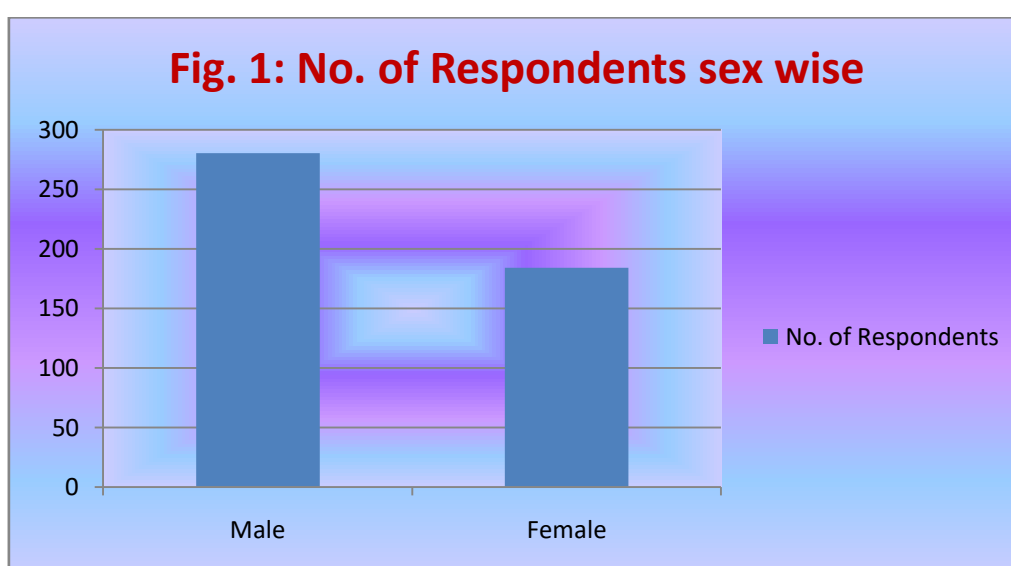


Discussion:

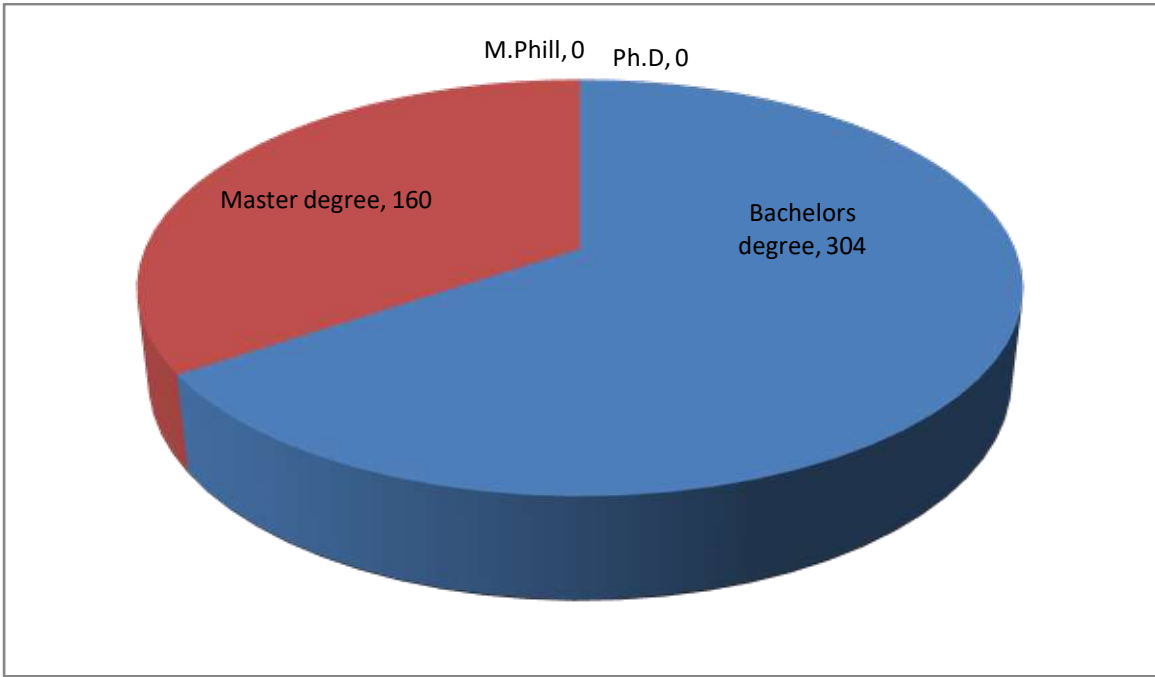
After statistical analysis it was found that regarding overall employability of the General communication skill/Interpersonal skill and leadership, team working abilities, Integrity, Competitiveness, Adoptability to additional work commitment, Open to new ideas and learning new techniques, Commitment towards vision & mission of the organization, inclination towards social responsibilities, the overall rating and many Suggestions of the employers were very good.

A Report on Alumni Feedback Analysis 2022

The register Alumni of the college and many departments of the college have arranged many alumni meeting for academic enrichment or feedback collection on curriculum through offline mode during last academic year 2021-2022. In the area of curriculum delivery, it was found that 464 students participated in the feedback programme. There were 280 male students and 184 female students among the respondents. **Vide Fig. 1 & 2**




In the area of categorising the UG and PG study, it was found that among the respondents, 304 were completed bachelor's degrees and 160 were completed master's degrees. As the college has no provision to conduct the M. Phil. or Ph. D. programme, no respondents were found from those categories. **Vide Fig. 3**

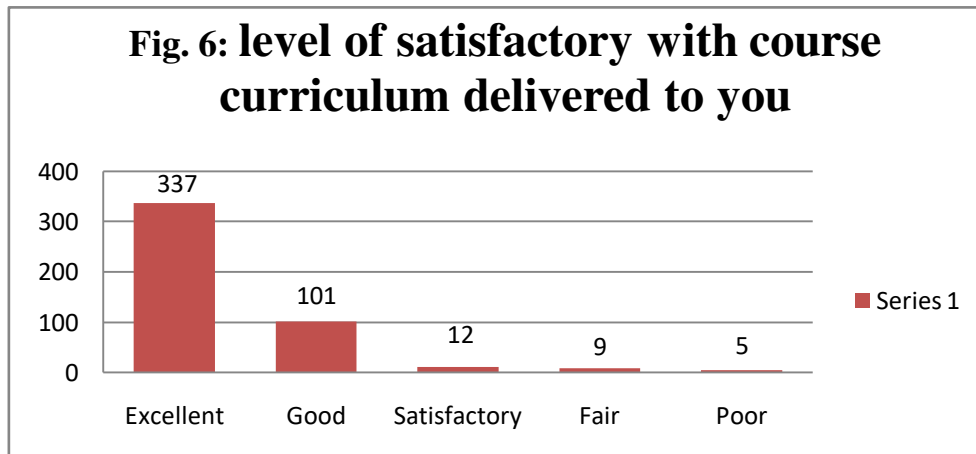


The respondents were faced with 8 questions approved by IQAC covering the areas of alumni feedback Program.

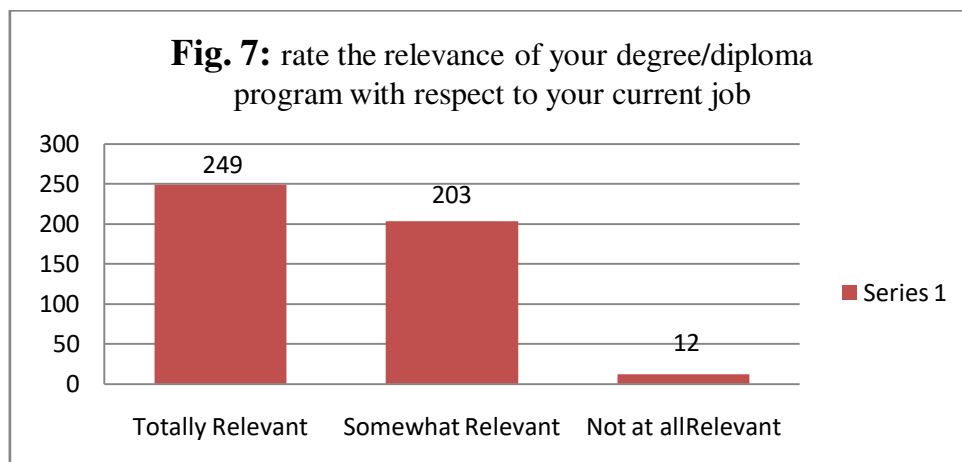
In query no 1: In response to question number one have you qualified any State/ National/ International level examination (NET/SLET/GATE/CAT/GRE/TOEFL/ NEET/ Civil Service/ State government examinations/ any other competitive examination, it was found that only 15% alumni qualified any State/ National/ International level examination. Vide Fig. 5



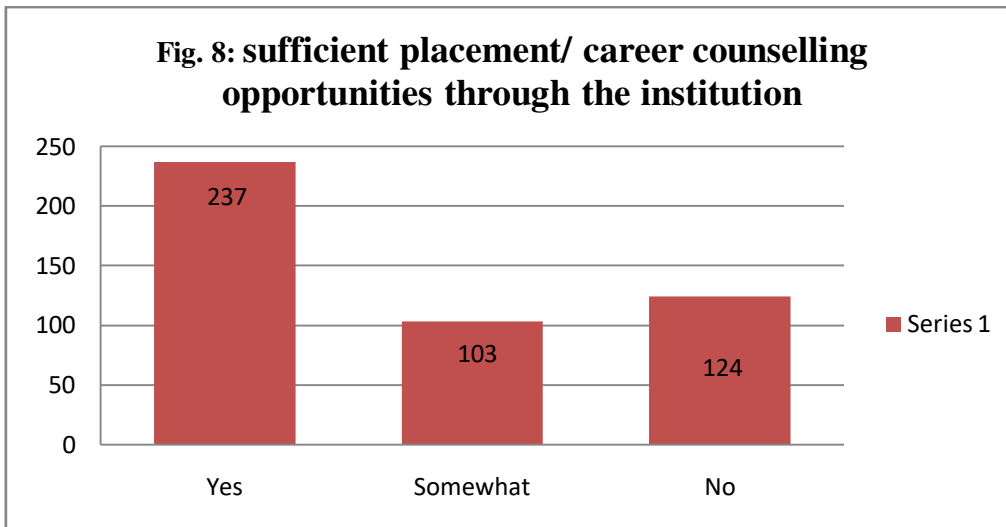
In query no. 2 regarding level of satisfactory with course curriculum delivered to you, it was found that 337 students responded excellent, 101 stated good, 12 stated satisfactory 9 stated fair, and 5 stated poor. **Vide Fig. 6**



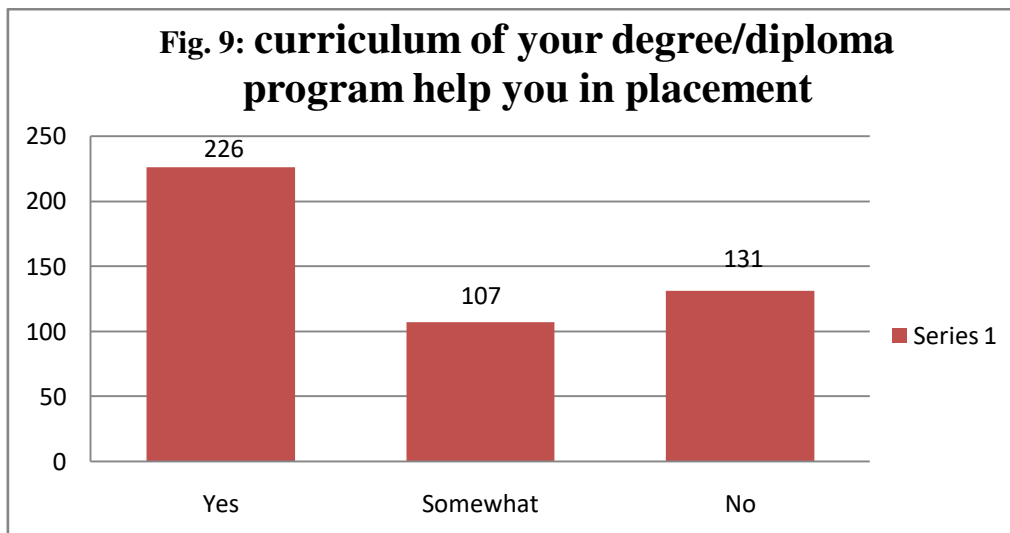
In query no. 3 regarding how you rate the relevance of your degree/diploma program with respect to your current job, it was found that 146 respondents stated totally relevant. Whereas 109 respondents said the somewhat relevant to my current job, and rest of 5 said it was not at all relevant to my current job. **Vide Fig. 7**



In query no. 4 did you get sufficient placement/ career counselling opportunities through the institution, it was found that 237 respondents stated yes, 103 stated somewhat, and 124 stated nosufficient placement/ career counselling opportunities through the institution. **Vide Fig. 8**

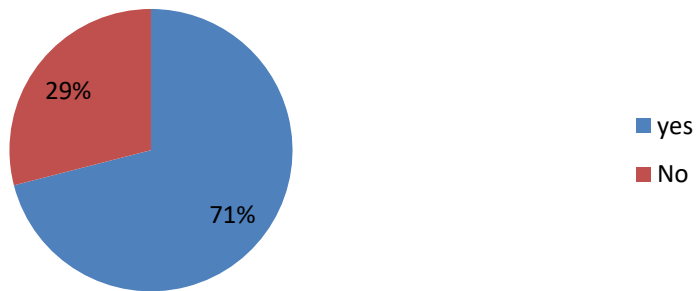


In query no. 5 regarding the curriculum of your degree/diploma program help you in placement, it was found that 122 respondents stated yes, 63 stated somewhat, and 75 stated no sufficient placement. Vide Fig. 9



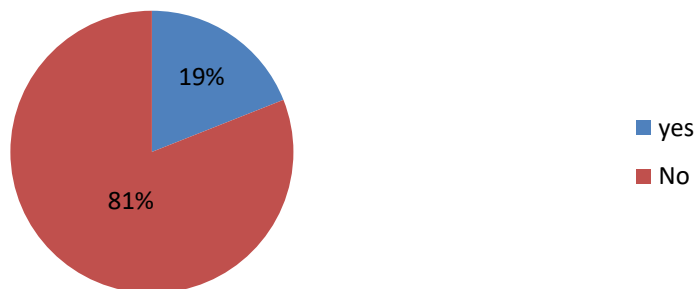
In query no. 6 regarding any special training/tools/ new technologies you have learnt to meet the current job requirements, it was found that 71% said yes and rest of 29 % said did not any special training/tools/ new technologies you have learnt to meet the current job requirements. Vide Fig. 10

Fig. 10: any special training/tools/ new technologies you have learnt to meet the current job requirements



In query no. 7 regarding how many alumni engagement program are organised by the college/ department, it was found that that only 19% said yes and rest of 81 % said did not engagement any program of the college or departments. **Vide Fig. 11**

Fig. 11: any special training/tools/ new technologies you have learnt to meet the current job requirements



Parents Feedback Analysis 2022

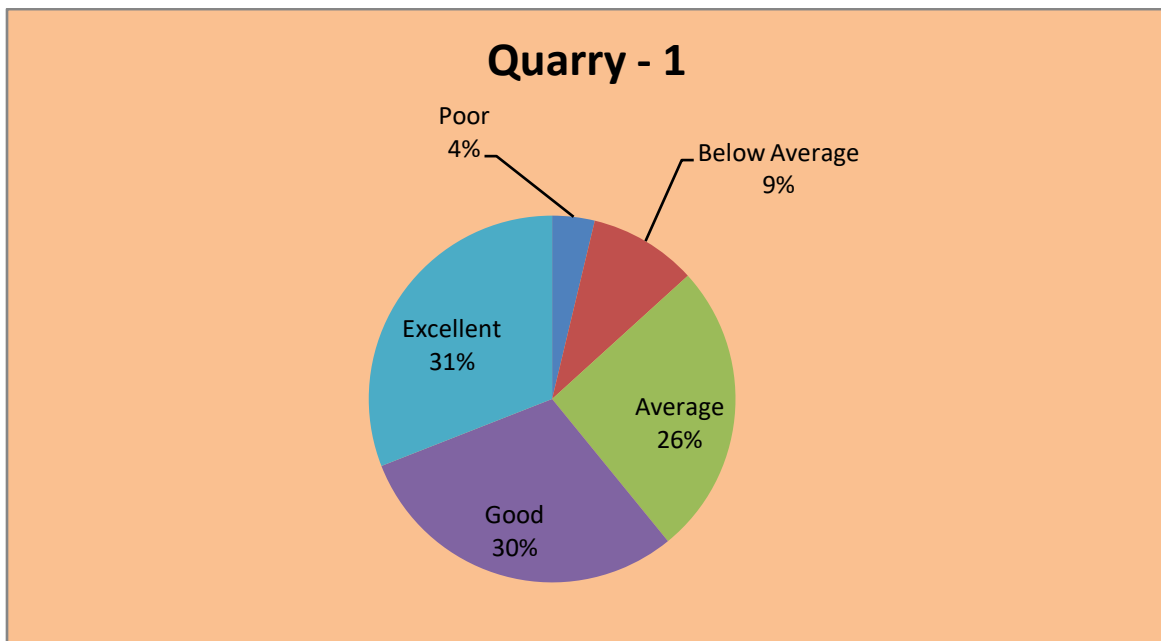
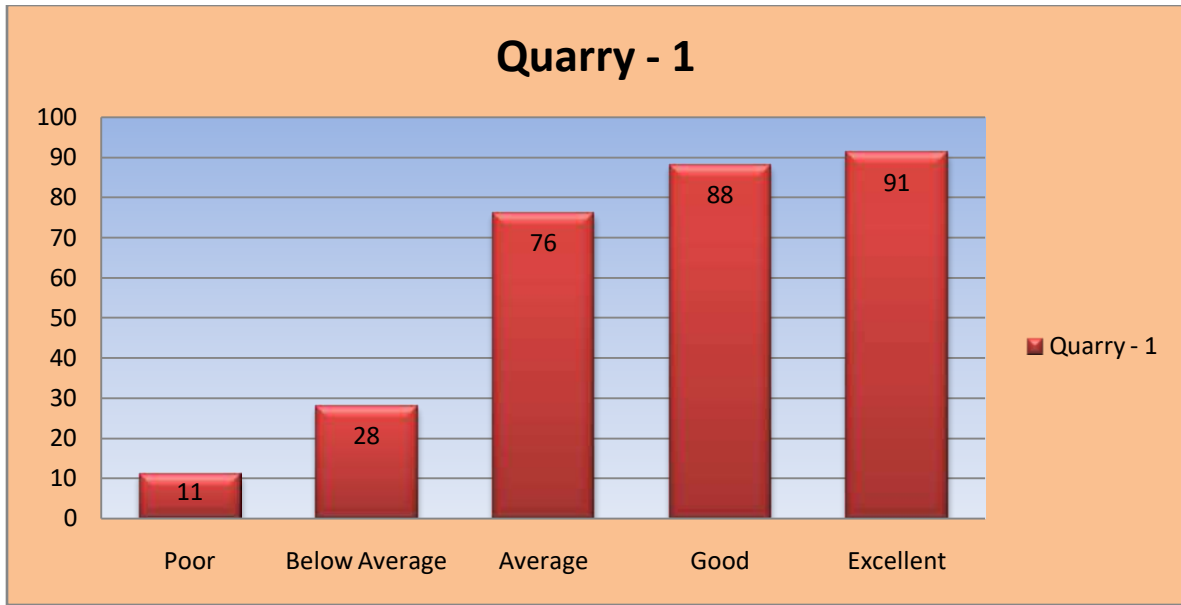
The college collected online & offline feedback on curriculum issuing a hard copy of parent Feedback (Annexure - VII) to all the parents of all department students. After collecting the filled up forms it was found that only 294 forms with response deposited by the parents to the respective in charges.

Analyzing the responses as data it was found that 92.59% of total parents given their responses as feedback. After issuing the forms it was instructed to the parents to feel free to response each and every quarry.

The questionnaire was framed in five points scale containing 10 quarries. The scores were from 1 to 5 being poor, below average, average, good and excellent respectively.

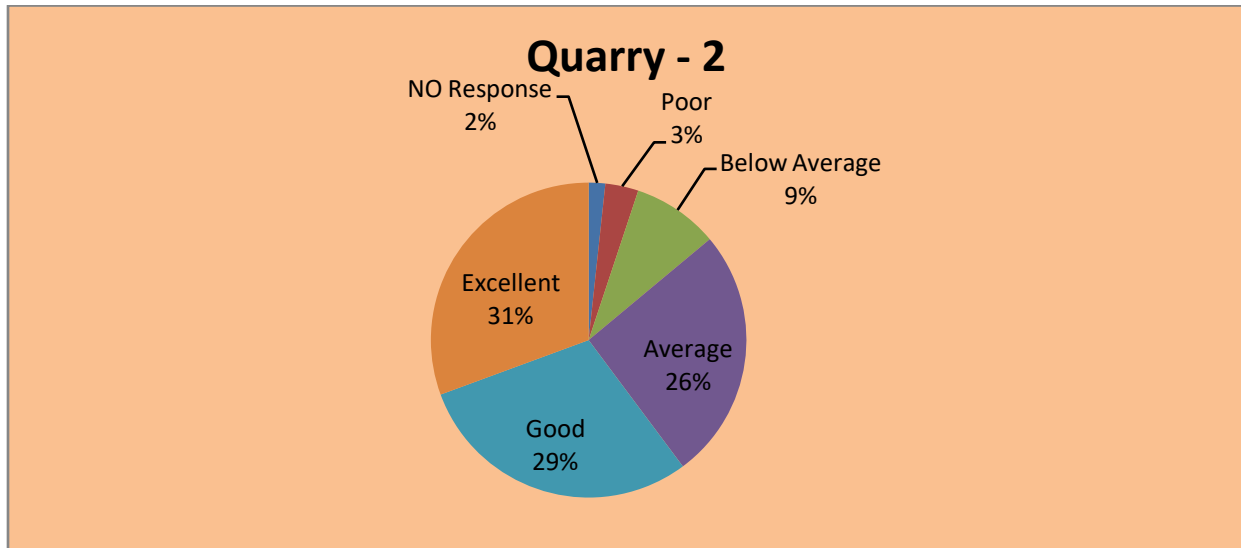
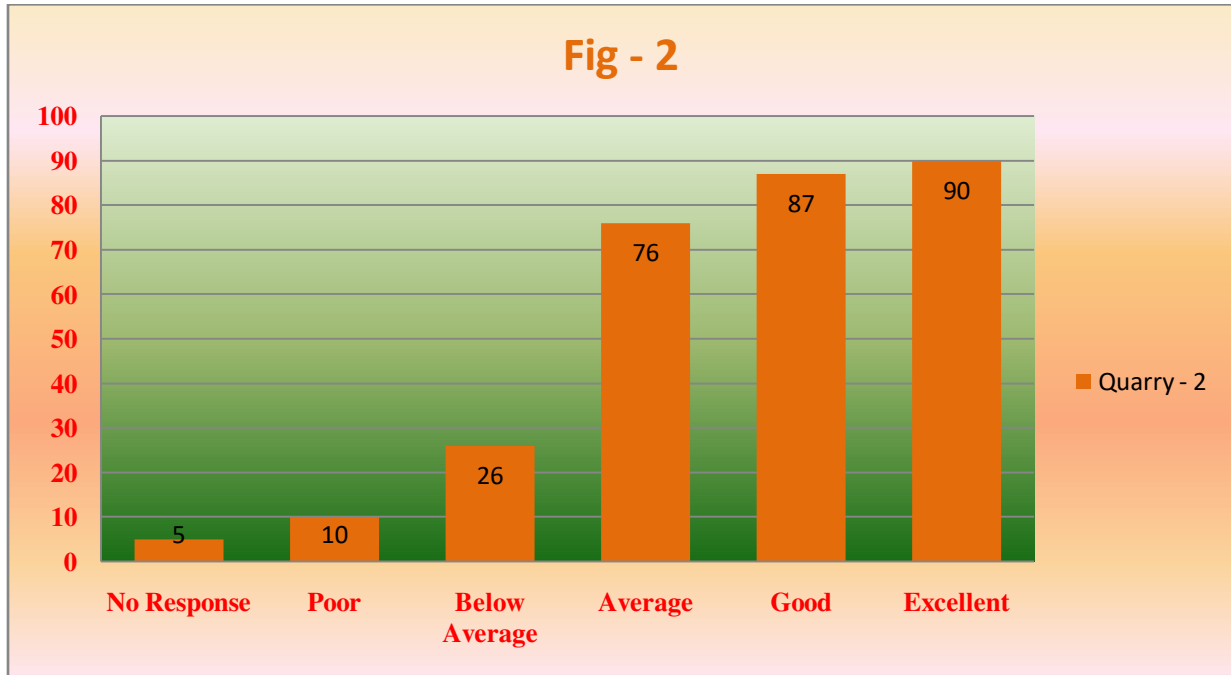
Response	Q1	Q2	Q3	Q4	Q5	Q6	Q7	Q8	Q9	Q10
No Response	0	5	4	3	6	5	5	5	7	7
Poor	11	10	13	9	9	12	14	15	11	17
Below Average	28	26	24	26	21	22	23	22	25	20
Average	76	76	75	76	77	78	74	73	72	71
Good	88	87	86	85	84	83	82	86	81	80
Excellent	91	90	92	95	97	94	96	93	98	99

In the **Quarry No 1** it was asked to the parents that whether overall personality development of your ward is taking place or not. Analyzing the data it was found that 11 of the responded that the content is poor to meet the needs demands of the industry.28 responded as below average, 76 of the responded as average, 88 of the responded as good and 91 of the responded that the content is excellent to meet the needs and demand of the programme. It represents that more than 80% of the parents responded that the overall personality development is taking place and given good or excellent responses according to the questionnaire scale. (**Vide Fig-1**)



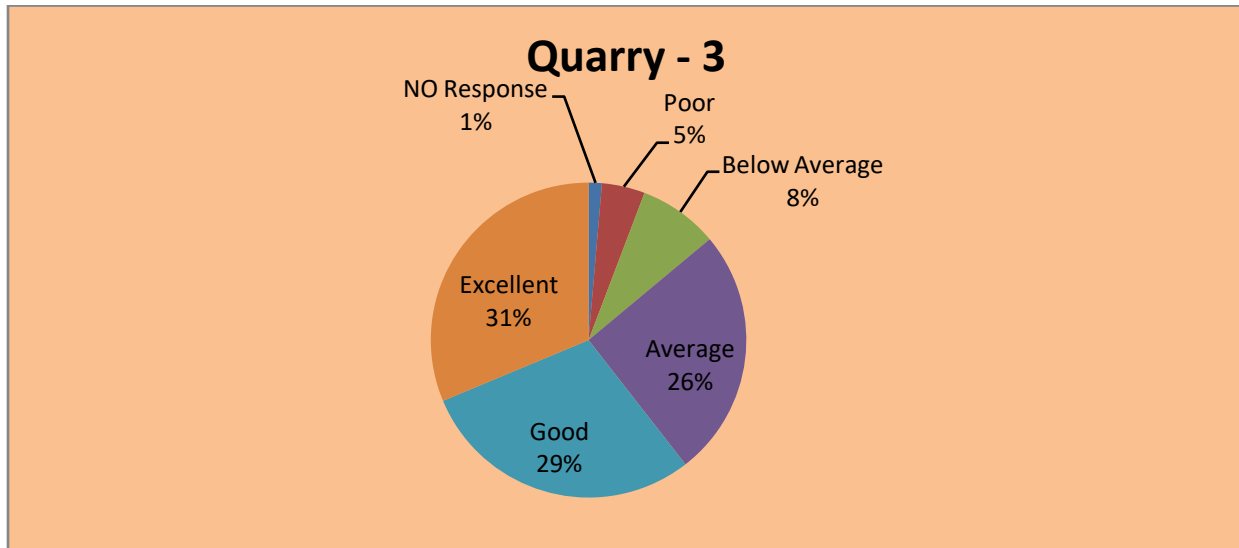
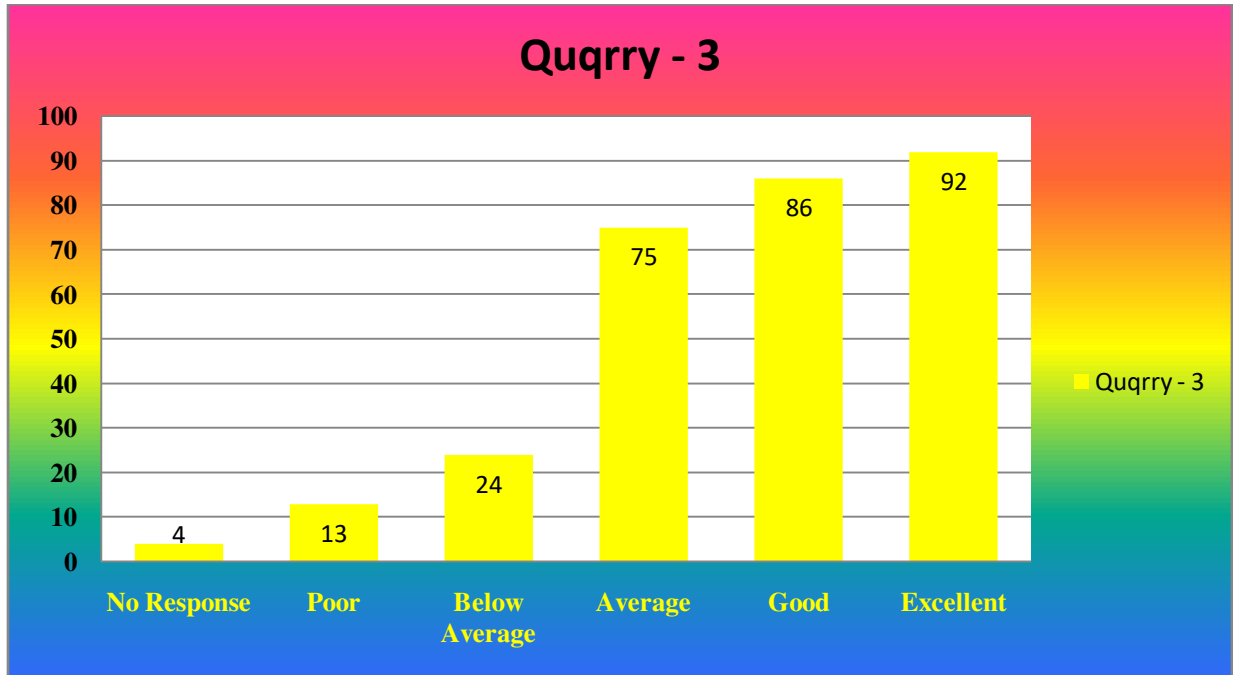
In the **Quarry No 2** it was asked to the parents that whether practical classes were important to the students for their curriculum or not. Analyzing the data it was found that 10 of the responded that the content is poor to meet the needs demands of the industry. 26 responded as below average, 76 responded as average, 87 responded as good and 90 responded that the content is excellent to meet the needs and demand of the programme. It represents that more than 90% of the parents responded that the practical classes were very important and valuable for the

students to continue their curriculum and given good or excellent responses according to the questionnaire scale. (Vide Fig-2)



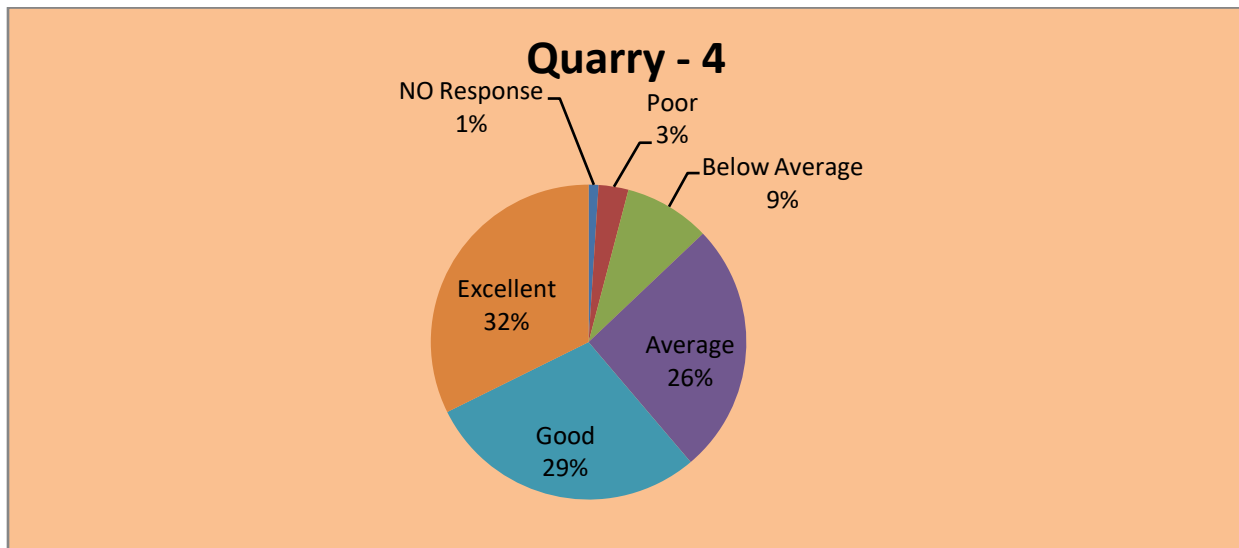
In the **Quarry No 3** it was asked to the parents that whether regular field visits or industry visits for practical learning were important to the students for their curriculum or not. Analyzing the data it was found that 4 have not responded to the questions, 13 responded that the content is poor to meet the needs demands of the industry. 24 responded as below average, 75 responded as average, 86 responded as good and 92 responded that the content is excellent to meet the needs and demand of the programme. It represents that more than 75% of the parents responded that the regular field visits or industry visits for practical learning were very important

and valuable for the students to continue their curriculum and given good or excellent responses according to the questionnaire scale. (Vide Fig-3).



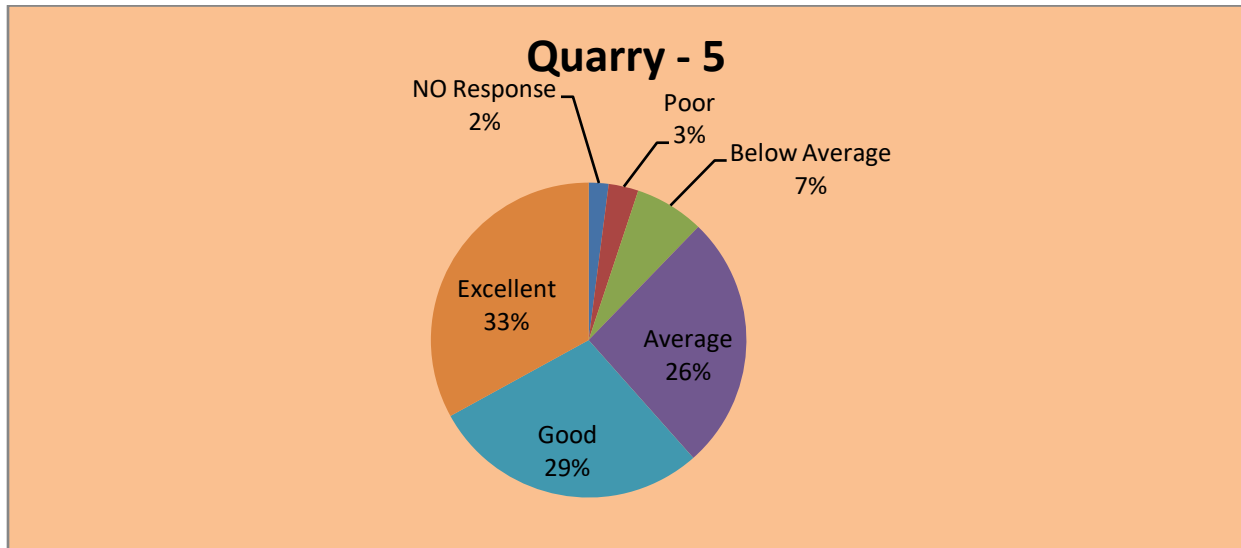
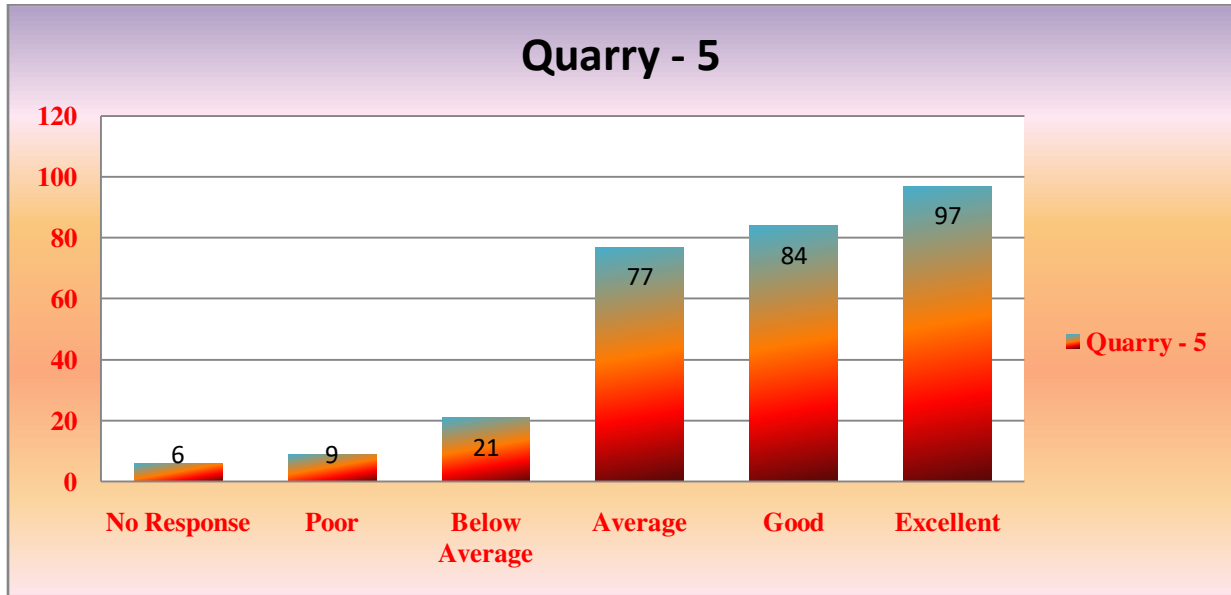
In the **Quarry No 4** it was asked to the parents that whether the ambience of the college for effective delivery of academics or not. Analyzing the data it was found that 3 have not responded to the questions, 9 responded that the content is poor to meet the needs demands of the industry. 26 responded as below average, 76 responded as average, 85 responded as good and 95 responded that the content is excellent to meet the needs and demand of the programme. It represents that more than 80% of the parents responded ambience of the college is very good for

effective delivery of academics were very important and given good or excellent responses according to the questionnaire scale. (Vide Fig-4).

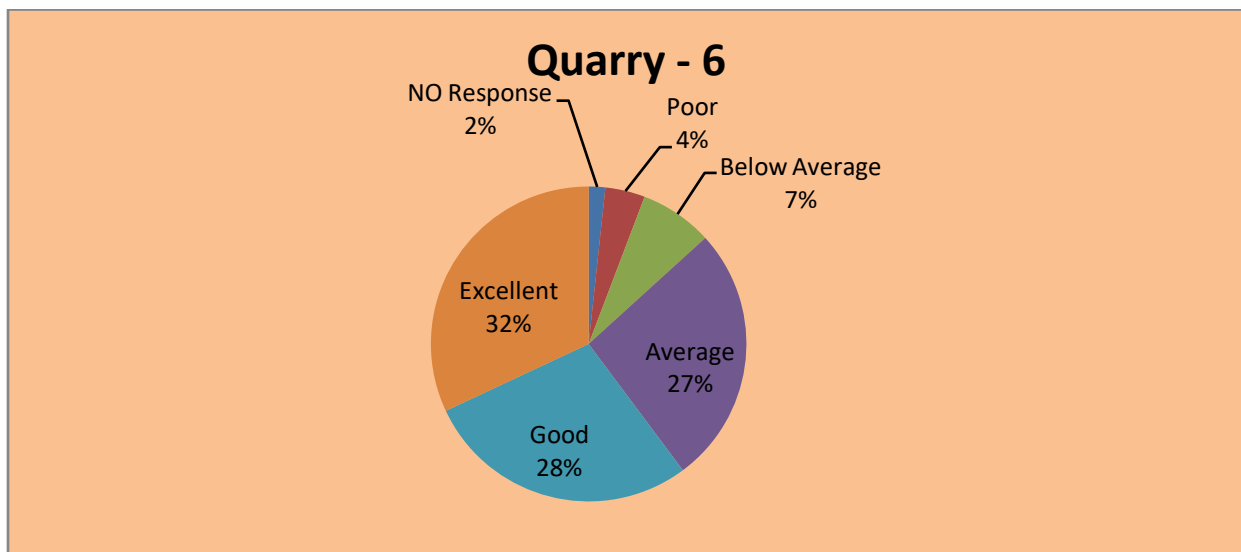
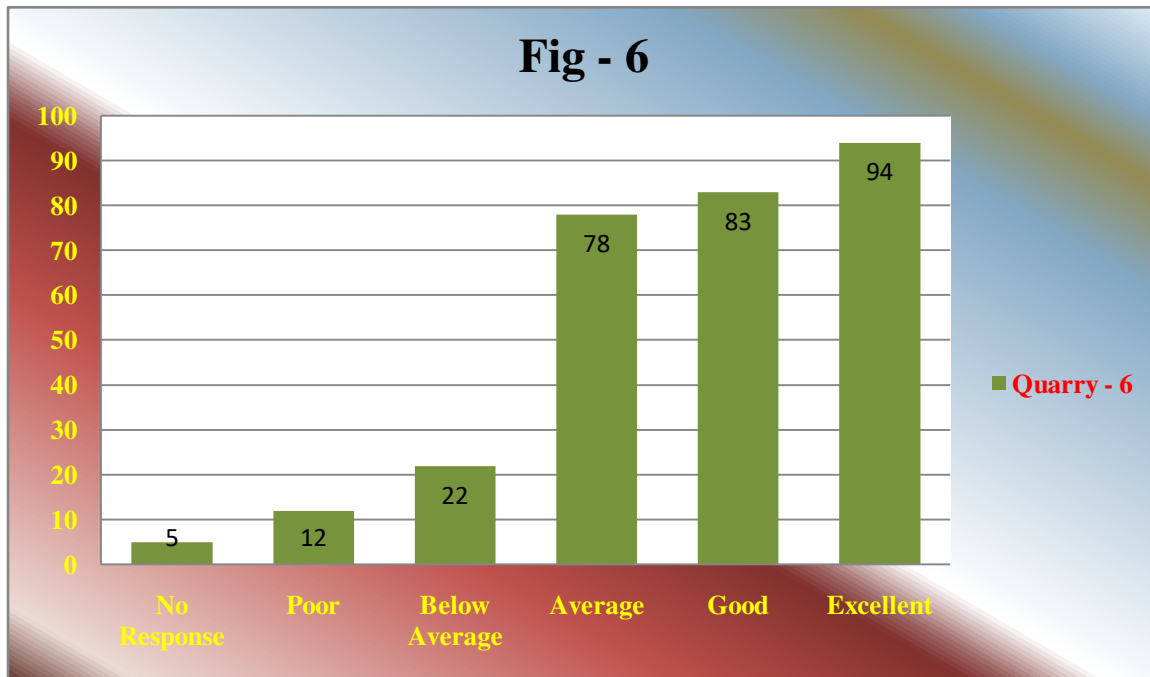


In the **Quarry No 5** it was asked to the parents that whether the Infrastructure facilities of the institution are suitable for learning or not. Analyzing the data it was found that 6 have not responded to the questions, 9 responded that the content is poor to meet the needs demands of the industry. 21 responded as below average, 77 responded as average, 84 responded as good and 97 responded that the content is excellent to meet the needs and demand of the programme. It represents that more than 80% of the parents responded that the Infrastructure facilities of the

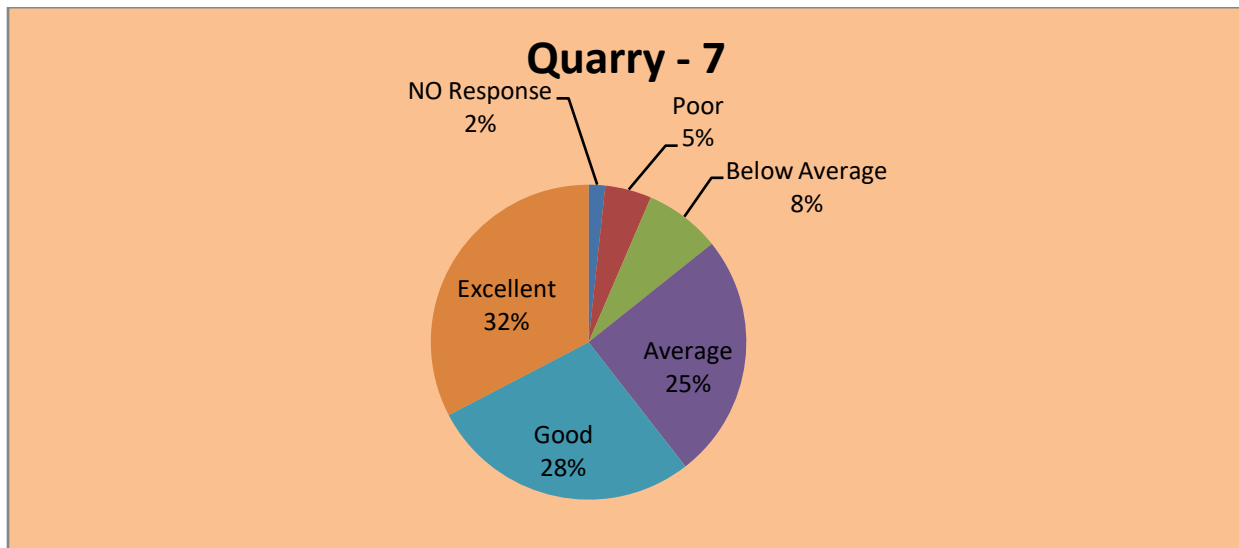
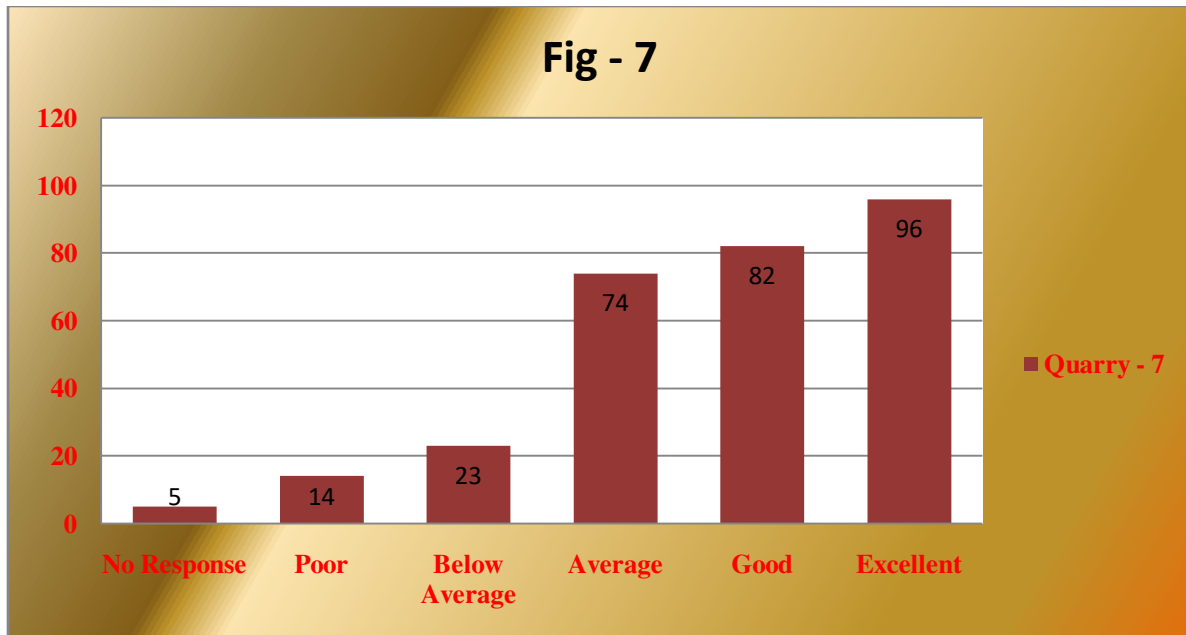
institution is suitable for learning and given good or excellent responses according to the questionnaire scale. (Vide Fig-5).



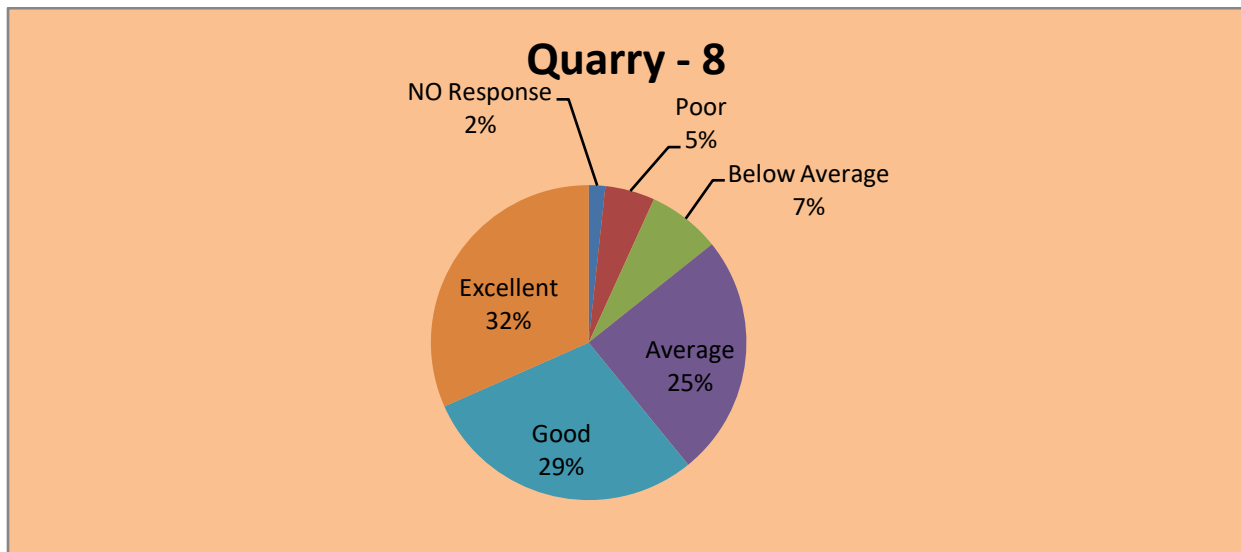
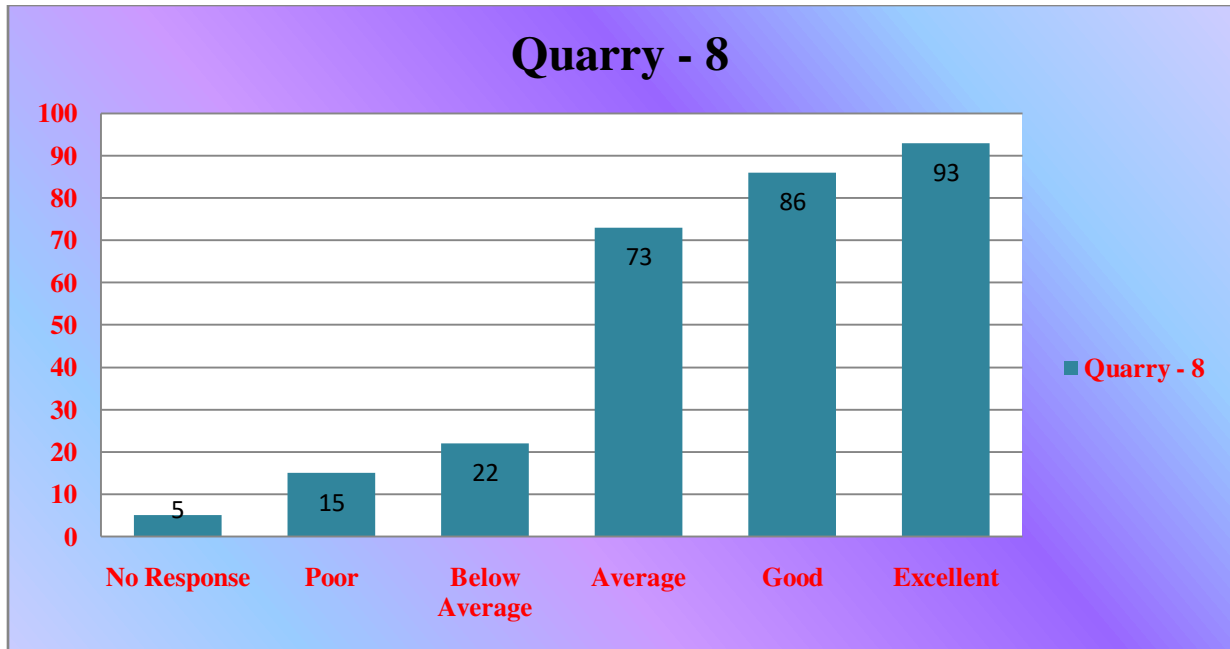
In the **Quarry No 6** it was asked to the parents that whether the college conducting any co curricular activities or not. Analyzing the data it was found that 5 have not responded to the questions, 12 responded that the content is poor to meet the needs demands of the industry.22 responded as below average, 78 responded as average, 83 responded as good and 94 responded that the content is excellent to meet the needs and demand of the programme. It represents that more than 85% of the parents responded that the college is conducting many co curricular activities and given good or excellent responses according to the questionnaire scale. (Vide Fig-6).



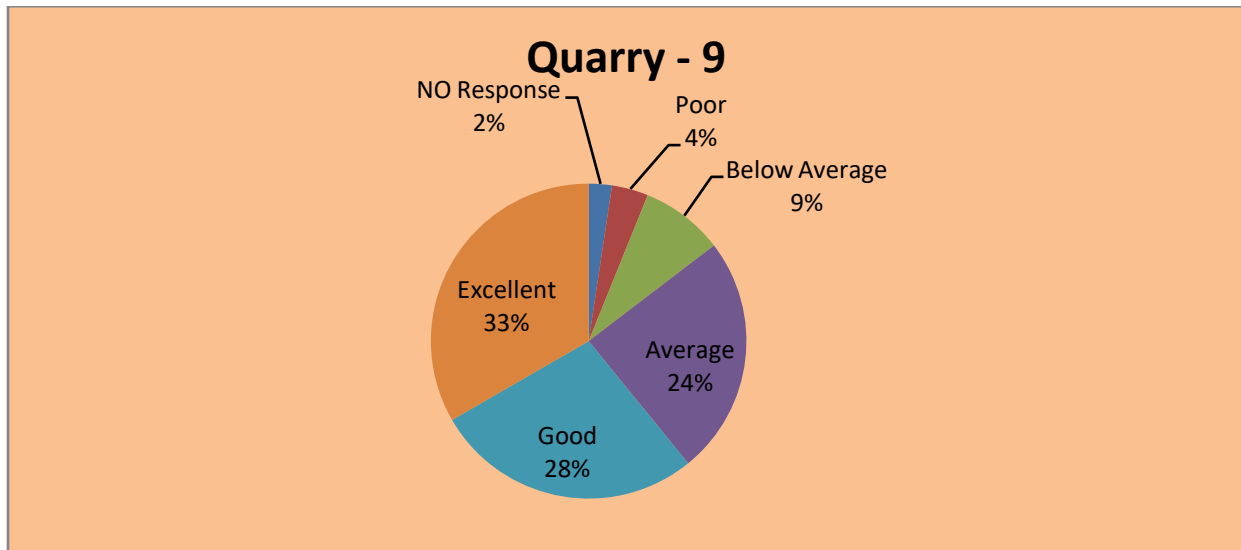
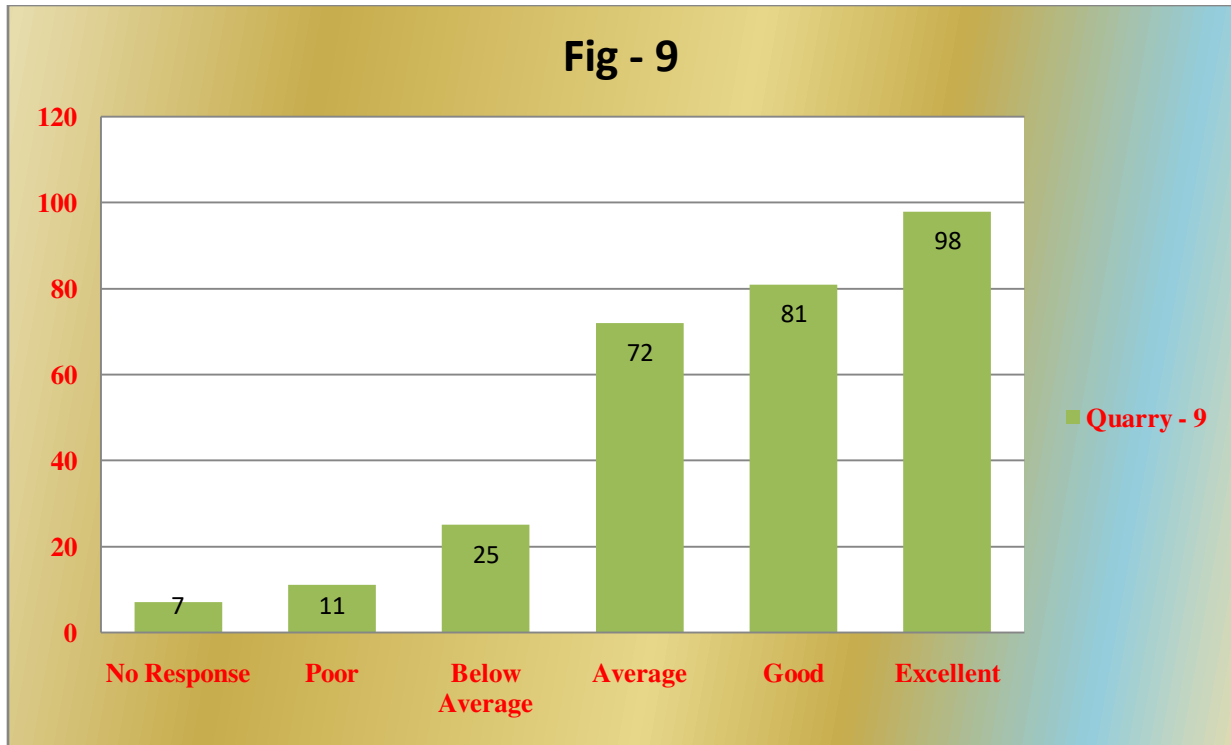
In the **Quarry No 7** it was asked to the parents that whether skill learning program is there in the curriculum for better result in the placement activities or not. Analyzing the data it was found that 5 have not responded to the questions, 14 responded that the content is poor to meet the needs demands of the industry. 23 responded as below average, 74 responded as average, 82 responded as good and 96 responded that the content is excellent to meet the needs and demand of the programme. It represents that more than 80% of the parents responded that the college is taking good care of placements and they are happy and given good or excellent responses according to the questionnaire scale. (**Vide Fig-7**).



In the **Quarry No 8** it was asked to the parents that whether Placement/ career counseling activities in the institution were important to the students for their curriculum or not. Analyzing the data it was found that 15 responded that the content is poor to meet the needs demands of the industry.22 responded as below average, 73 responded as average, 86 responded as good and 93 responded that the content is excellent to meet the needs and demand of the programme. It represents that more than 92 responded that the Placement/ career counseling activities in the institution were very important and valuable for the students to continue their curriculum and given good or excellent responses according to the questionnaire scale.

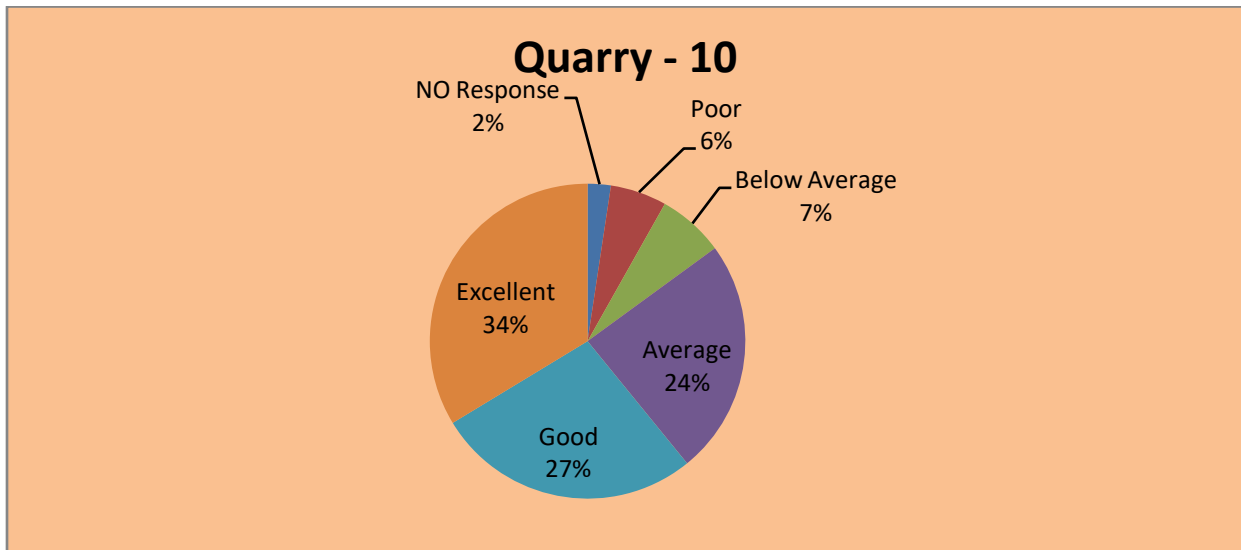
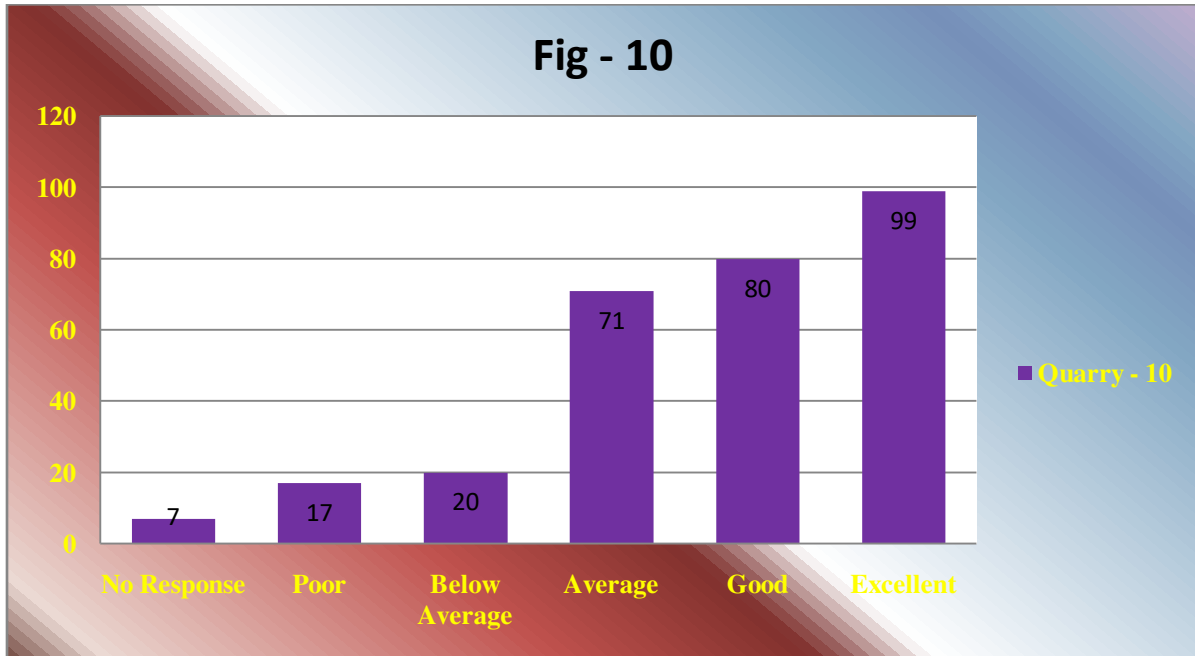


In the **Quarry No 9** it was asked to the parents that whether Cultural activities in the institution were important to the students for their curriculum or not. Analyzing the data it was found that 11 responded that the content is poor to meet the needs demands of the industry.25 responded as below average, 72 responded as average, 81 responded as good and 98 responded that the content is excellent to meet the needs and demand of the programme. It represents that more than 87% of the parents responded that the Cultural activities in the institution were very important and valuable for the students to continue their curriculum and given good or excellent responses according to the questionnaire scale. (**Vide Fig-9**).



In the **Quarry No 10** it was asked to the parents that whether Transparency in the examination and evaluation system of the institution were important to the students for their curriculum or not. Analyzing the data it was found that 17 responded that the content is poor to meet the needs demands of the industry. 20 responded as below average, 71 responded as average, 80 responded as good and 99 responded that the content is excellent to meet the needs and demand of the programme. It represents that more than 92% of the parents responded that the Transparency in the examination and evaluation system of the institution were very important

and valuable for the students to continue their curriculum and given good or excellent responses according to the questionnaire scale. (Vide Fig-10).



Discussion

After statistical analysis it was found that regarding overall personality development, importance of practical classes, field visit to face the industry, effective delivery of curriculum, skill enhancement programme, placement and career counseling, cultural activity and transparency in examination the college sustain an excellent administration for overall development of the students

Students Feedback Analysis on Curriculum 2021-2022

The college collected off line & online feedback on curriculum issuing a hard copy of Student Feedback about Curriculum (Annexure - 1) to all the students of all departments. After collecting the filled up forms it was found that only 1932 forms with response deposited by the students to the respective in charges.

Analyzing the responses as data it was found that 94.47% of total students given their responses as feedback on curriculum. After issuing the forms it was instructed to the student to feel free to response each and every quarry.

The questionnaire was framed in five points scale containing 10 quarries. The scores were from 1 to 5 being very poor, poor, mediocre, good and excellent respectively.

Discussion

After statistical analysis it was found that regarding employability in respect of industry needs and demands, technical skill to face the industry the curriculum to be updated to meet the demands of the students so that the students get opportunity to be absorbed by different industry as per following:

1. The curriculum to be revised to face different National Scholarship Examinations like NET, GATE, JAM and CUET, Stale level examination like SET, CSSC etc. so that the students may compete with nationwide other university students.
2. Hence questions may be arisen to meet the demands of the students at earliest possibility. In view of NEP 2020 all curriculums to be revised with special emphasis with skill enhancement and employability of the students.
3. In case of communicative skill development in the curriculum Spoken English may be introduced in all levels of course of studies.

4. The Practical area of the syllabus to be more balancing with the Theory part of the curriculum

After analysis of the data and preparing a brief report the IQAC coordinator placed the report to the principal for farther action, consequently the principal placed the report to the G. B. of the college. The G. B. of the college made a thorough discussion on the report and recommended to take necessary action by the principal with a request to forward the analyzed report to the university authority for necessary action

A Report on Teachers Feedback Analysis about curriculum 2021-2022

In the area of curriculum delivery, it was found that out of 115 teachers, 112 participated in the curriculum feedback programme, which was online/offline in nature. There were 77 male teachers and 35 female teachers among the respondents.

A report on Employers Feedback Analysis 2021-2022

The college collected offline feedback on curriculum issuing a hard copy of Employers Feedback (Annexure - IV) to all the Employers of all departments. After collecting the filled up forms it was found that only 6 forms with response deposited by the Employers to the respective in charges.

Analyzing the responses as data it was found that 78.50% of total Employers given their responses as feedback. After issuing the forms it was instructed to the Employers to feel free to response each and every quarry.

The questionnaire was framed in four points scale containing 10 quarries. The scores were from 1 to 4 being Unsatisfactory, satisfactory, good and Very good respectively.

Discussion:

After statistical analysis it was found that regarding overall employability of the General communication skill/Interpersonal skill and leadership, team working abilities, Integrity, Competitiveness, Adoptability to additional work commitment, Open to new ideas and learning new techniques, Commitment towards vision & mission of the organization, inclination towards social responsibilities, the overall rating and many Suggestions of the employers were very good.

A Report on Alumni Feedback Analysis 2021-2022

The register Alumni of the college and many departments of the college have arranged many alumni meeting for academic enrichment or feedback collection on curriculum through offline mode during last academic year 2021-2022. In the area of curriculum delivery, it was found that

out of 1700 students only 464 students participated in the feedback programme. There were 280 male students and 184 female students among the respondents.

In the area of categorising the UG and PG study, it was found that among the respondents, 304 were completed bachelor's degrees and 160 were completed master's degrees. As the college has no provision to conduct the M. Phil. or Ph. D. programme, no respondents were found from those categories.

A report on Parents Feedback Analysis 2021-2022

The college collected online & offline feedback on curriculum issuing a hard copy of parent Feedback (Annexure - VII) to all the parents of all department students. After collecting the filled up forms it was found that only 294 forms with response deposited by the parents to the respective in charges.

Analyzing the responses as data it was found that 92.59% of total parents given their responses as feedback. After issuing the forms it was instructed to the parents to feel free to response each and every query.

The questionnaire was framed in five points scale containing 10 queries. The scores were from 1 to 5 being poor, below average, average, good and excellent respectively.


Discussion

After statistical analysis it was found that regarding overall personality development, importance of practical classes, field visit to face the industry, effective delivery of curriculum, skill enhancement programme, placement and career counseling, cultural activity and transparency in examination the college sustain an excellent administration for overall development of the students

After analysis of the data and preparing a brief report the IQAC coordinator placed the report to the principal for further action, consequently the principal placed the report to the G. B. of the college. The G. B. of the college made a thorough discussion on the report and recommended to take necessary action by the principal with a request to forward the analyzed report to the university authority for necessary action.


20/09/2022
IQAC Co-ordinator
Mugberia Gangadhar Mahavidyalaya


20.9.22
PES and
GB member


20/09/2022
NACE Coordinator


20.09.2022
Principal
Mugberia Gangadhar Mahavidyalaya

MUGBERIA GANGADHAR MAHAVIDYALAYA
P.O.-BHUPATINAGAR, Dist.-PURBA MEDINIPUR, PIN-721425, WEST BENGAL.



INDIA

NAAC Re-Accredited B⁺ LEVEL Govt. aided College
CPE (Under UGC XII Plan) & NCTE Recognized Institution
DBT Star College Scheme Award Recipient

E-mail:

mugberia_college@rediffmail.com//www.mugberiagangadharmahavidyalaya.ac.in

Ref. No. MGM/CIA/VC VU/91/2021-22

Date: 20.09.2022

To
Inspector of Colleges,
Vidyasagar University,
Midnapore,
Paschim Medinipur, W. B.

Office of the Inspector of Colleges
VIDYASAGAR UNIVERSITY
Midnapore-721102

Received but Content not verified

Signature with date

22/09/2022

Sub: Submission of Students' Feedback Report of 2021-2022.

Sir,

I am submitting herewith the Report of Students' Feedback on Curriculum of 2021-2022 with the following points raised by the students in the area of suggestion for your kind consideration.

- The curriculum to be framed emphasising present demand in post graduate study in all subject so that the employability of the students may increase.
- The students suggested to increase working day by reducing time for examination.
- The examination schedule to be framed by scheduling all odd or even semester in consecutive days so that all semester examination will be completed within minimum time.
- The practical examinations of physical education will be completed before theory examination

Thanking You.

Yours Sincerely,

 20.09.2022

(Dr. Swapan Kumar Misra)

Principal

Principal

Mugberia Gangadhar Mahavidyalaya





MUGBERIA GANGADHAR MAHAVIDYALAYA

P.O.—BHUPATINAGAR, Dist.—PURBA MEDINIPUR, PIN.—721425, WEST BENGAL, INDIA

NAAC Re-Accredited B+Level Govt. aided College

CPE (Under UGC XII Plan) & NCTE Approved Institutions

DBT Star College Scheme Award Recipient

E-mail : mugberia_college@rediffmail.com // www.mugberiangangadharmahavidyalaya.ac.in

1.4.1: Institution obtains feedback on the academic performance and ambience of the institution from various stakeholders, such as Students, Teachers, Employers, Alumni etc. and action taken report on the feedback is made available on institutional website

Feedback analysis report submitted to appropriate bodies

Students Feedback Analysis on Curriculum 2021

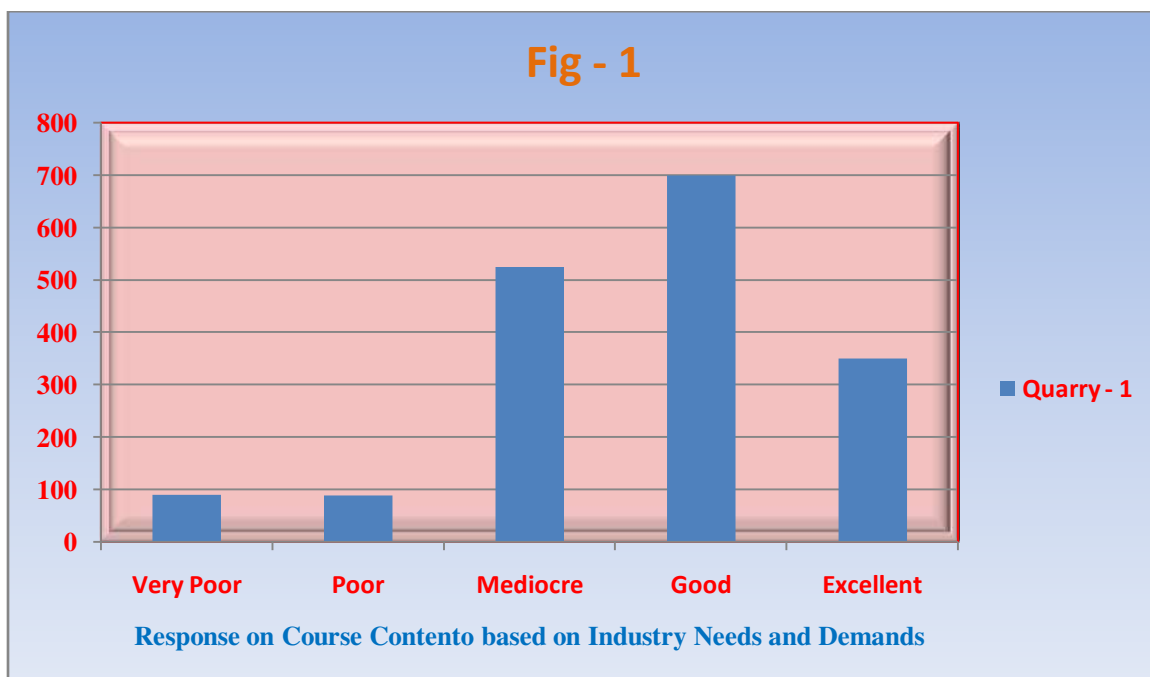
The college collected online feedback on curriculum issuing a hard copy of Student Feedback About Curriculum (Annexure - 1) to all the students of all departments. After collecting the filled up forms it was found that only 1752 forms with response deposited by the students to the respective in charges.

Analyzing the responses as data it was found that 94.47% of total students given their responses as feedback on curriculum. After issuing the forms it was instructed to the student to feel free to response each and every quarry.

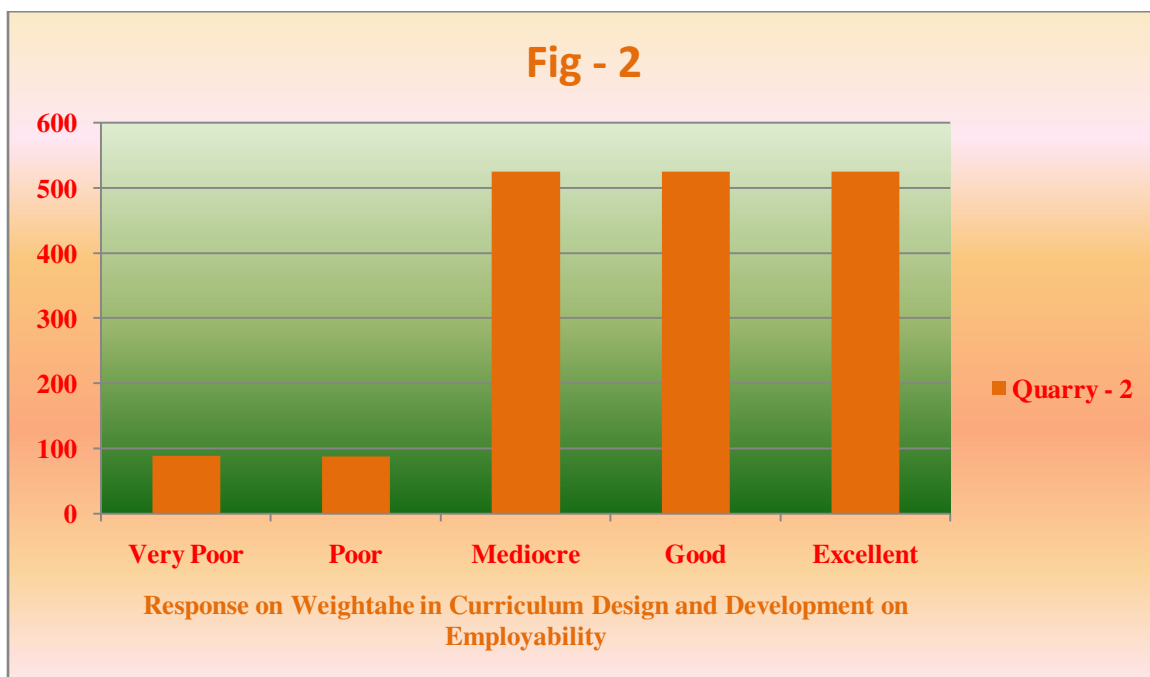
The questionnaire was framed in five points scale containing 10 quarries. The scores were from 1 to 5 being very poor, poor, mediocre, good and excellent respectively.

Response	Q1	Q2	Q3	Q4	Q5	Q6	Q7	Q8	Q9	Q10
Very Poor	89	89	72	35	52	52	36	87	88	88
Poor	88	88	105	53	54	53	53	88	83	70
Mediocre	525	525	385	280	245	288	87	211	175	193
Good	700	525	490	648	648	666	385	683	700	648
Excellent	350	525	700	736	753	753	1191	683	700	753

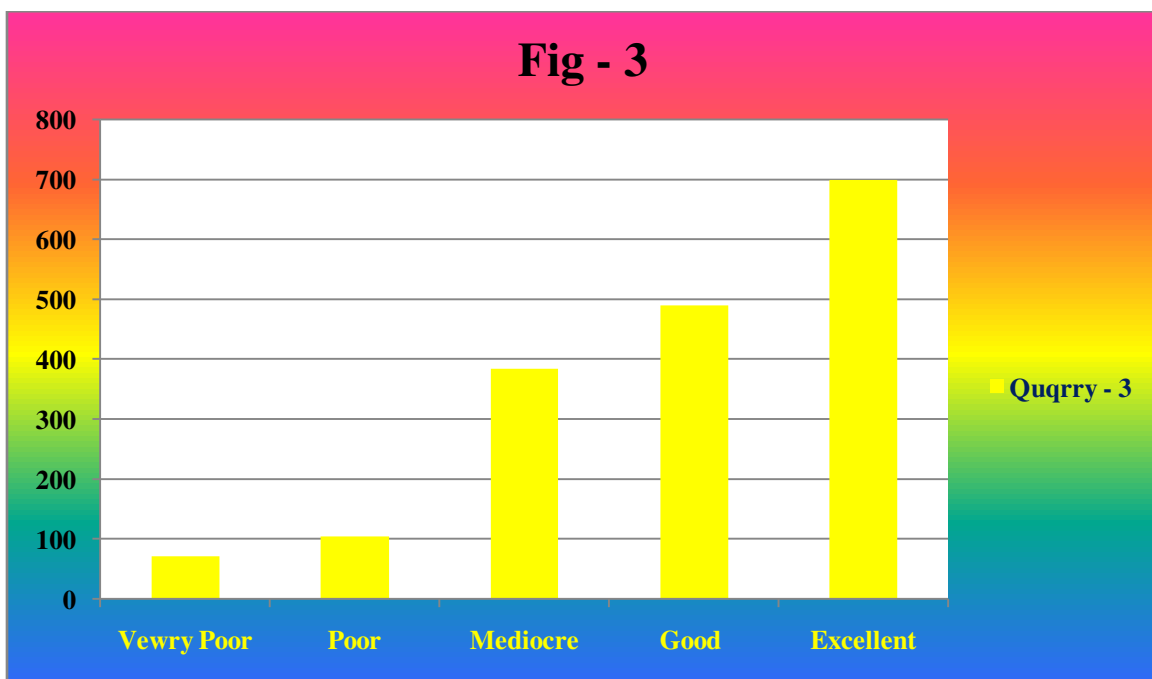
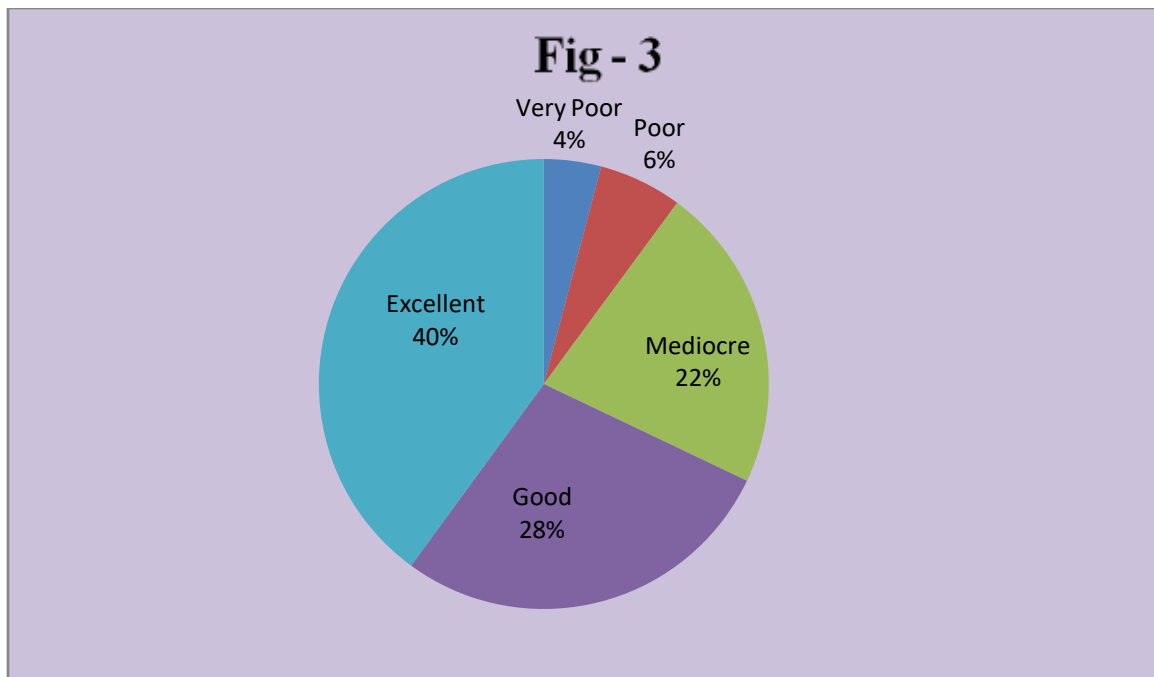
In the **Quarry No 1** it was asked to the students that the course content is to what extend meet the needs and demands of the industry or the employing authority. Analyzing the data it was found that 5% of the students responded that the course content is very poor to meet the needs demands of the industry. 5% students responded as poor, 40% of the students responded as mediocre, 30% of the students responded as good and 20% of the students responded that the course content is excellent to meet the needs and demand of the industry. It represents that less than 55% of the students responded that the course content is not excellent to meet the needs and demand of the industry, as most of the students of this college are studying in Humanities section and their provision of job opportunity is only in educational institutions. They are not getting any opportunity even to make application against their candidature as there is no advertisement by the CSSC, W. B. since a long time. (**Vide Fig-1**)



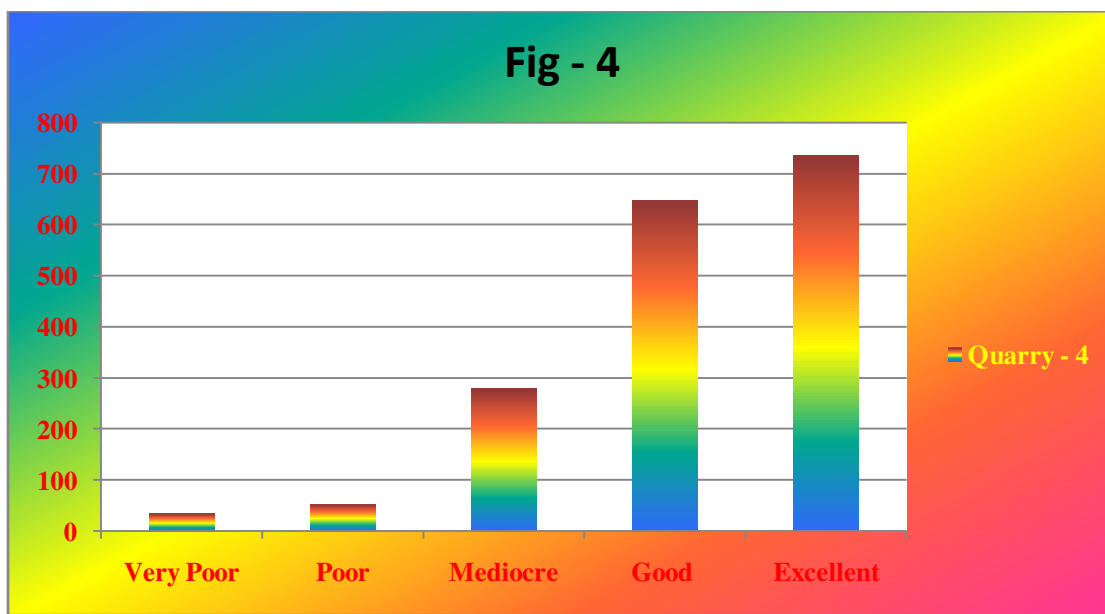
In the **Quarry No 2** it was asked to the students that the course content is to what extent weightage is imposed in the curriculum for employability. Analyzing the data it was observed that 5% of the students responded that the course content is very poor to meet the employability. 5% students responded as poor, 30% of the students responded as mediocre, 30% of the students responded as good and 30% of the students responded that the course content is excellent to meet the employability. (**Vide Fig-2**)



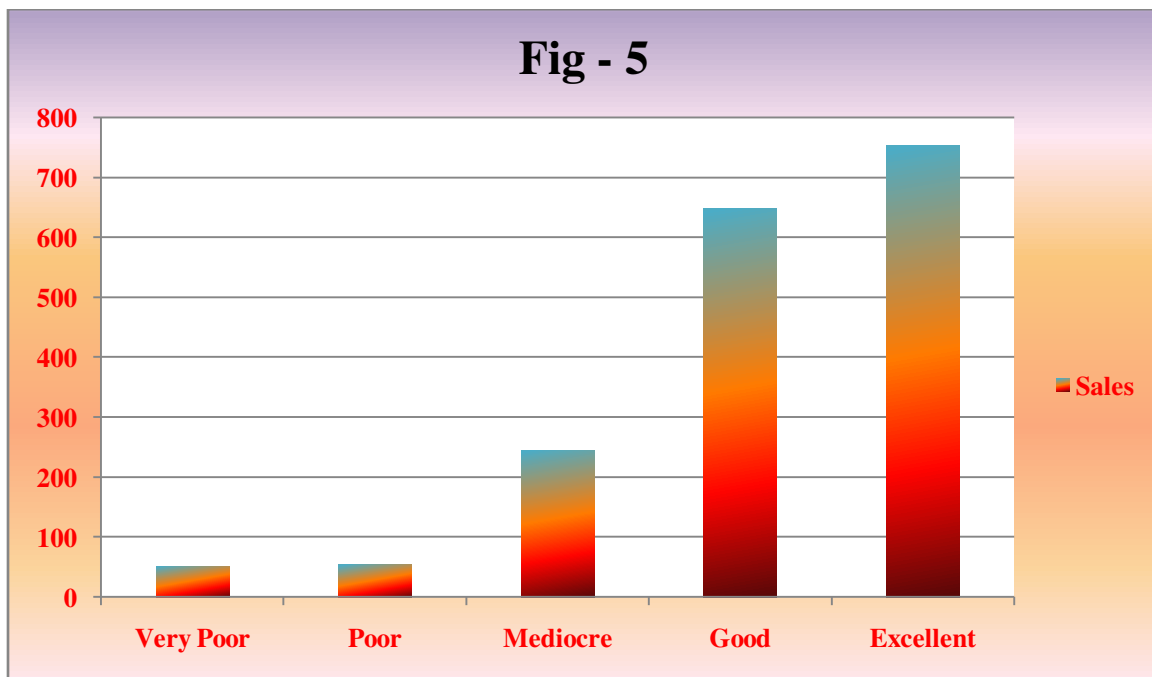
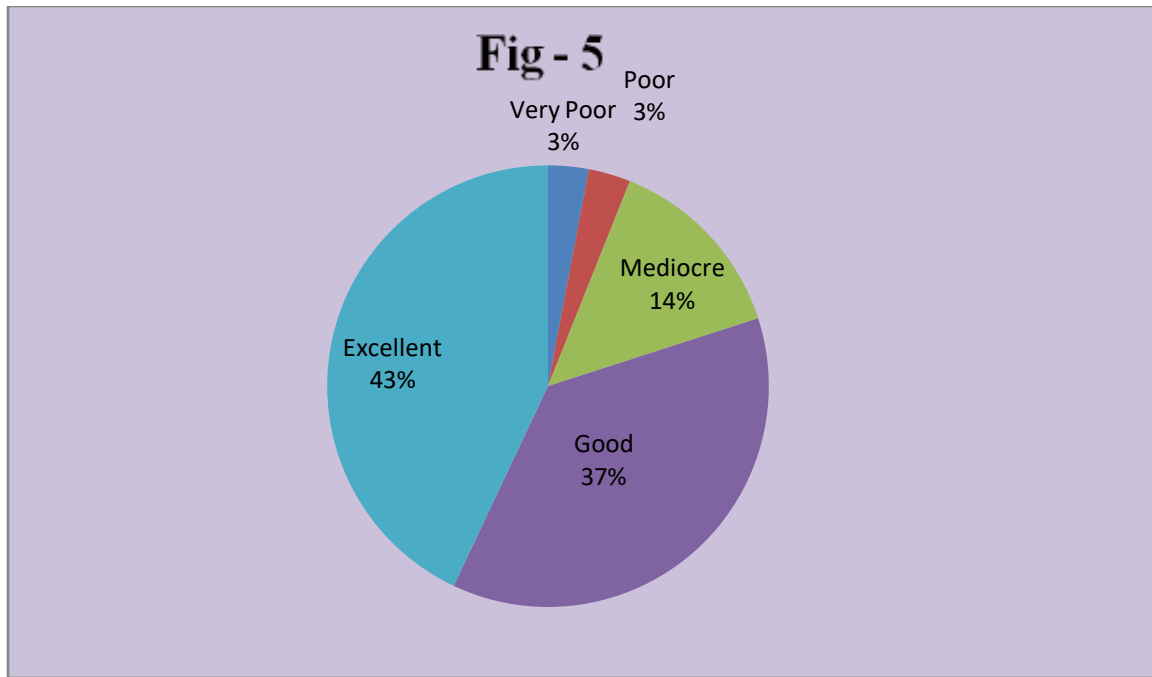
In the **Quarry No 3** it was asked to the students that is the course content suitable for NET / GATE / JAM / SET Examination? Analyzing the data it was observed that 4% of the students responded that the course content is very poor to meet the employability. 6% students responded as poor, 22% of the students responded as mediocre, 28% of the students responded as good and 40% of the students responded that the course content is excellent to meet the employability. (**Vide Fig-3**).



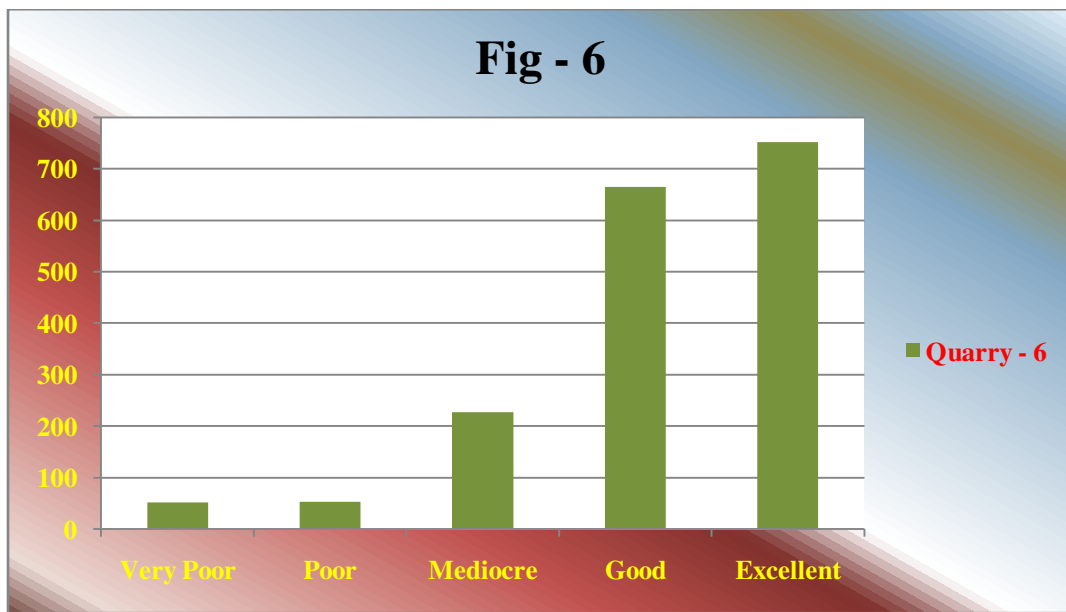
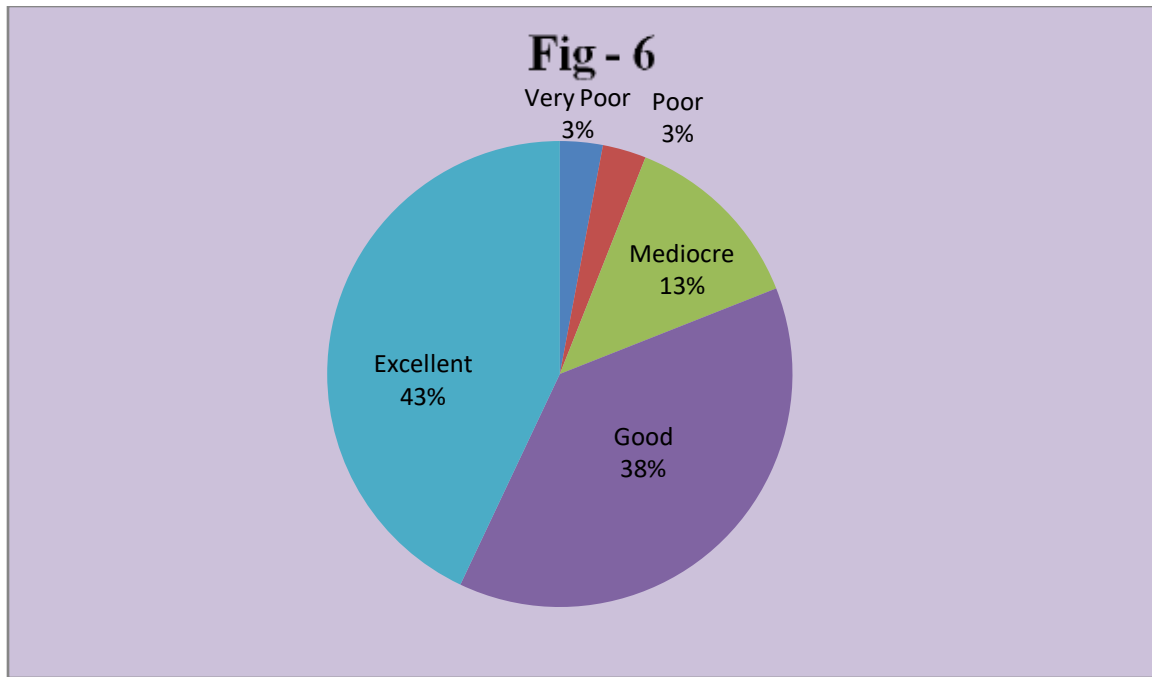
In the **Quarry No 4** it was asked to the students about the balance between theory and practical in the course content. Analyzing the data it was observed that 2% of the students responded that the course content is very poor to meet the employability. 3% students responded as poor, 16% of the students responded as mediocre, 37% of the students responded as good and 42% of the students responded that the course content is excellent to meet the employability. (Vide Fig-4).



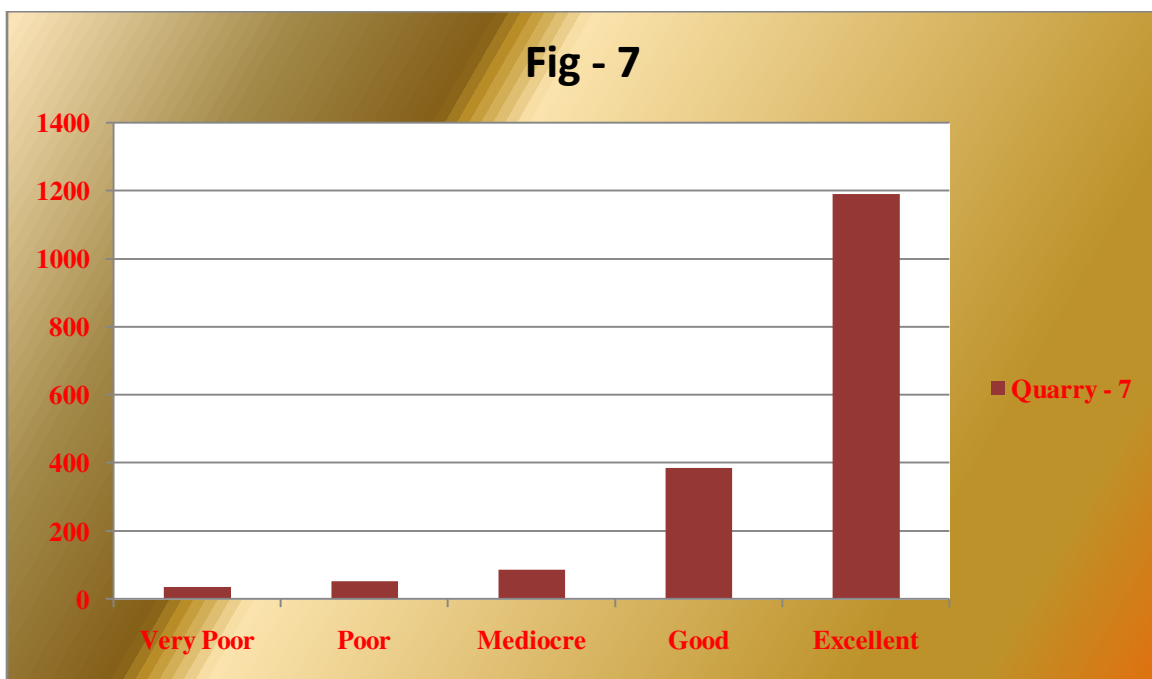
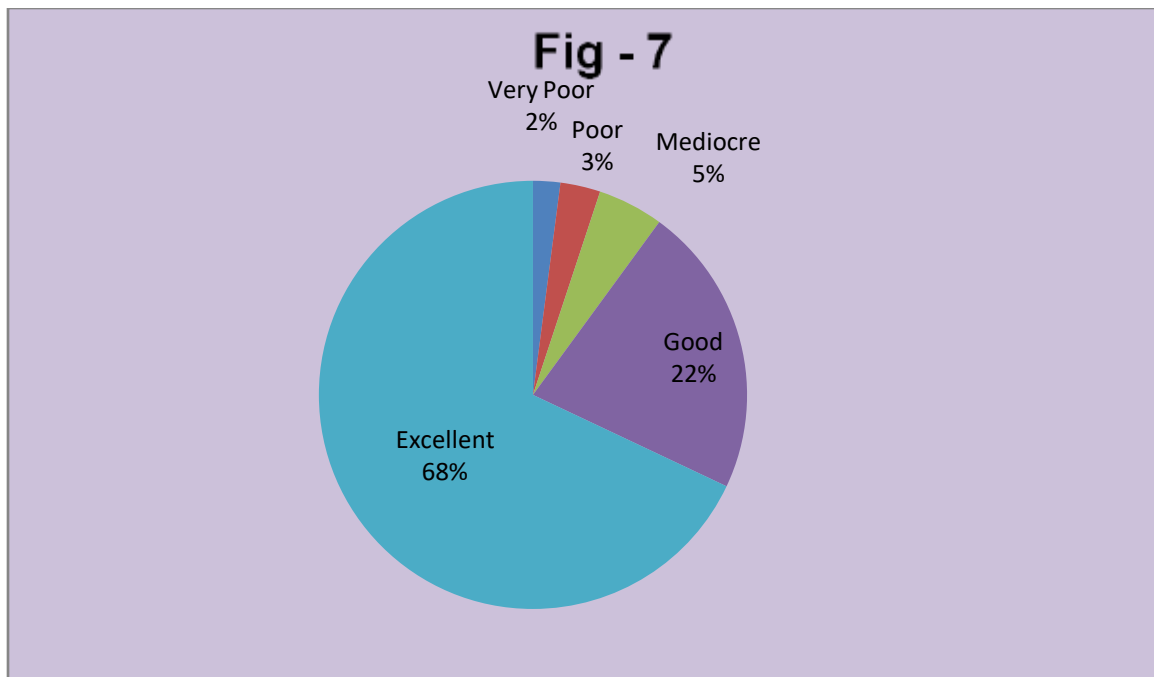
In the **Quarry No 5** it was asked to the students about the practical experience enhanced understanding the concept of theory. Analyzing the data it was observed that 3% of the students responded that the course content is very poor to meet the employability. 3% students responded as poor, 14% of the students responded as mediocre, 37% of the students responded as good and 43% of the students responded that the course content is excellent to meet the employability. (Vide Fig-5).



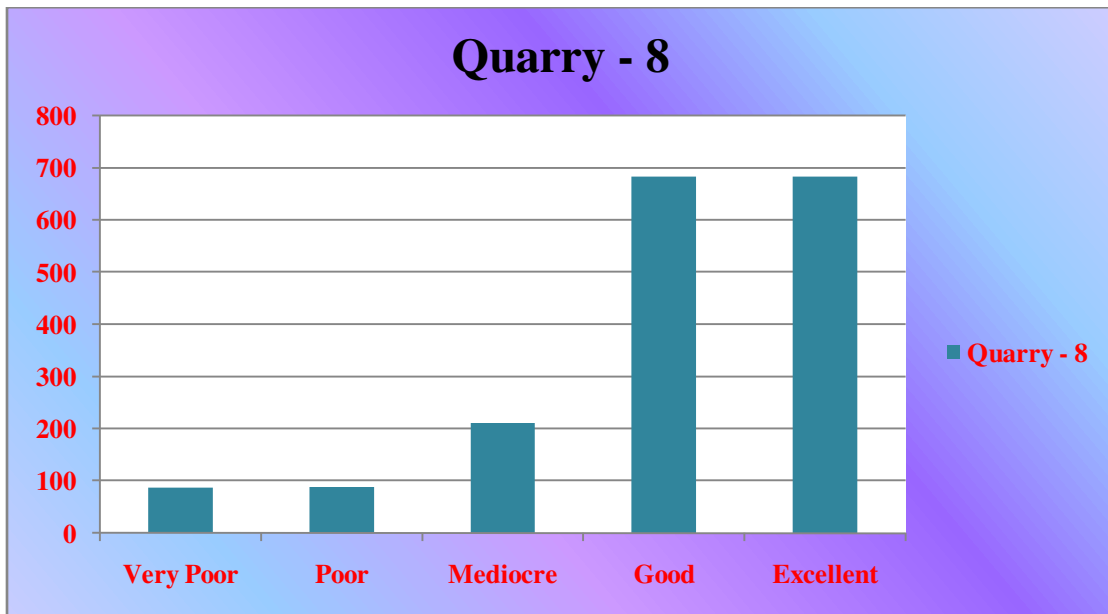
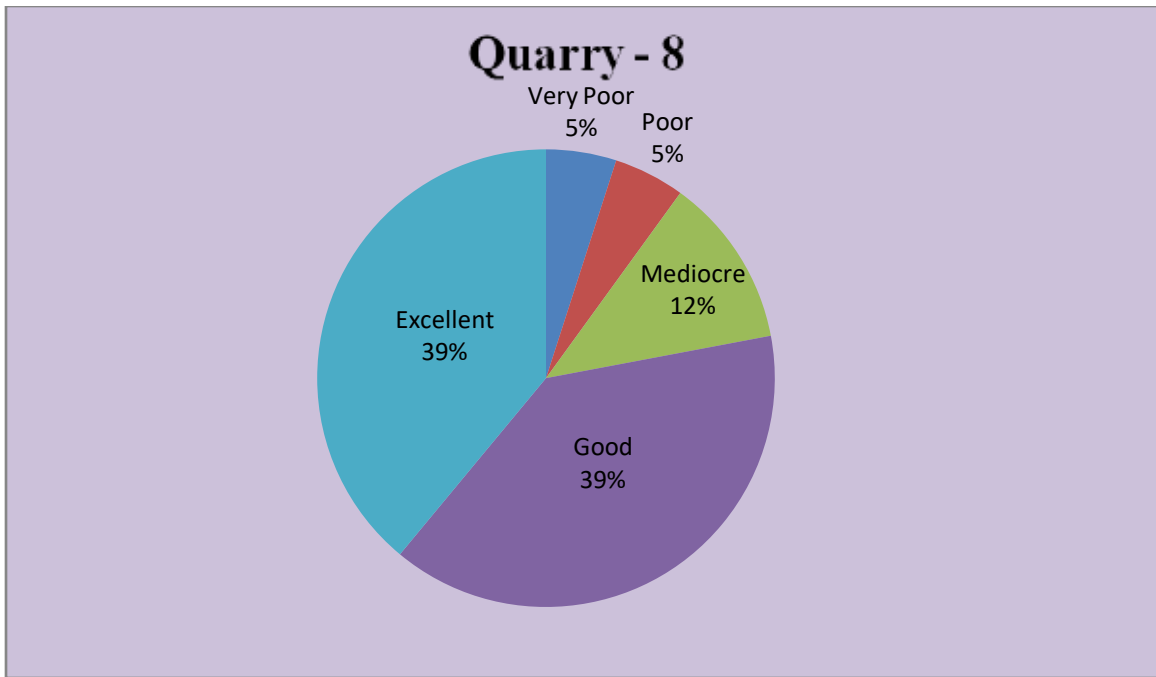
In the **Quarry No 6** it was asked to the students that is the course enhance technical skill to face the industry? Analyzing the data it was observed that 3% of the students responded that the course content is very poor to meet the employability. 3% students responded as poor, 13% of the students responded as mediocre, 38% of the students responded as good and 43% of the students responded that the course content is excellent to meet the employability. (**Vide Fig-6**).



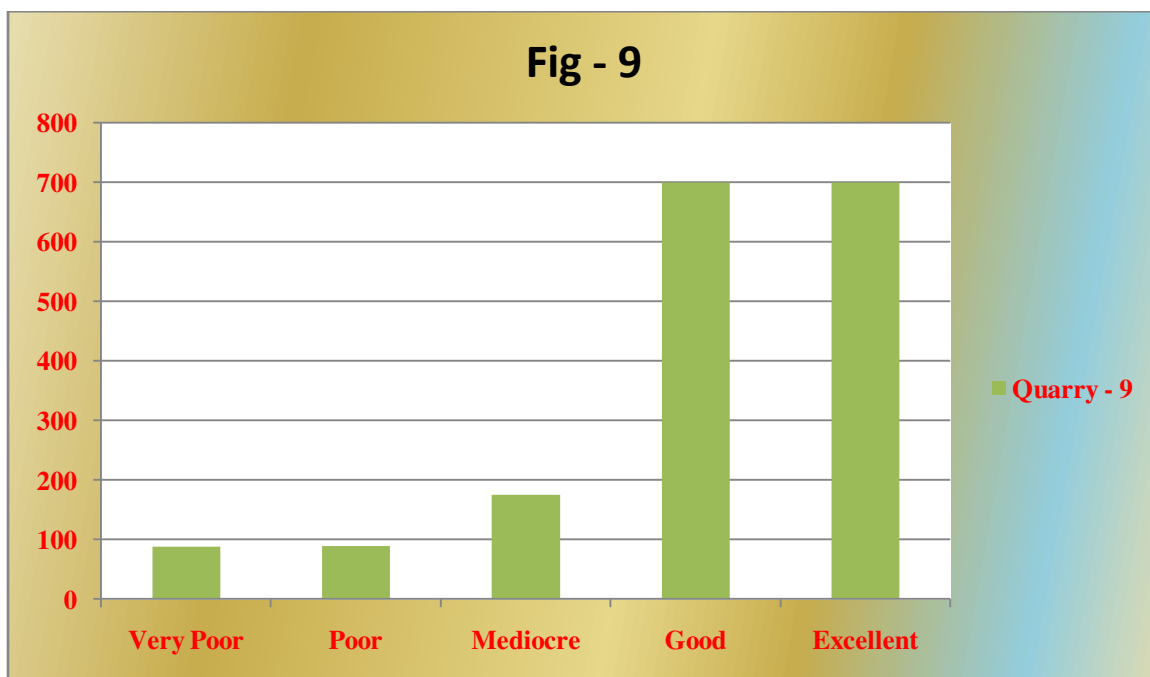
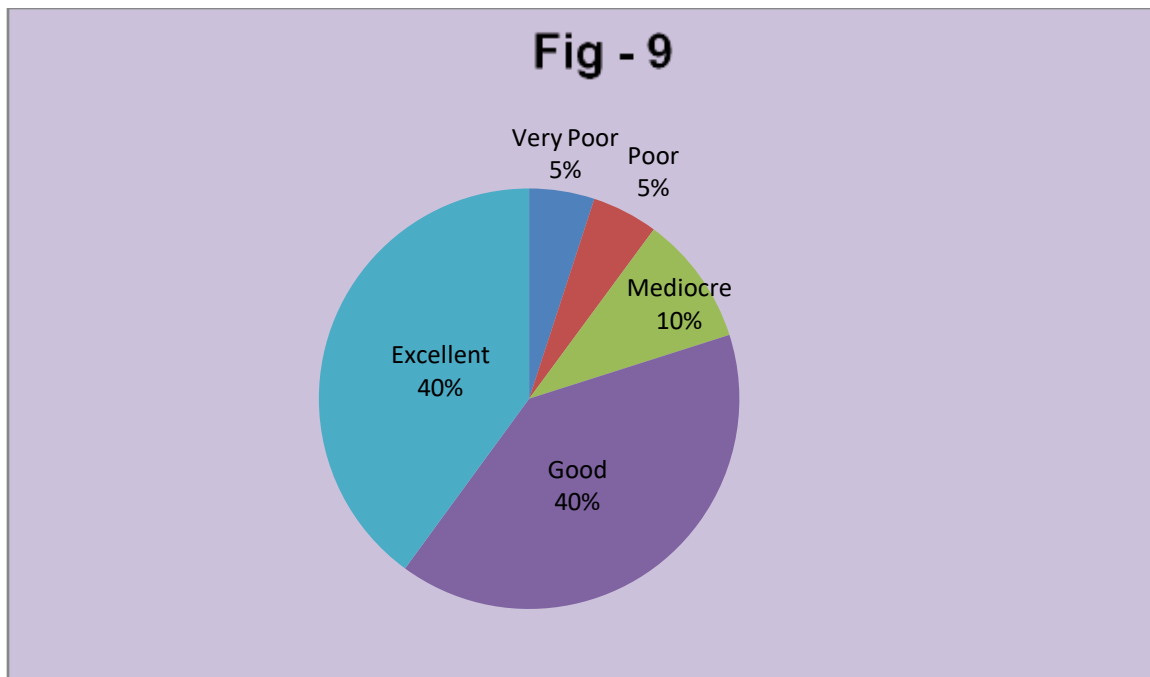
In the **Quarry No 7** it was asked to the students that the curriculum updated from time to time or not? Analyzing the data it was observed that 2% of the students responded that the course content is very poor to meet the employability. 3% students responded as poor, 5% of the students responded as mediocre, 22% of the students responded as good and 68% of the students responded that the course content is excellent to meet the employability. (**Vide Fig-7**).



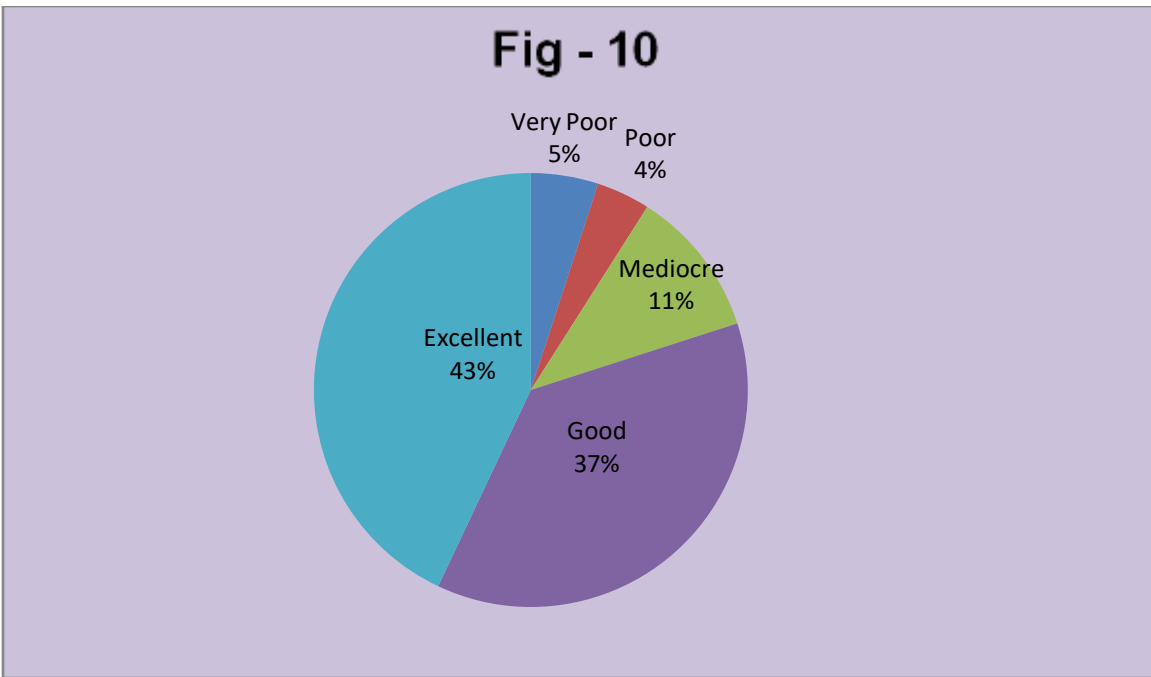
In the **Quarry No 8** it was asked to the students whether the curriculum is competent in Global Education System or not? Analyzing the data it was observed that 5% of the students responded that the course content is very poor to meet the employability. 5% students responded as poor, 12% of the students responded as mediocre, 39% of the students responded as good and 39% of the students responded that the course content is excellent to meet the employability. (Vide Fig-8).



In the **Quarry No 9** it was asked to the students whether the curriculum is helpful to attain Higher Study or not? Analyzing the data it was observed that 5% of the students responded that the course content is very poor to meet the employability. 5% students responded as poor, 10% of the students responded as mediocre, 40% of the students responded as good and 40% of the students responded that the course content is excellent to meet the employability. (**Vide Fig-9**).



In the **Quarry No 10** it was asked to the students whether the curriculum is simulating to create interest in the subject areas or not? Analyzing the data it was observed that 5% of the students responded that the course content is very poor to meet the employability. 4% students responded as poor, 11% of the students responded as mediocre, 37% of the students responded as good and 43% of the students responded that the course content is excellent to meet the employability. (**Vide Fig-10**).



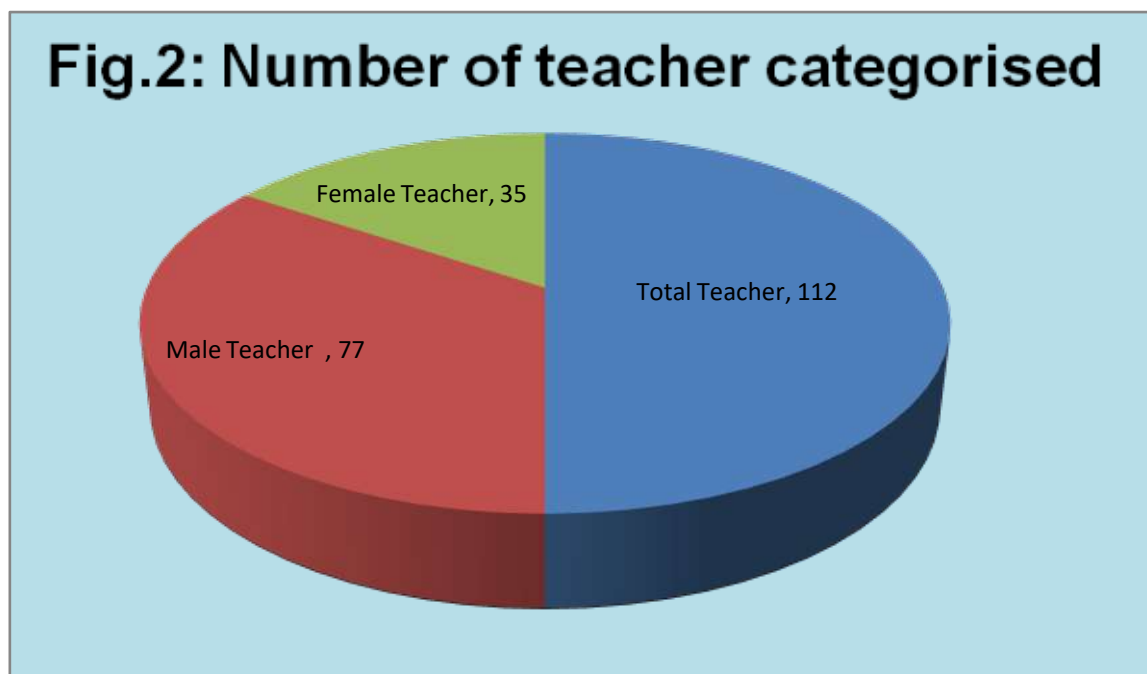
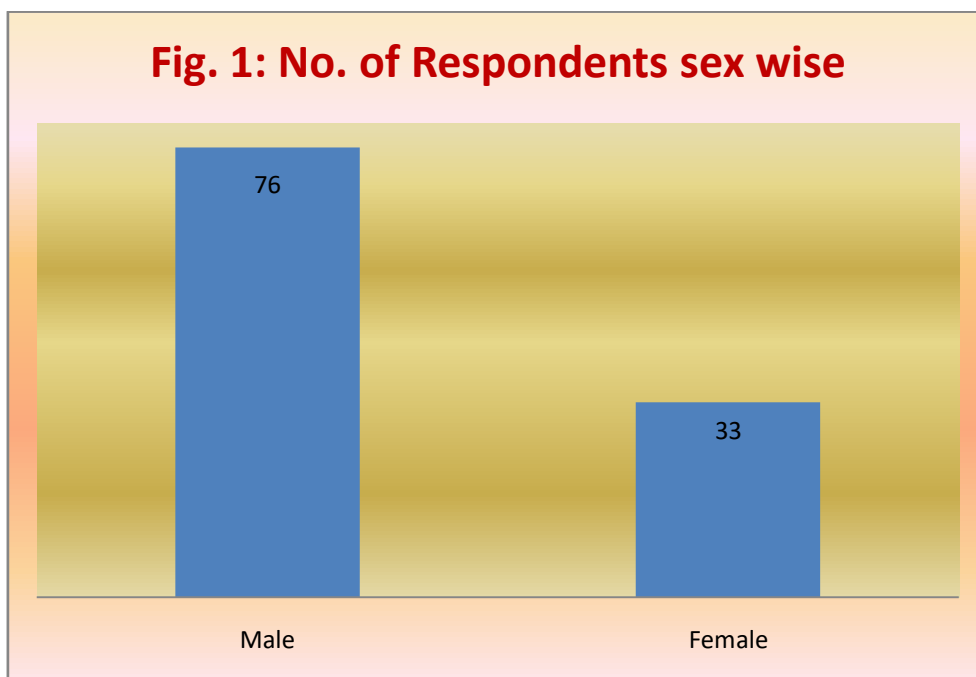
Discussion

After statistical analysis it was found that regarding employability in respect of industry needs and demands, technical skill to face the industry the curriculum to be updated to meet the demands of the students so that the students get opportunity to be absorbed by different industry as per following:

1. The curriculum to be revised to face different National Scholarship Examinations like NET, GATE, JAM and CUET, State level examination like SET, CSSC etc. so that the students may compete with nation wise other university students.
2. Hence questions may be arisen to meet the demands of the students at earliest possibility. In view of NEP 2020 all curriculum to be revised with special emphasis with skill enhancement and employability of the students.
3. In case of communicative skill development in the curriculum Spoken English may be introduced in all levels of course of studies.
4. The Practical area of the syllabus to be more balancing with the Theory part of the curriculum

A Report on Teacher Feedback Analysis about curriculum 2021

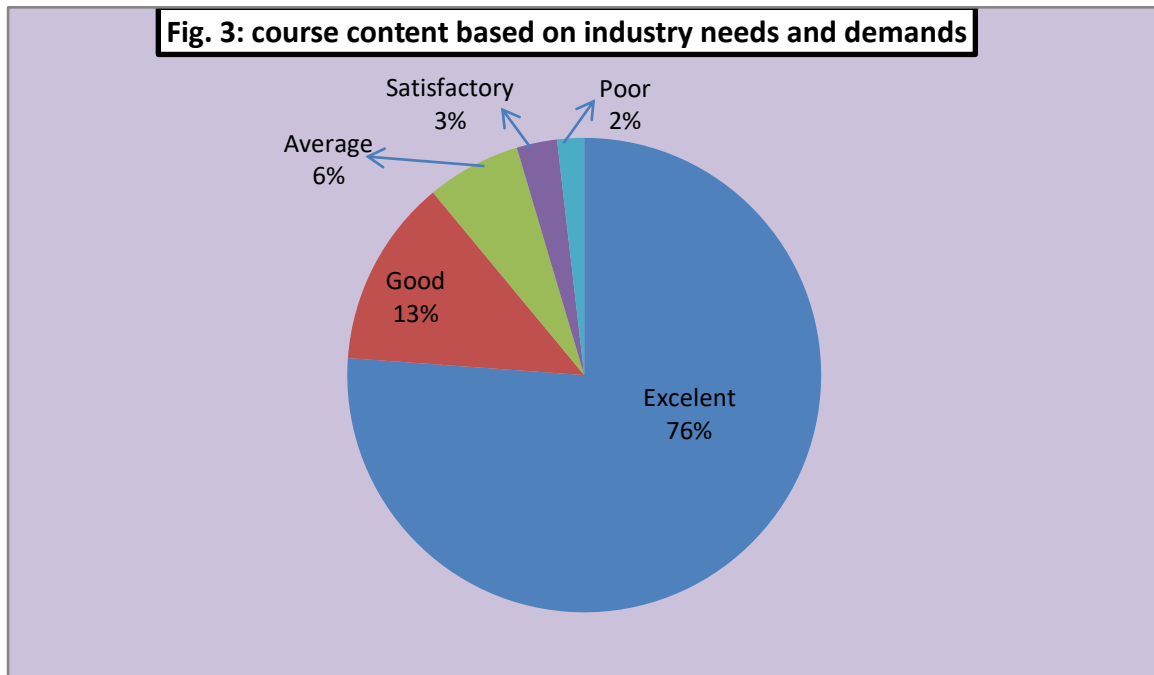
In the area of curriculum delivery, it was found that out of 112 teachers, 109 participated in the curriculum feedback programme, which was online/offline in nature. There were 76 male teachers and 33 female teachers among the respondents. **Vide Fig. 1 & 2**



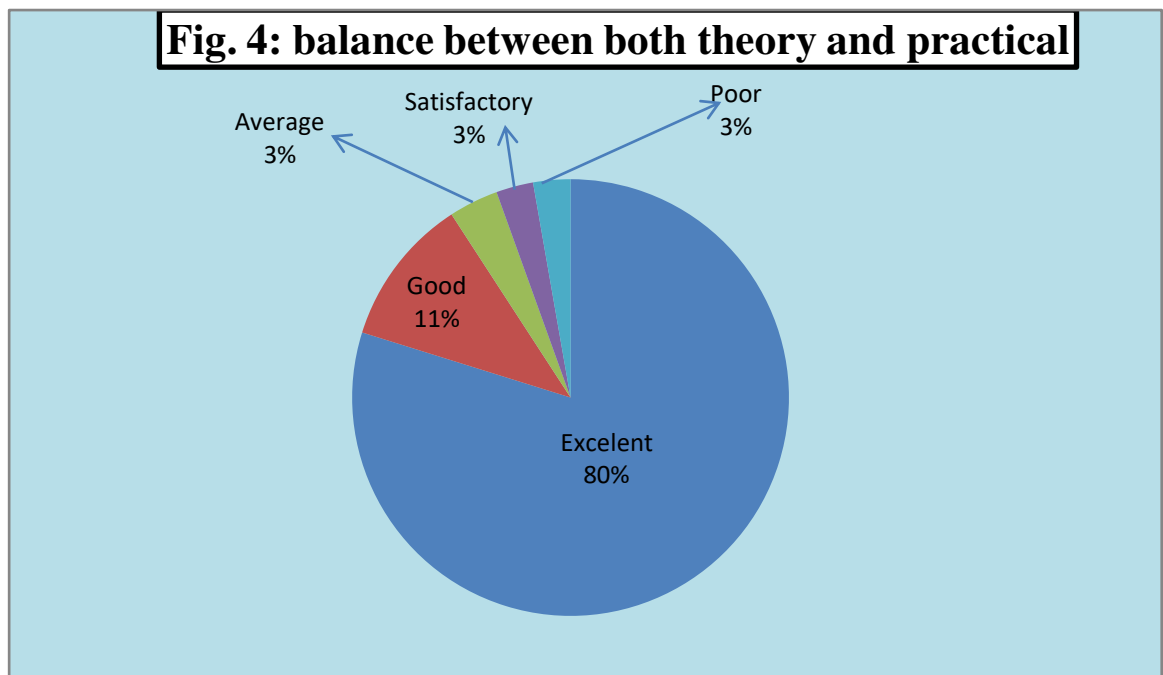
The respondents were faced with 16 questions on a five-point scale in a questionnaire approved by IQAC covering the areas of teacher's feedback about curriculum.

In query no. 1, in response to question number one about course content based on industry needs and demands, 76 percent of teachers responded excellent, 13 percent

responded good, 6 percent responded average, 3 percent responded satisfactory, and only 2 percent opined that the content of the course does not meet the needs and demands of industry. **Vide Fig. 3**

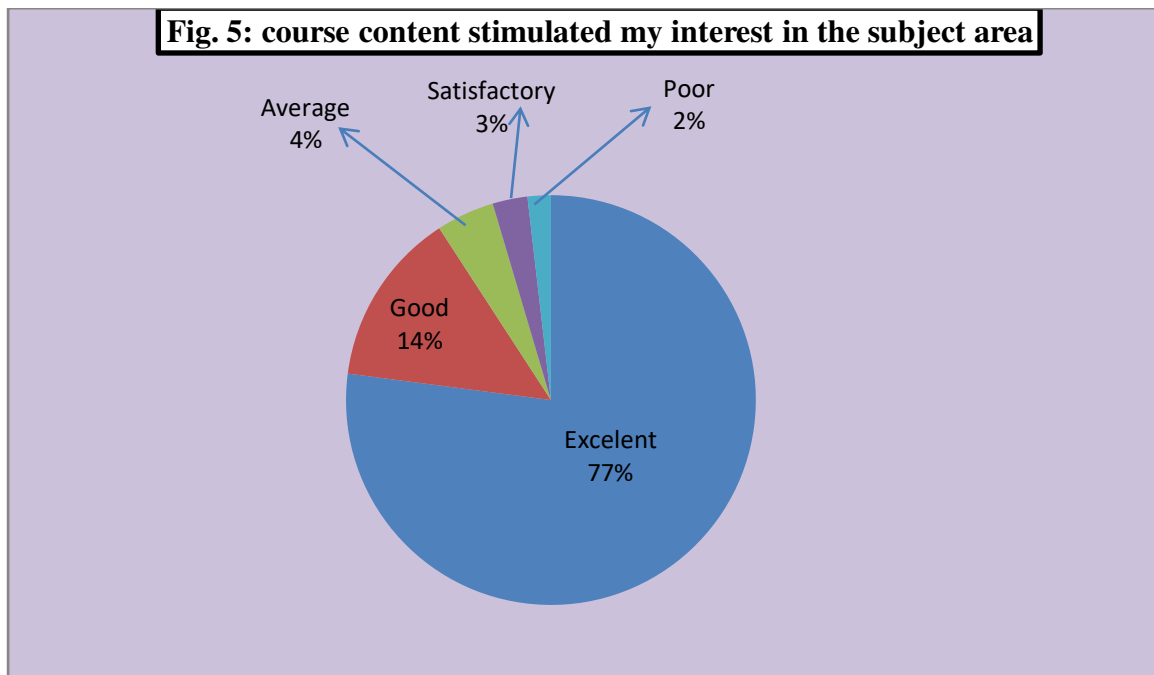


In query no. 2 regarding whether the course has a good balance between both theory and practical application, it was found that 80 percent teacher respondents stated excellent, 11 percent stated very good, 3 percent stated average, 3 percent stated satisfactory, and only 3 percent opined that the course has not good balance between both theory and practical application. **Vide Fig. 4**

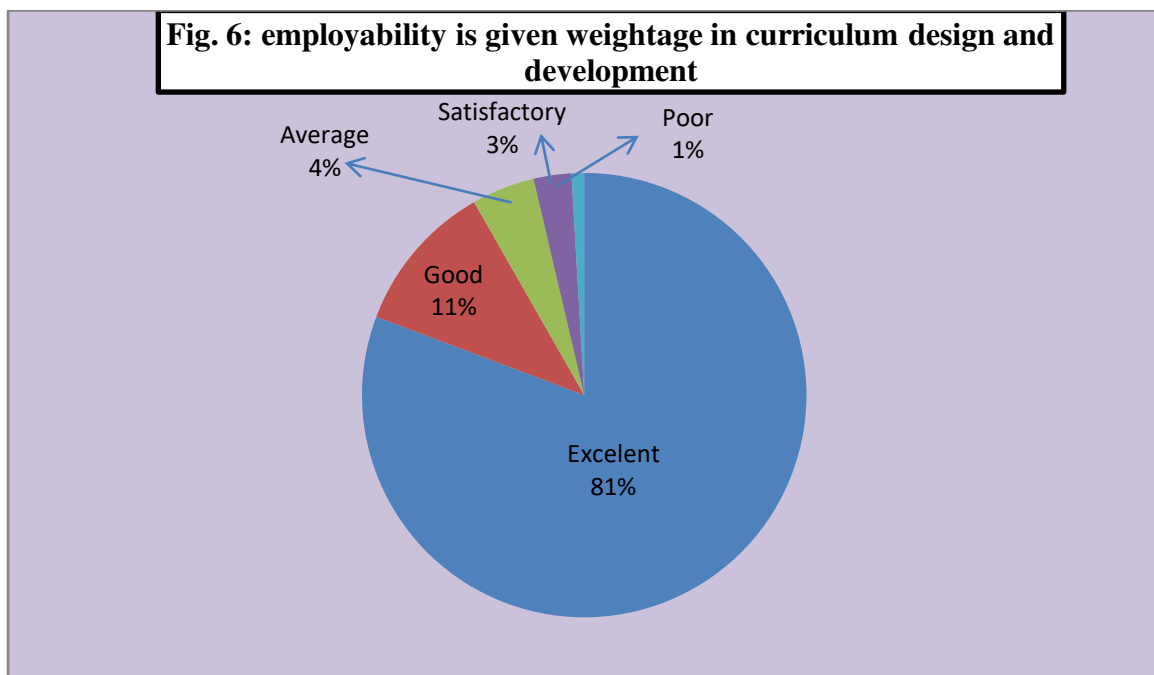


In query no. 3 regarding whether course content stimulated my interest in the subject area, 77 percent of teachers responded "excellent," 14 percent responded "good," 4 percent

responded "average," 3 percent responded "satisfactory," and only 2 percent opined that the content of the course does not interest my subject area. **Vide Fig. 5**

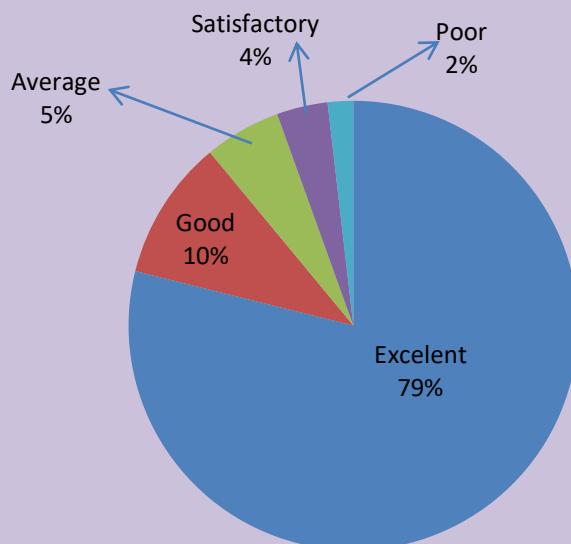


In query no 4 regarding whether employability is given weightage in curriculum design and development, it was found that 81 percent of teacher respondents stated excellent, 11 percent stated very good, 4 percent stated average, 3 percent stated satisfactory, and only 1 percent opined that employability is given weightage in curriculum design and development. **Vide Fig. 6**



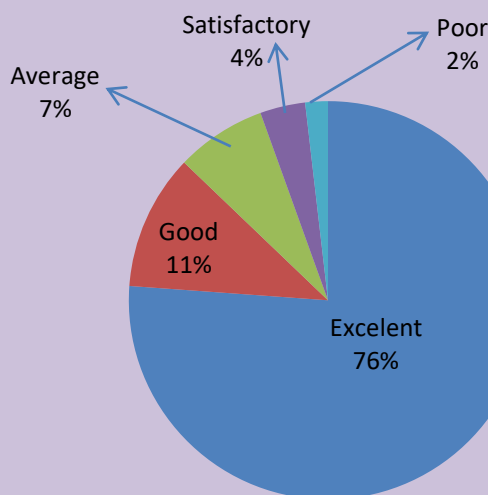
In query no 5 regarding whether curriculum is updated time to time, it was found that 79 percent teacher respondents stated excellent, 10 percent stated very good, 5 percent stated average, 4 percent stated satisfactory, and only 2 percent opined that the curriculum does not updated time to time. **Vide Fig. 7**

Fig. 7: curriculum is updated time to time



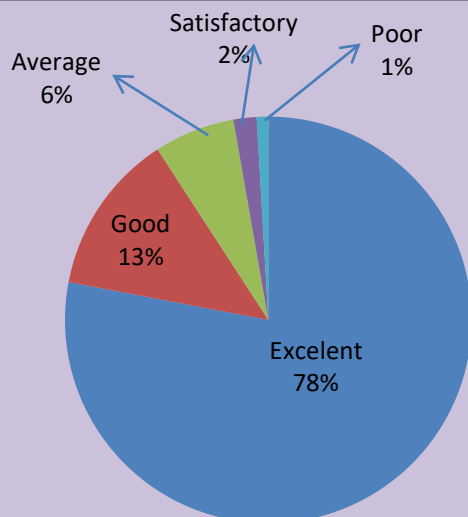
In query no. 6 regarding whether there is freedom to propose, suggest, or modify topics in the syllabus or course content, it was found that 76 percent of teacher respondents stated excellent, 11 percent stated very good, 7 percent stated average, 4 percent stated satisfactory, and only 2 percent opined that the course does not have a freedom to propose, suggest, or modify topics in the syllabus or course content. **Vide Fig. 8**

Fig. 8: freedom to propose, suggest, or modify topics in the syllabus or course content



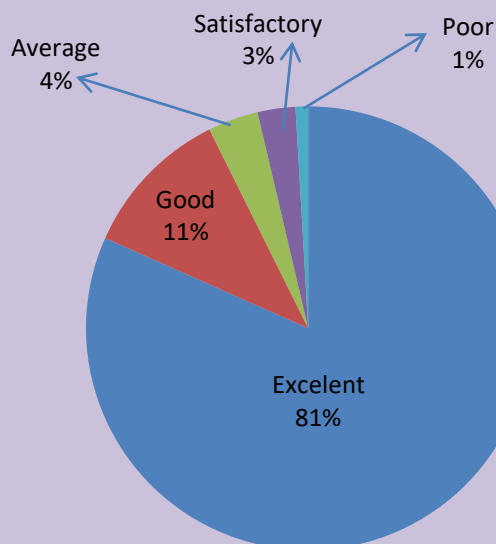
In query no 7 regarding whether there is freedom to innovate and adopt new teaching strategies or methods, it was found that 78 percent of teacher respondents stated excellent, 13 percent stated very good, 6 percent stated average, 2 percent stated satisfactory, and only 1 percent opined that the course does not have a freedom to innovate and adopt new teaching strategies or methods. **Vide Fig. 9**

Fig. 9: freedom to innovate and adopt new teaching strategies or methods



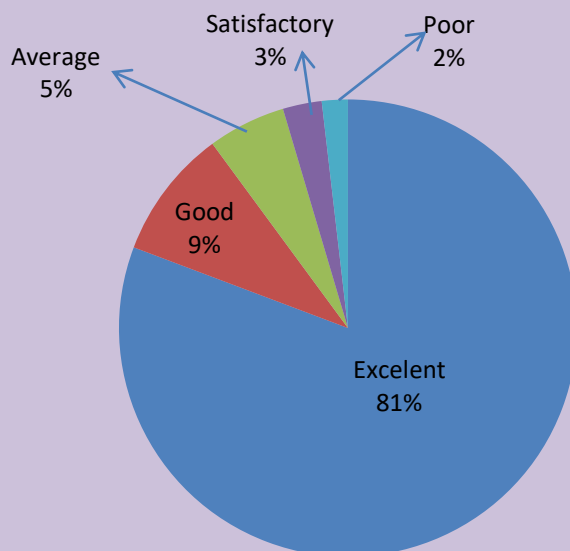
In query no 8 regarding whether have you satisfy for CBCS system, it was found that 81 percent of teacher respondents stated excellent, 11 percent stated very good, 4 percent stated average, 3 percent stated satisfactory, and only 1 percent opined that the course does not satisfy for CBCS system. **Vide Fig. 10**

Fig. 10: satisfy for CBCS system



In query no 9 regarding whether the adequate number of reference books are available in library, it was found that 81 percent of teacher respondents stated excellent, 9 percent stated very good, 5 percent stated average, 3 percent stated satisfactory, and only 2 percent opined that the adequate number of reference books are not available in library. **Vide Fig. 11**

Fig. 11: number of reference books are available in library



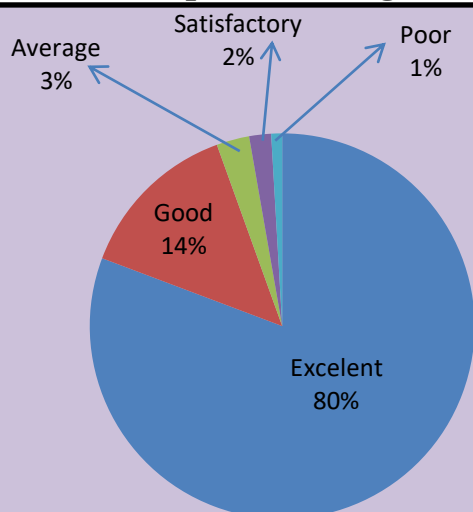
In query no 10 regarding whether the appropriate Teaching aids (audio-visual) are available in lecture theatres, it was found that 80 percent of teacher respondents stated excellent, 12 percent stated very good, 3 presentated average, 3 percent stated satisfactory, and only 2 percent opined that the appropriate Teaching aids (audio-visual) are not available in lecture theatres,. **Vide Fig. 12**

Fig. 12: the appropriate Teaching aids (audio-visual) are available in lecture theatres



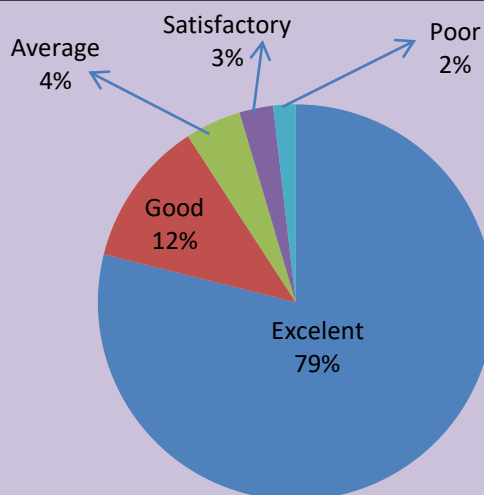
In query no 11 regarding whether the internal examination are conducted in time with adequate coverage of all syllabus, it was found that 80 percent of teacher respondents stated excellent, 14 percent stated very good, 3 percent stated average, 2 percent stated satisfactory, and only 1 percent opined that the internal examination are not conducted in time with adequate coverage of all syllabus. **Vide Fig. 13**

Fig. 13: internal examination are conducted in time with adequate coverage of all syllabus



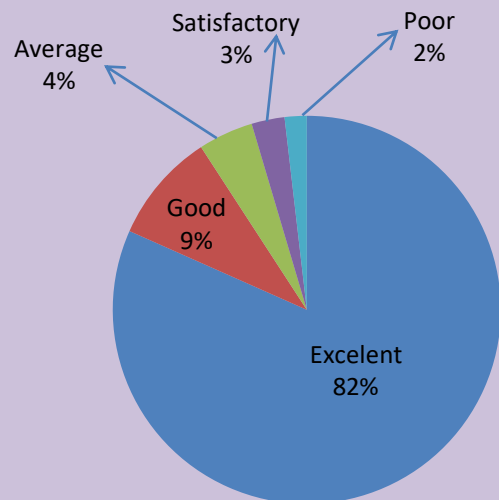
In query no 12 regarding whether the level of satisfaction with Examinations reforms- percentage of theory and practical, it was found that 79 percent of teacher respondents stated excellent, 12 percent stated very good, 4 percent stated average, 3 percent stated satisfactory, and only 2 percent opined that the level of satisfaction are poor with Examinations reforms- percentage of theory and practical. **Vide Fig. 14**

Fig. 14: level of satisfaction with Examinations reforms- percentage of theory and practical



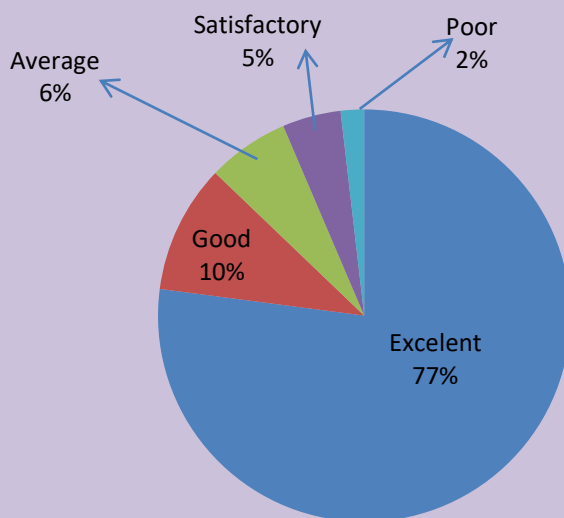
In query no 13 regarding whether the level of satisfaction with inclusion of objective types questions in internal examinations, it was found that 82 percent of teacher respondents stated excellent, 9 percent stated very good, 4 percent stated average, 3 percent stated satisfactory, and only 2 percent are not satisfied with inclusion of objective types questions in internal examinations. **Vide Fig. 15**

Fig. 15: level of satisfaction with inclusion of objective types questions in internal examinations



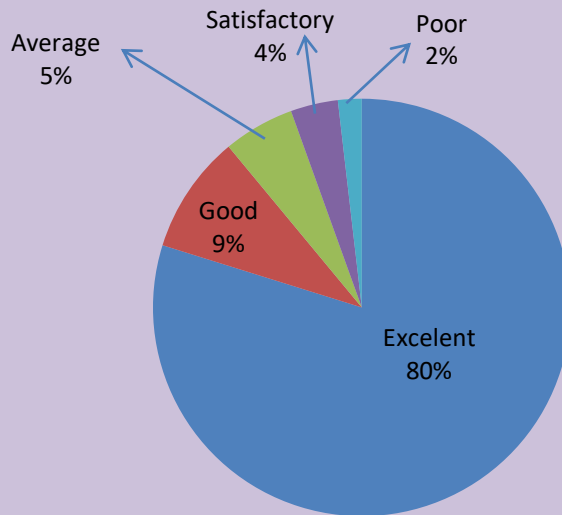
In query no 14 regarding whether the level of satisfaction with internal examinations and evaluation pattern of the college, it was found that 77 percent of teacher respondents stated excellent, 10 percent stated very good, 6 percent stated average, 5 percent stated satisfactory, and only 2 percent are not satisfied with internal examinations and evaluation pattern of the college. **Vide Fig. 16**

Fig. 16: level of satisfaction with internal examinations and evaluation pattern of the college



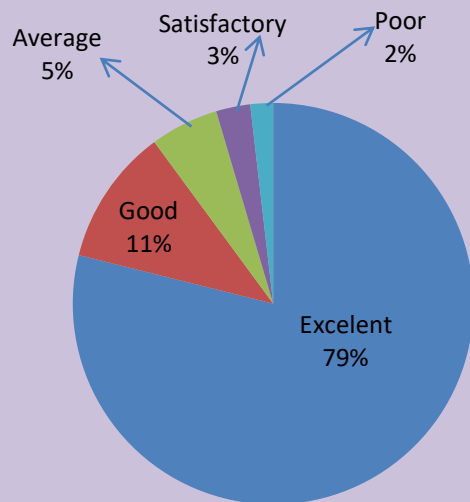
In query no 15 regarding whether the overall environment in department is conducive to teaching and learning, it was found that 80 percent of teacher respondents stated excellent, 9 percent stated very good, 5 percent stated average, 4 percent stated satisfactory, and only 2 percent opined that overall environment in department is conducive to teaching and learning **Vide Fig. 17**

Fig. 17: overall environment in department is conducive to teaching and learning



In query no 16 regarding whether the level of satisfaction on workshop or seminar conducted in time on curriculum, it was found that 79 percent of teacher respondents stated excellent, 11 percent stated very good, 5 percent stated average, 3 percent stated satisfactory, and only 2 percent are not satisfied on workshop or seminar conducted in time on curriculum. **Vide Fig. 18**

Fig. 18: level of satisfaction on workshop or seminar conducted in time on curriculum,



Employers Feedback Analysis 2021

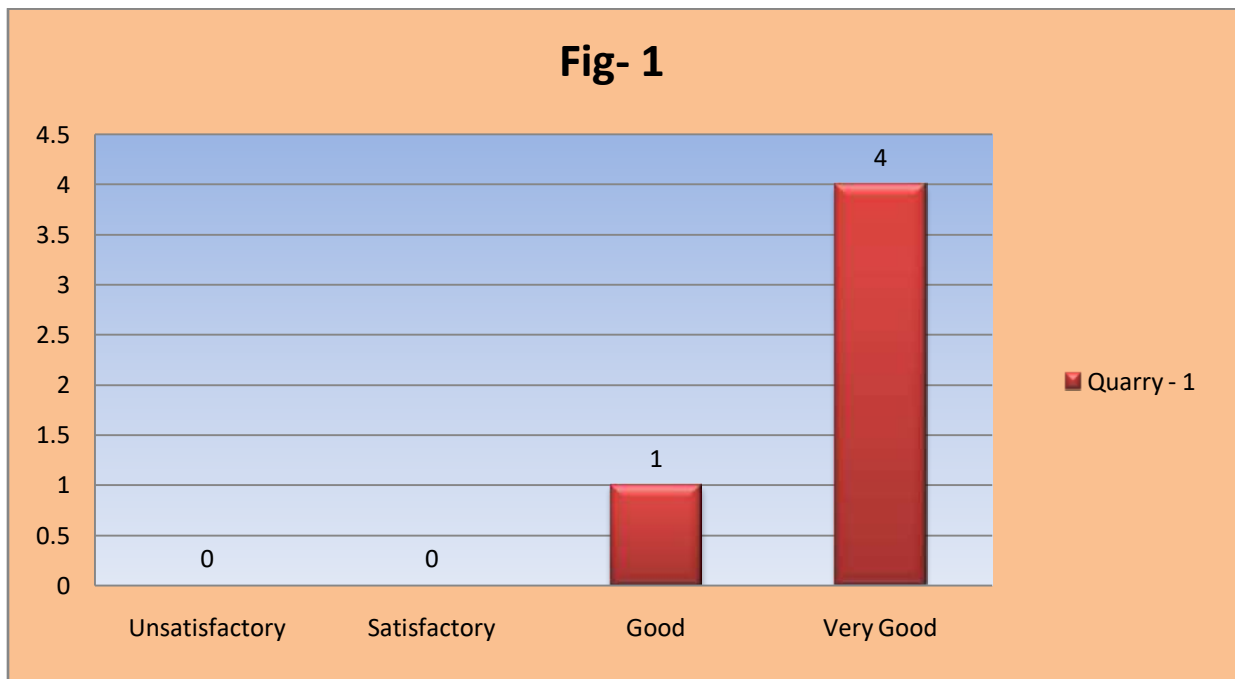
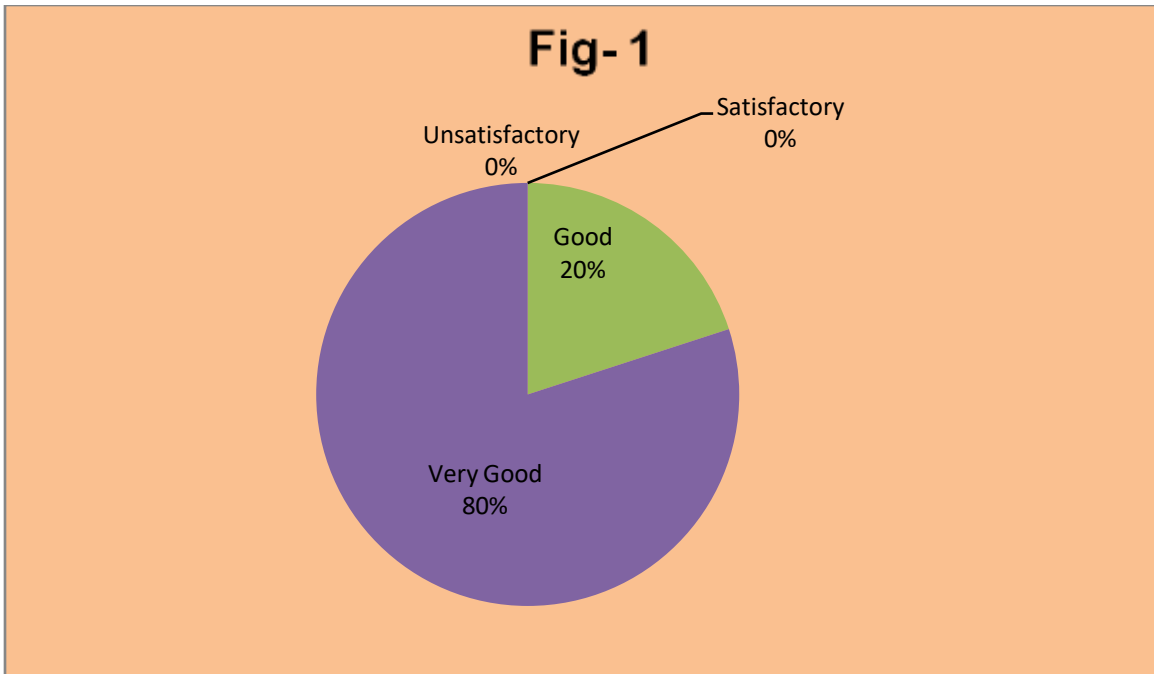
The college collected offline feedback on curriculum issuing a hard copy of Employers Feedback (Annexure - IV) to all the Employers of all departments. After collecting the filled up forms it was found that only 5 forms with response deposited by the Employers to the respective in charges.

Analyzing the responses as data it was found that 78.50% of total Employers given their responses as feedback. After issuing the forms it was instructed to the Employers to feel free to response each and every quarry.

The questionnaire was framed in four points scale containing 10 quarries. The scores were from 1 to 4 being Unsatisfactory, satisfactory, good and Very good respectively.

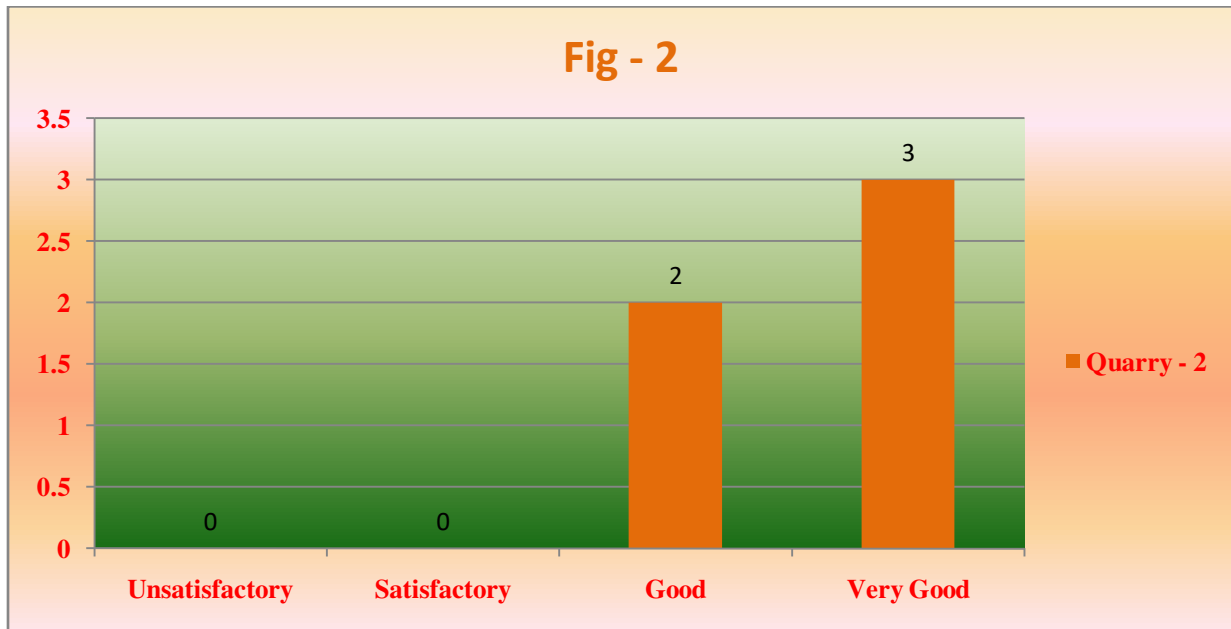
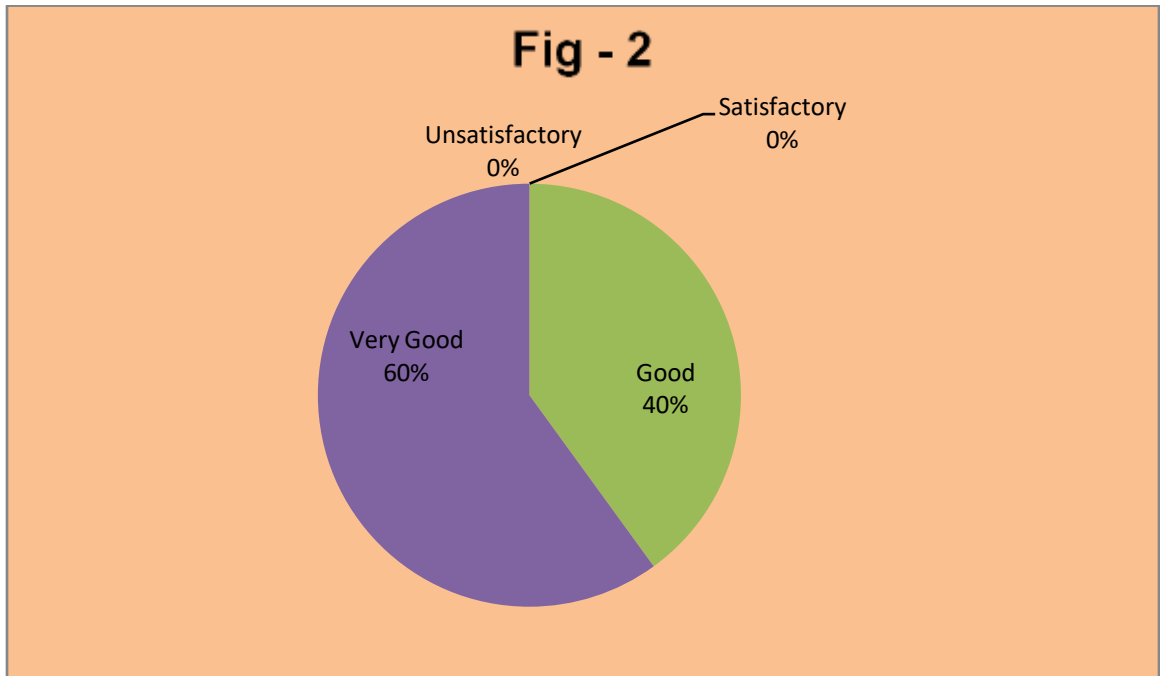
Response	Q1	Q2	Q3	Q4	Q5	Q6	Q7	Q8	Q9	
Unsatisfactory	0	0	0	0	0	0	0	0	0	
Satisfactory	1	0	0	1	1	0	0	1	1	
Good	1	2	1	0	1	2	1	0	1	
Very good	2	2	3	3	2	2	3	3	2	

In the **Quarry No 1** it was asked to the Employers that whether General communication skill/Interpersonal skill and leadership. Analyzing the data it was found that 0% of the Employers responded that the content is Unsatisfactory to meet the needs demands of the industry. 0% Employers responded as Satisfactory, 20% of the Employers responded as good and 80% of the Employers responded as very good to meet the needs and demand of the programme. It represents that more than 85% of the Employers responded that the General communication skill/Interpersonal skill and leadership is taking place and given good and very good responses according to the questionnaire scale. (**Vide Fig-1**)



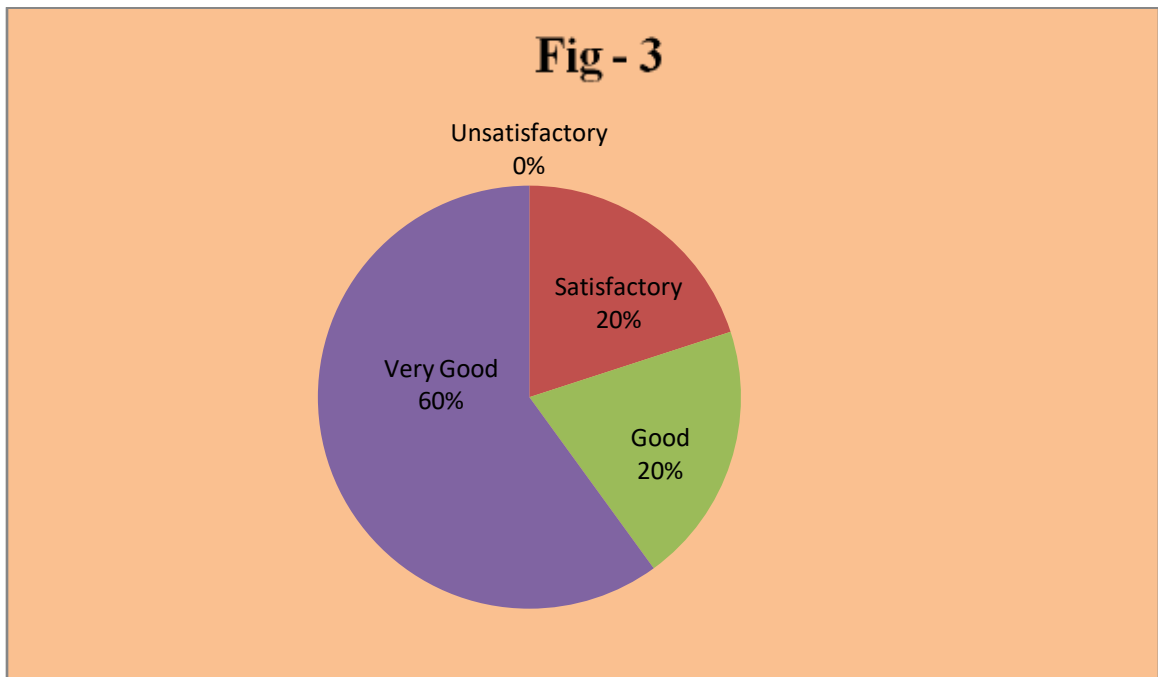
In the **Quarry No 2** it was asked to the Employers that whether General communication skill/Interpersonal skill and leadership. Analyzing the data it was found that 0% of the Employers responded that the content is Unsatisfactory to meet the needs demands of the industry. 0% Employers responded as Satisfactory, 40% of the Employers responded as good and 60% of the Employers responded as very good to meet the needs and demand of the

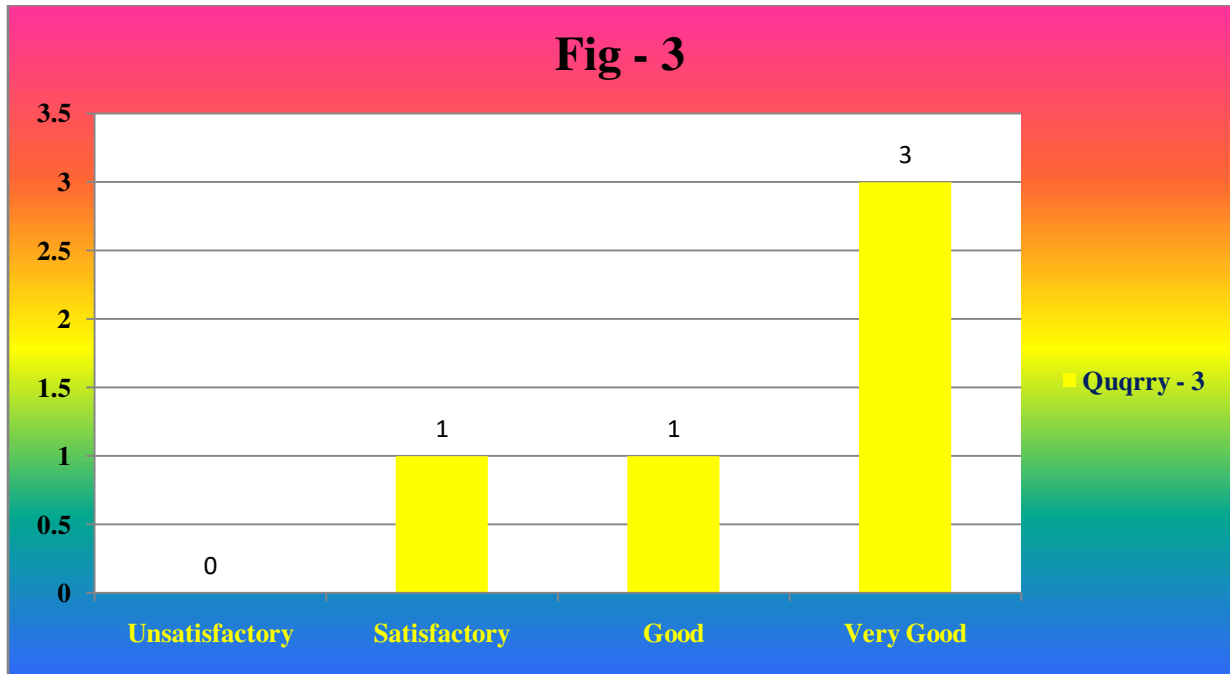
programme. It represents that more than 90% of the Employers responded that the team working abilities is taking place and given good and very good responses according to the questionnaire scale. (Vide Fig-2)



In the **Quarry No 3** it was asked to the Employers that whether General communication skill/Interpersonal skill and leadership. Analyzing the data it was found that 0% of the Employers responded that the content is Unsatisfactory to meet the needs demands of the

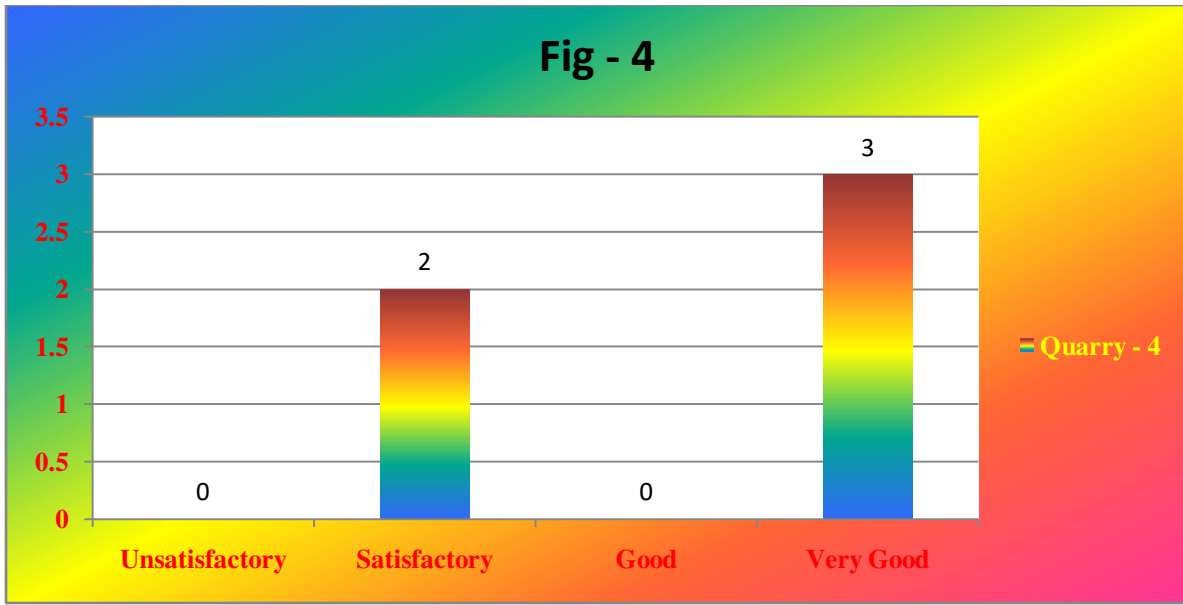
industry. 20% Employers responded as Satisfactory, 20% of the Employers responded as good and 60% of the Employers responded as very good to meet the needs and demand of the programme. It represents that more than 90% of the Employers responded that the overall Integrity is taking place and given good and very good responses according to the questionnaire scale. (**Vide Fig-3**).





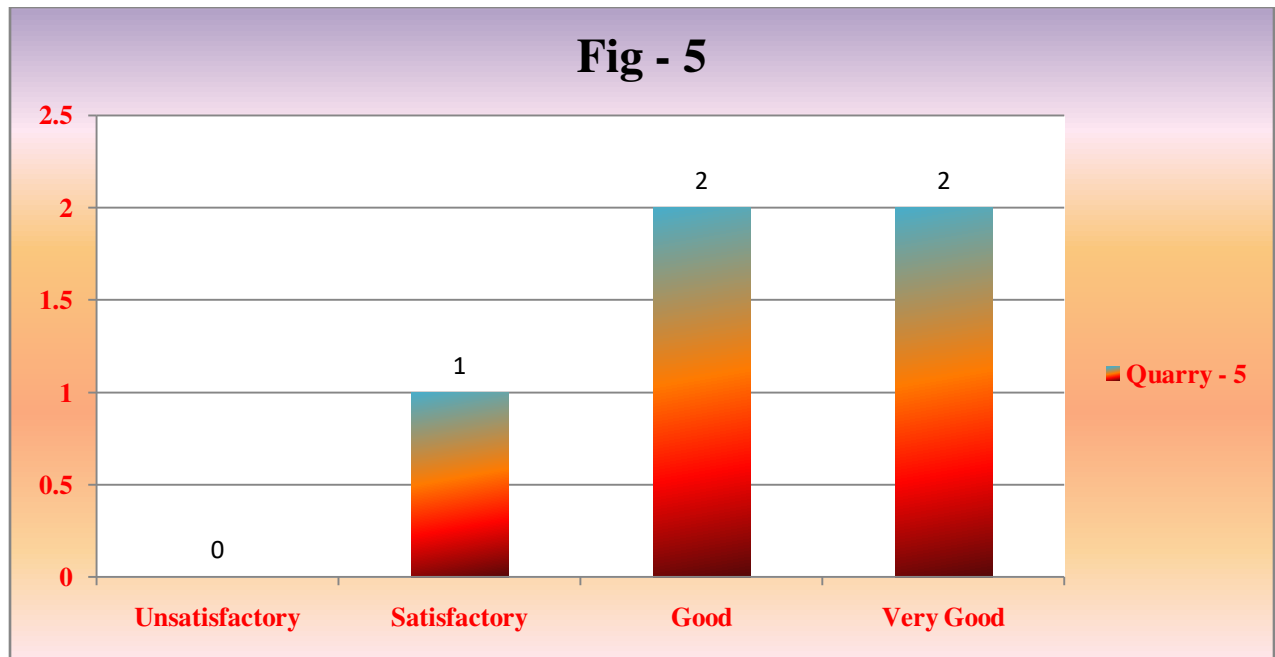
In the **Quarry No 4** it was asked to the Employers that whether General communication skill/Interpersonal skill and leadership. Analyzing the data it was found that 0% of the Employers responded that the content is Unsatisfactory to meet the needs demands of the industry. 40% Employers responded as Satisfactory 0% of the Employers responded as good and 60% of the Employers responded as very good to meet the needs and demand of the programme. It represents that more than 83% of the Employers responded that the overall Competitiveness is taking place and given good and very good responses according to the questionnaire scale. (**Vide Fig-4**).



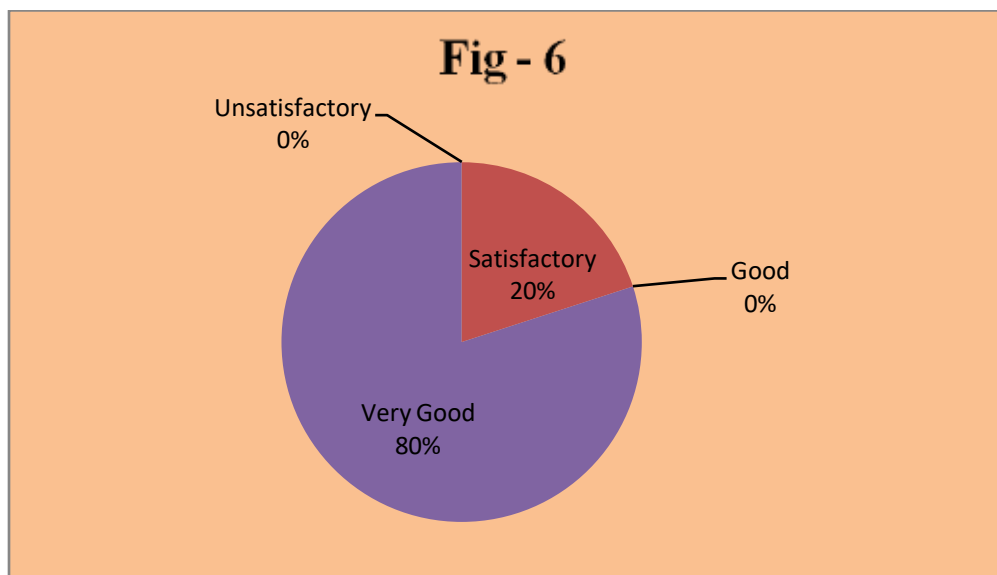


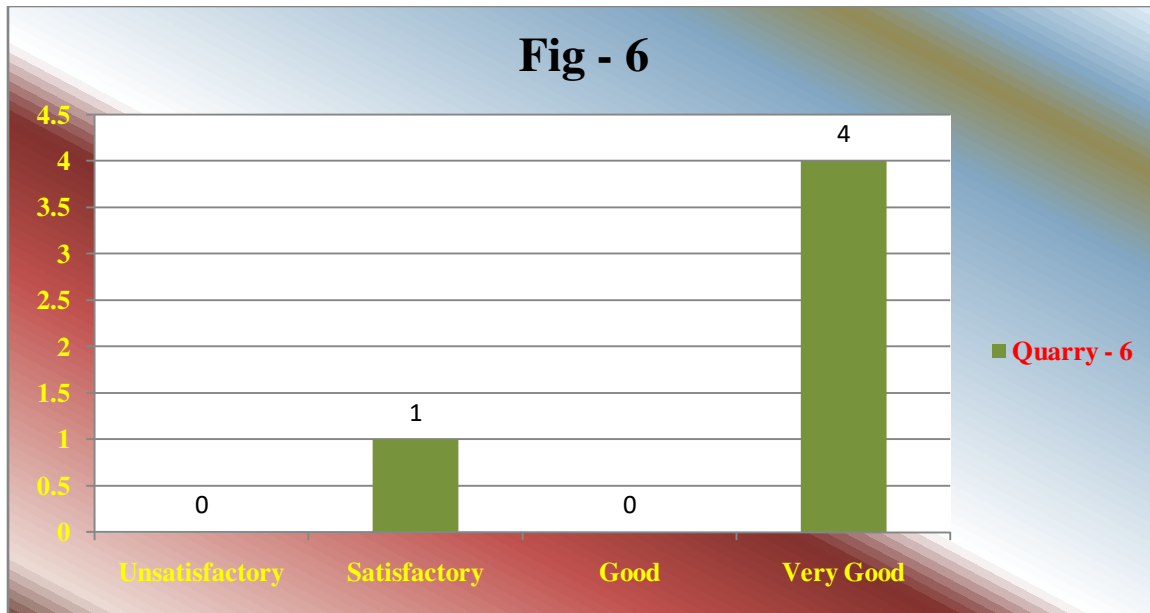
In the **Quarry No 5** it was asked to the Employers that whether General communication skill/Interpersonal skill and leadership. Analyzing the data it was found that 0% of the Employers responded that the content is Unsatisfactory to meet the needs demands of the industry. 20% Employers responded as Satisfactory, 40% of the Employers responded as good and 40% of the Employers responded as very good to meet the needs and demand of the programme. It represents that more than 87% of the Employers responded that the Adoptability to additional work commitment is taking place and given good and very good responses according to the questionnaire scale. (**Vide Fig-5**).





In the **Quarry No 6** it was asked to the Employers that whether General communication skill/Interpersonal skill and leadership. Analyzing the data it was found that 0% of the Employers responded that the content is Unsatisfactory to meet the needs demands of the industry. 20% Employers responded as Satisfactory, 0% of the Employers responded as good and 80% of the Employers responded as very good to meet the needs and demand of the programme. It represents that more than 76% of the Employers responded that Open to new ideas and learning new techniques is taking place and given good and very good responses according to the questionnaire scale. (**Vide Fig-6**).



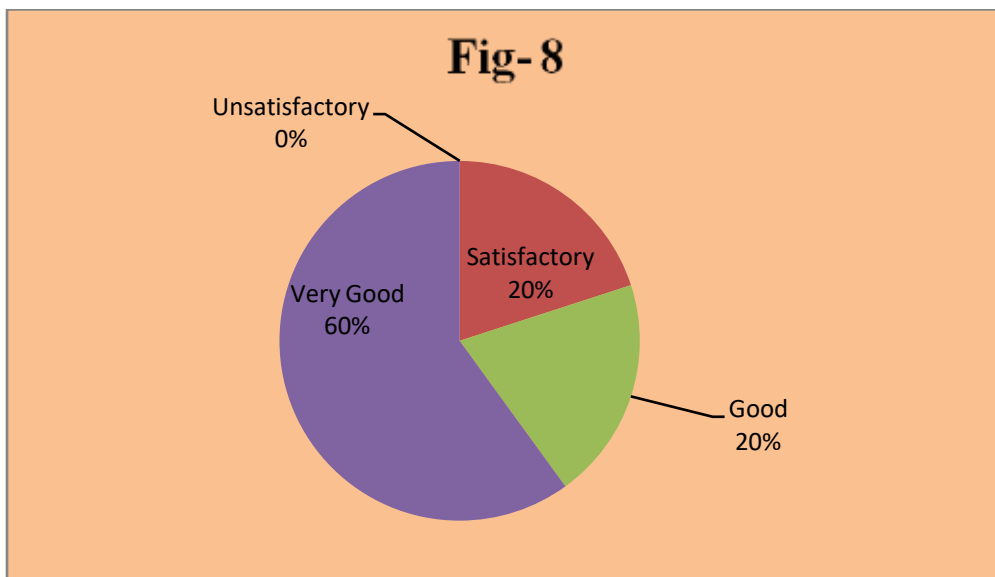


In the **Quarry No 7** it was asked to the Employers that whether General communication skill/Interpersonal skill and leadership. Analyzing the data it was found that 0% of the Employers responded that the content is Unsatisfactory to meet the needs demands of the industry. 20% Employers responded as Satisfactory, 40% of the Employers responded as good and 40% of the Employers responded as very good to meet the needs and demand of the programme. It represents that more than 86% of the Employers responded that the Commitment towards vision & mission of the organization is taking place and given good and very good responses according to the questionnaire scale. (Vide Fig-7).



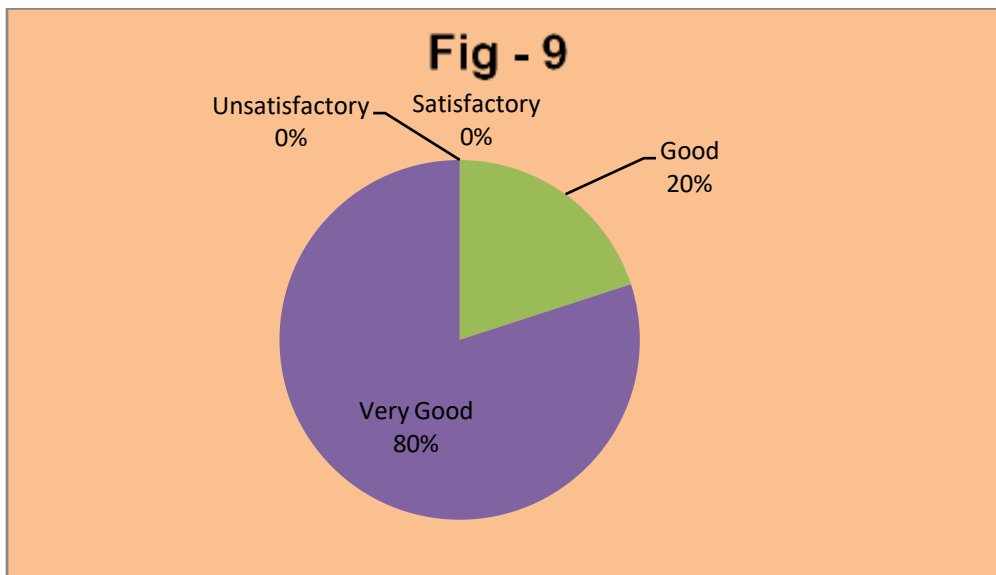


In the **Quarry No 8** it was asked to the Employers that whether General communication skill/Interpersonal skill and leadership. Analyzing the data it was found that 0% of the Employers responded that the content is Unsatisfactory to meet the needs demands of the industry. 20% Employers responded as Satisfactory, 20% of the Employers responded as good and 60% of the Employers responded as very good to meet the needs and demand of the programme. It represents that more than 88% of the Employers responded that the inclination towards social responsibilities is taking place and given good and very good responses according to the questionnaire scale. (**Vide Fig-8**).





In the **Quarry No 9** it was asked to the Employers that whether General communication skill/Interpersonal skill and leadership. Analyzing the data it was found that 0% of the Employers responded that the content is Unsatisfactory to meet the needs demands of the industry. 0% Employers responded as Satisfactory, 20% of the Employers responded as good and 80% of the Employers responded as very good to meet the needs and demand of the programme. It represents that more than 92% of the Employers responded that the overall rating is taking place and given good and very good responses according to the questionnaire scale. **(Vide Fig-9).**



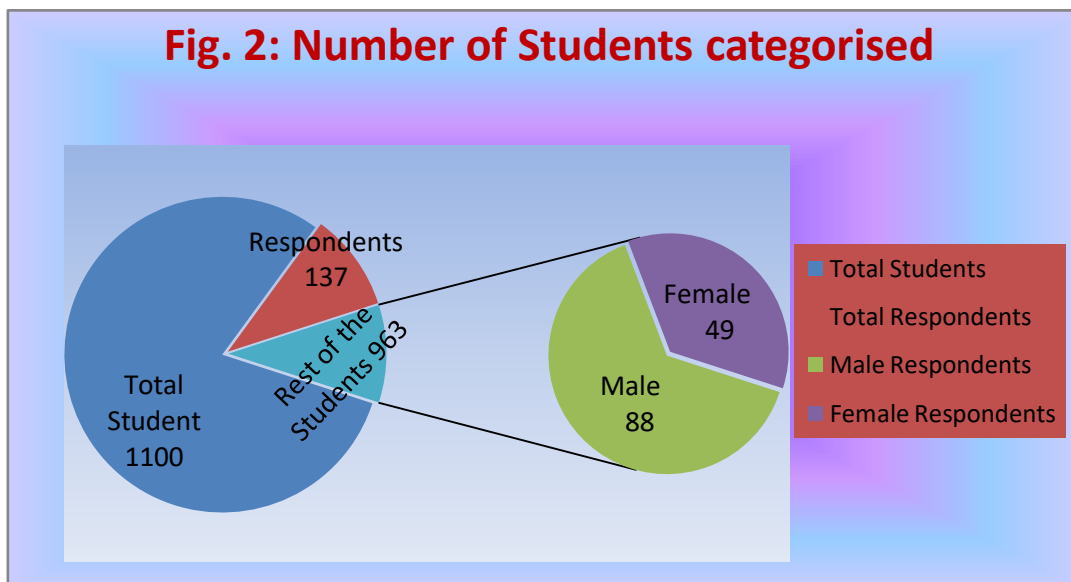
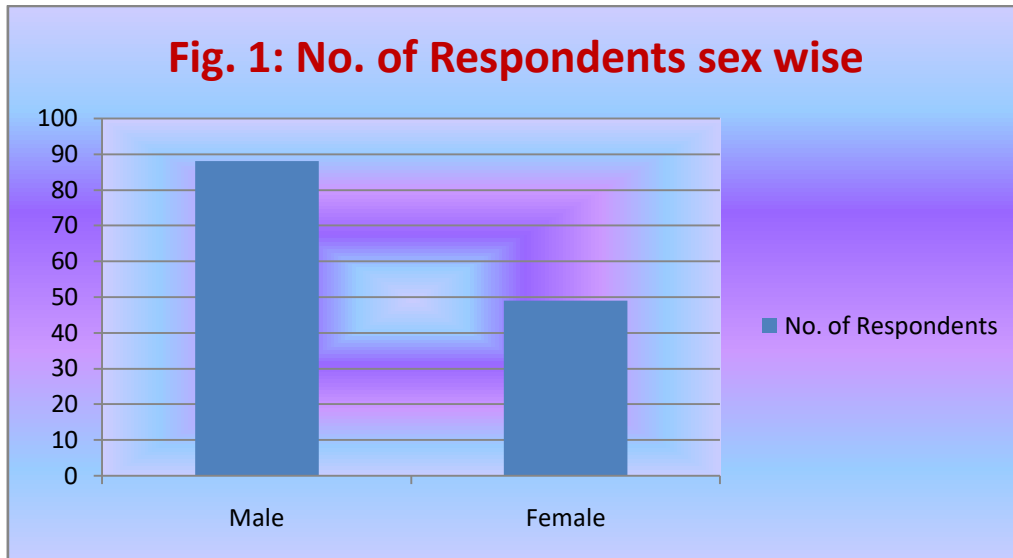


Discussion:

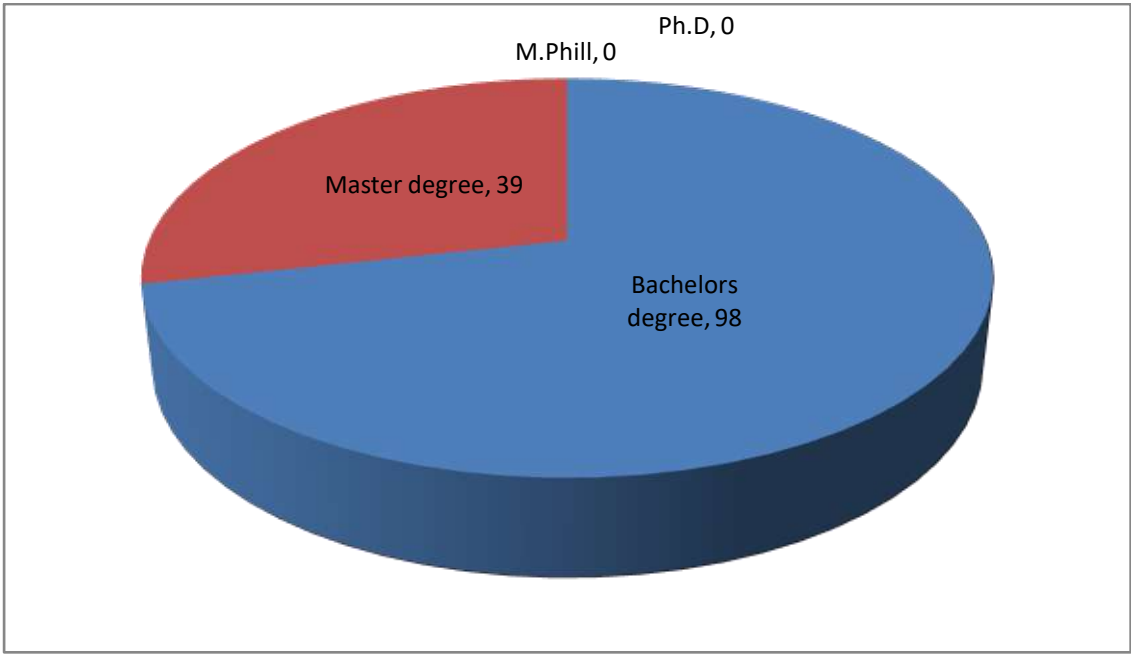
After statistical analysis it was found that regarding overall employability of the General communication skill/Interpersonal skill and leadership, team working abilities, Integrity, Competitiveness, Adoptability to additional work commitment, Open to new ideas and learning new techniques, Commitment towards vision & mission of the organization, inclination towards social responsibilities, the overall rating and many Suggestions of the employers were very good.

A Report on Alumni Feedback Analysis 2021

The register Alumni of the college and many departments of the college have arranged many alumni meeting for academic enrichment or feedback collection on curriculum through online mode during last academic year 2020-2021. In the area of curriculum delivery, it was found that 137 students participated in the feedback programme. There were 88 male students and 49 female students among the respondents. **Vide Fig. 1 & 2**




In the area of categorising the UG and PG study, it was found that among the respondents, 98 were completed bachelor's degrees and 39 were completed master's degrees. As the college has no provision to conduct the M. Phil. or Ph. D. programme, no respondents were found from those categories. **Vide Fig. 3**

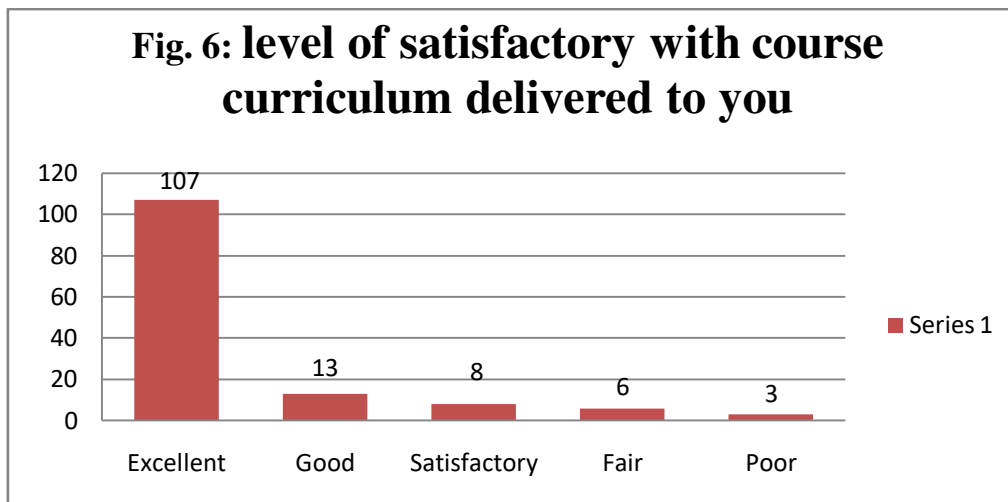


The respondents were faced with 8 questions approved by IQAC covering the areas of alumni feedback Program.

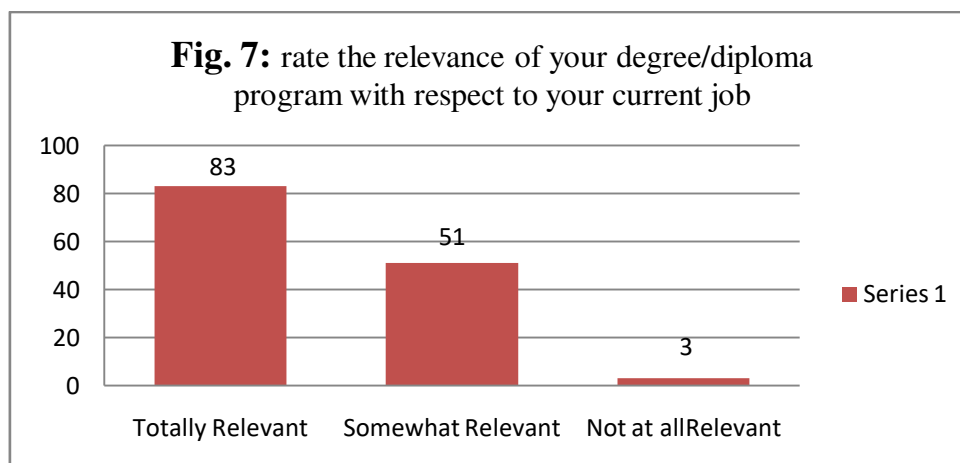
In query no 1: In response to question number one have you qualified any State/ National/ International level examination (NET/SLET/GATE/CAT/GRE/TOEFL/ NEET/ Civil Service/ State government examinations/ any other competitive examination, it was found that only 6% alumni qualified any State/ National/ International level examination. Vide Fig. 5



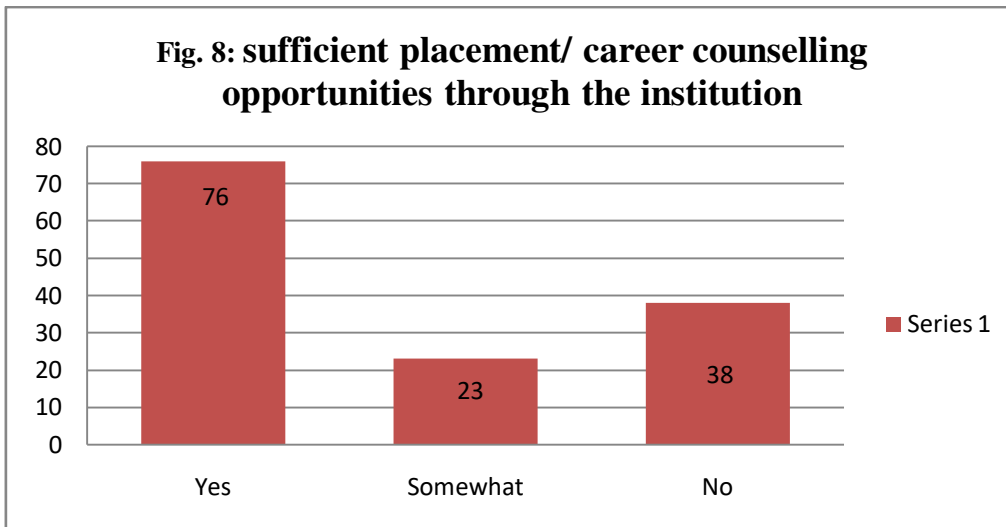
In query no. 2 regarding level of satisfactory with course curriculum delivered to you, it was found that 107 students responded excellent, 13 stated good, 8 stated satisfactory 6 stated fair, and 3 stated poor. **Vide Fig. 6**



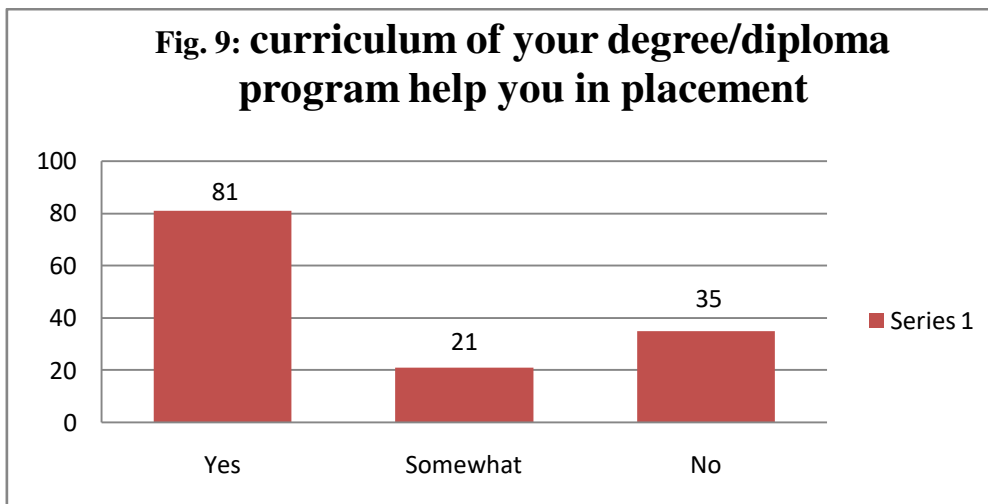
In query no. 3 regarding how you rate the relevance of your degree/diploma program with respect to your current job, it was found that 83 respondents stated totally relevant. Whereas 51 respondents said the somewhat relevant to my current job, and rest of 3 said it was not at all relevant to my current job. **Vide Fig. 7**



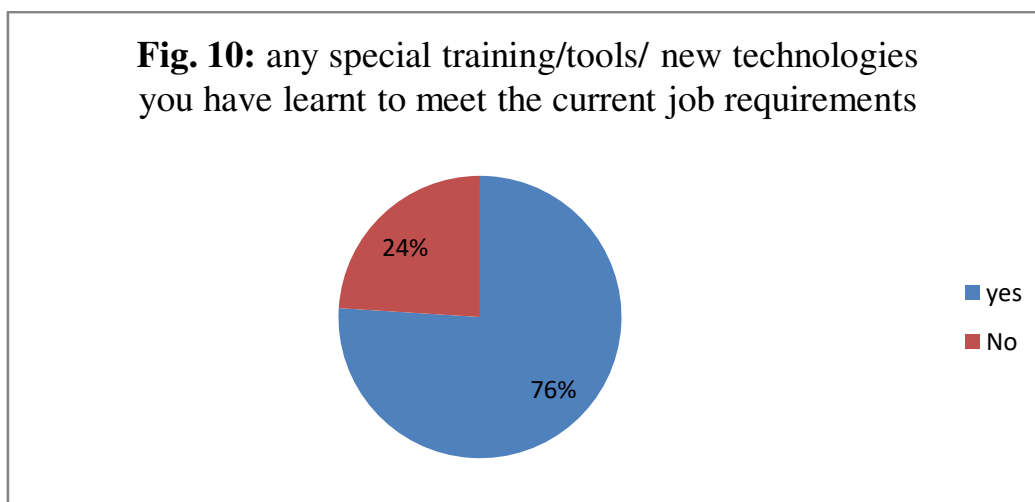
In query no. 4 did you get sufficient placement/ career counselling opportunities through the institution, it was found that 76 respondents stated yes, 23 stated somewhat, and 38 stated insufficient placement/ career counselling opportunities through the institution. **Vide Fig. 8**



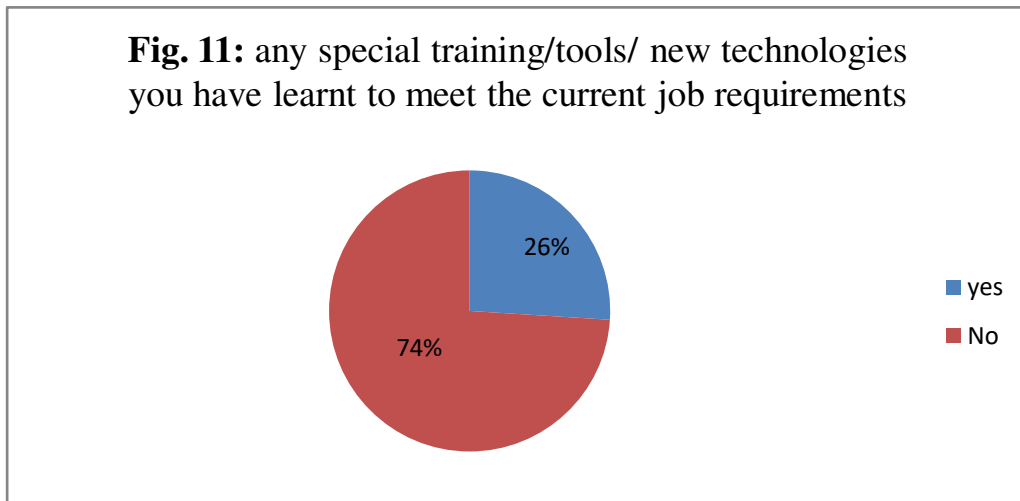
In query no. 5 regarding the curriculum of your degree/diploma program help you in placement, it was found that 81 respondents stated yes, 21 stated somewhat, and 35 stated no sufficient placement. **Vide Fig. 9**



In query no. 6 regarding any special training/tools/ new technologies you have learnt to meet the current job requirements, it was found that 76% said yes and rest of 24 % said did not any special training/tools/ new technologies you have learnt to meet the current job requirements. **Vide Fig. 10**



In query no. 7 regarding how many alumni engagement program are organised by the college/ department, it was found that that only 26% said yes and rest of 74 % said did not engagement any program of the college or departments. **Vide Fig. 11**



Parents Feedback Analysis 2021

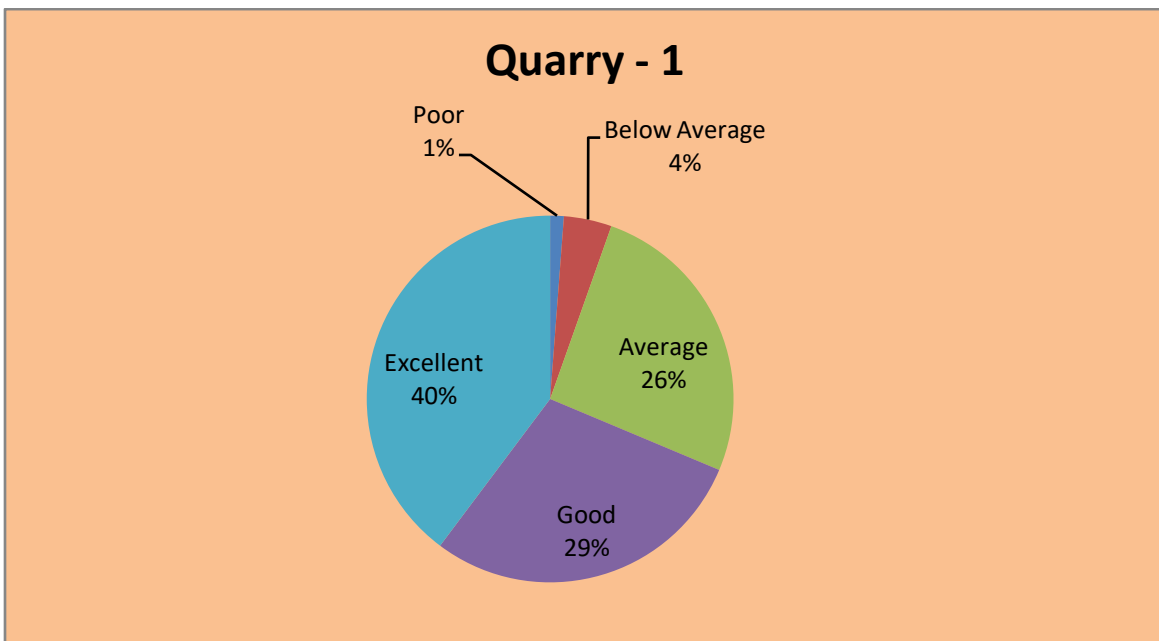
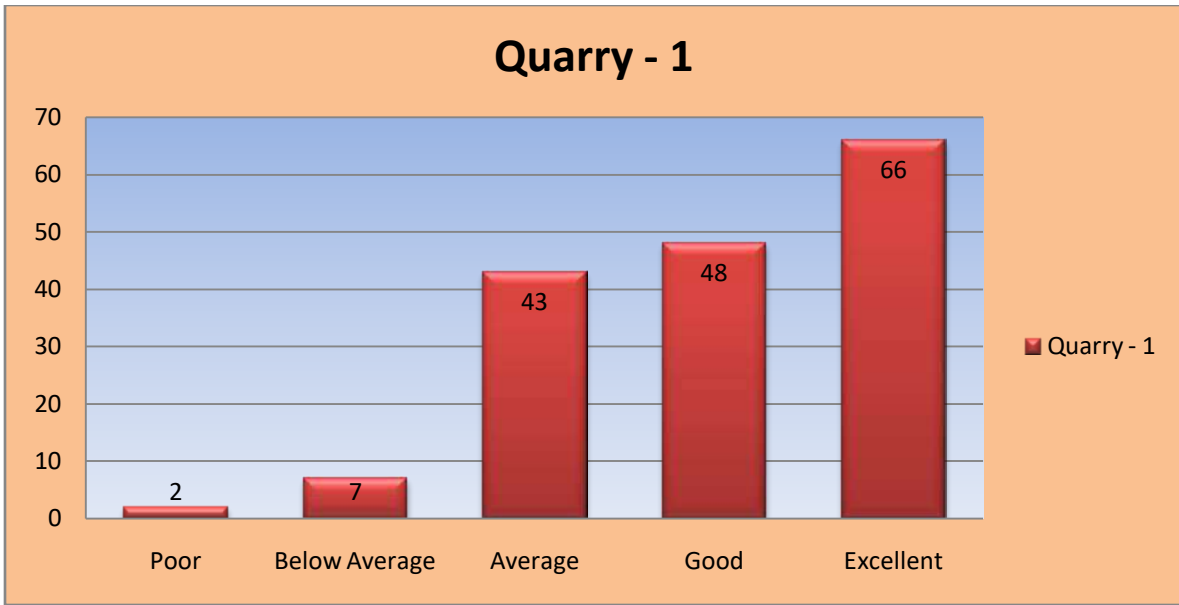
The college collected online feedback on curriculum issuing a hard copy of parent Feedback (Annexure - VII) to all the parents of all department students. After collecting the filled up forms it was found that only 166 forms with response deposited by the parents to the respective in charges.

Analyzing the responses as data it was found that 92.59% of total parents given their responses as feedback. After issuing the forms it was instructed to the parents to feel free to response each and every quarry.

The questionnaire was framed in five points scale containing 10 quarries. The scores were from 1 to 5 being poor, below average, average, good and excellent respectively.

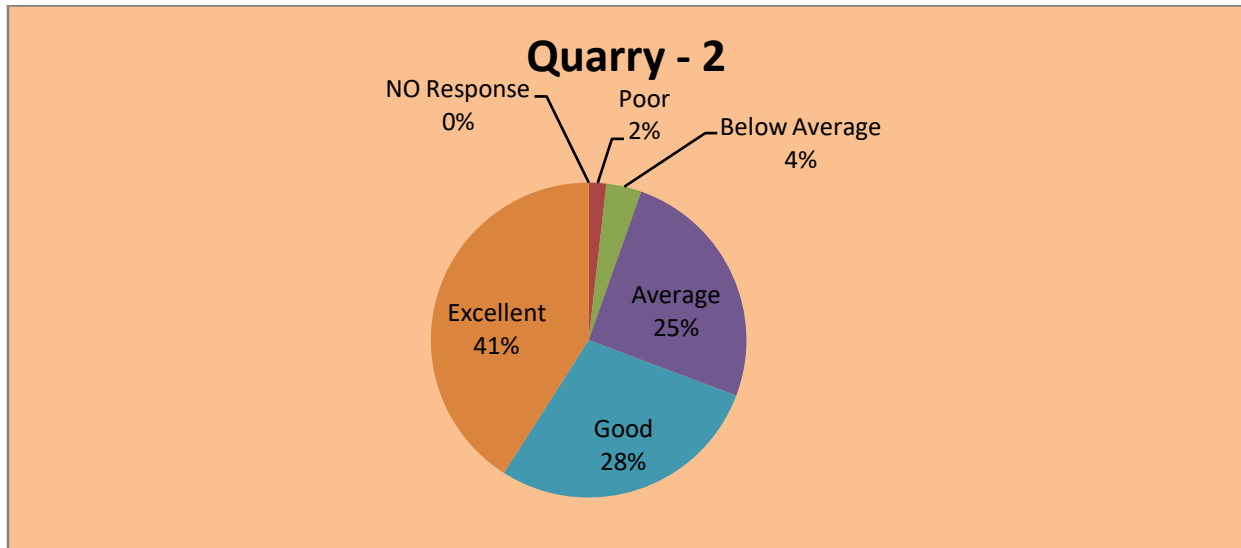
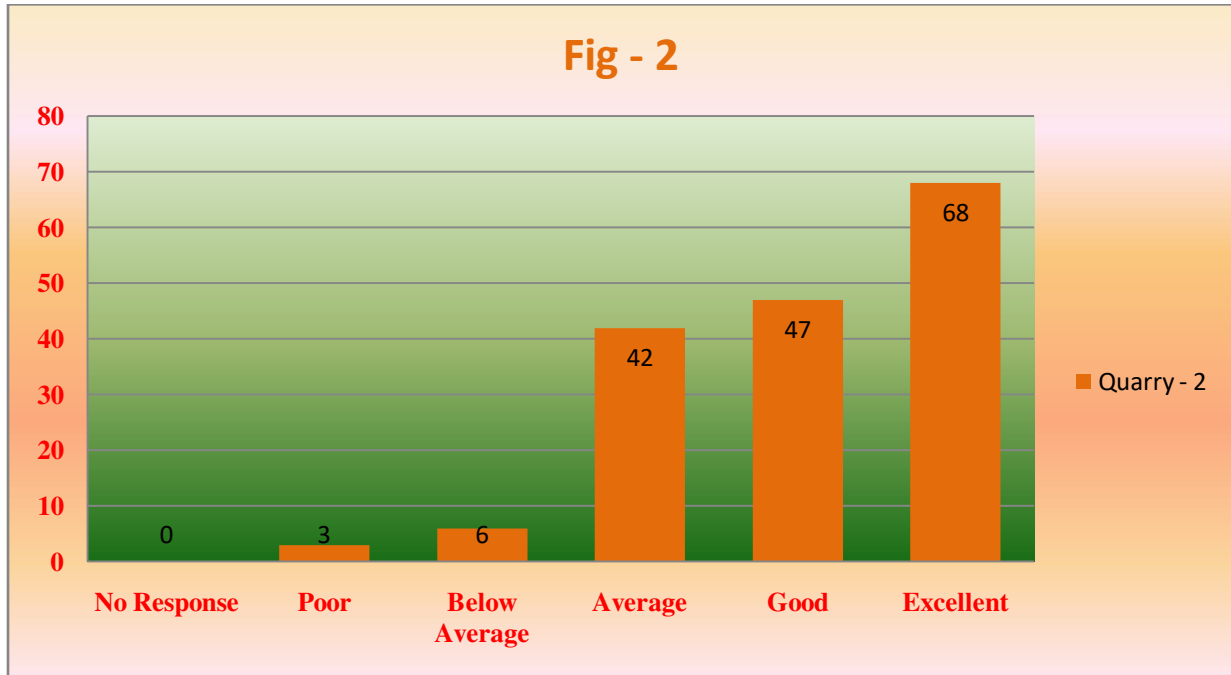
Response	Q1	Q2	Q3	Q4	Q5	Q6	Q7	Q8	Q9	Q10
No Response	0	0	2	2	2	1	2	2	1	1
Poor	2	3	3	4	3	3	3	3	4	3
Below Average	7	6	7	6	5	8	9	7	5	6
Average	43	42	41	40	42	43	38	44	41	41
Good	48	47	46	45	44	46	43	42	46	45
Excellent	66	68	67	69	70	65	71	68	69	70

In the **Quarry No 1** it was asked to the parents that whether overall personality development of your ward is taking place or not. Analyzing the data it was found that 2 of the responded that the content is poor to meet the needs demands of the industry.7 responded as below average, 43 of the responded as average, 48 of the responded as good and 66 of the responded that the content is excellent to meet the needs and demand of the programme. It represents that more than 80% of the parents responded that the overall personality development is taking place and given good or excellent responses according to the questionnaire scale. (**Vide Fig-1**)



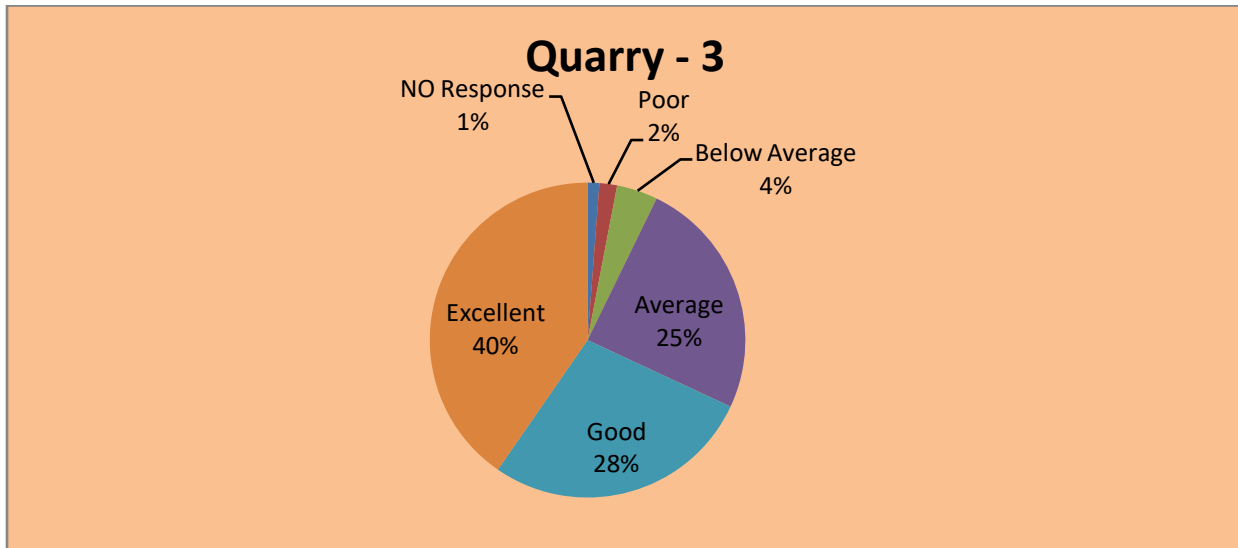
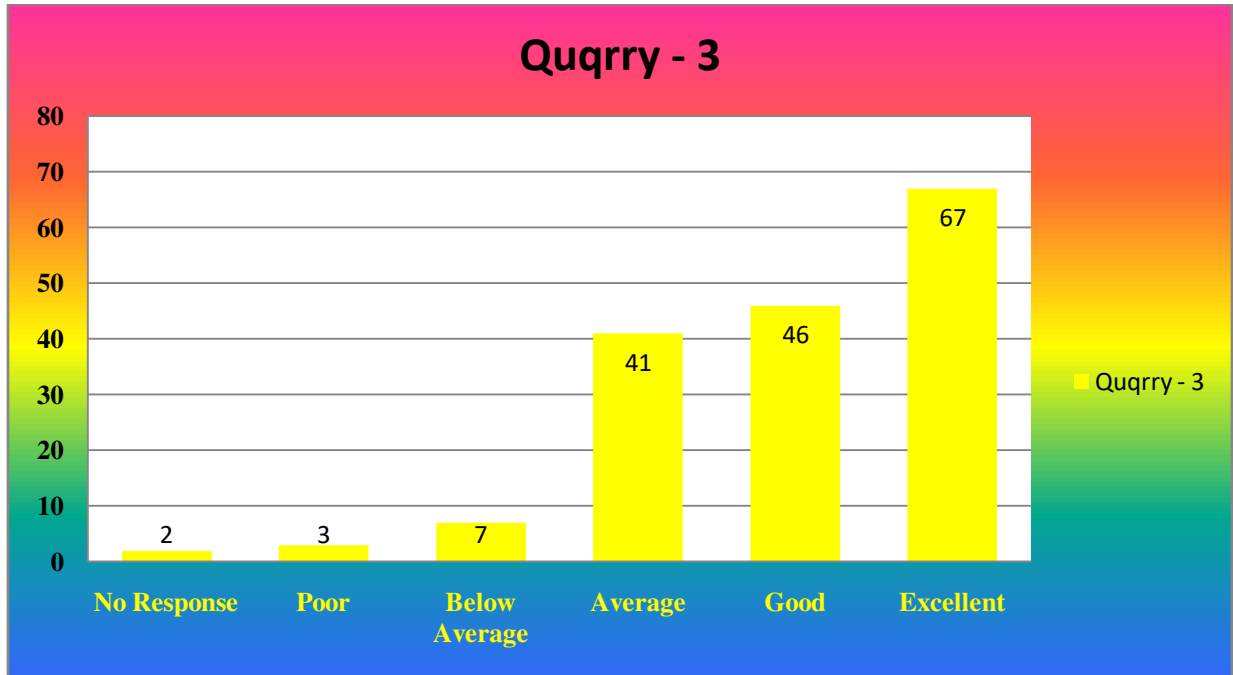
In the **Quarry No 2** it was asked to the parents that whether practical classes were important to the students for their curriculum or not. Analyzing the data it was found that 3 of the responded that the content is poor to meet the needs demands of the industry. 6 responded as below average, 42 responded as average, 47 responded as good and 68 responded that the content is excellent to meet the needs and demand of the programme. It represents that more than 90% of the parents responded that the practical classes were very important and valuable for the students

to continue their curriculum and given good or excellent responses according to the questionnaire scale. (Vide Fig-2)



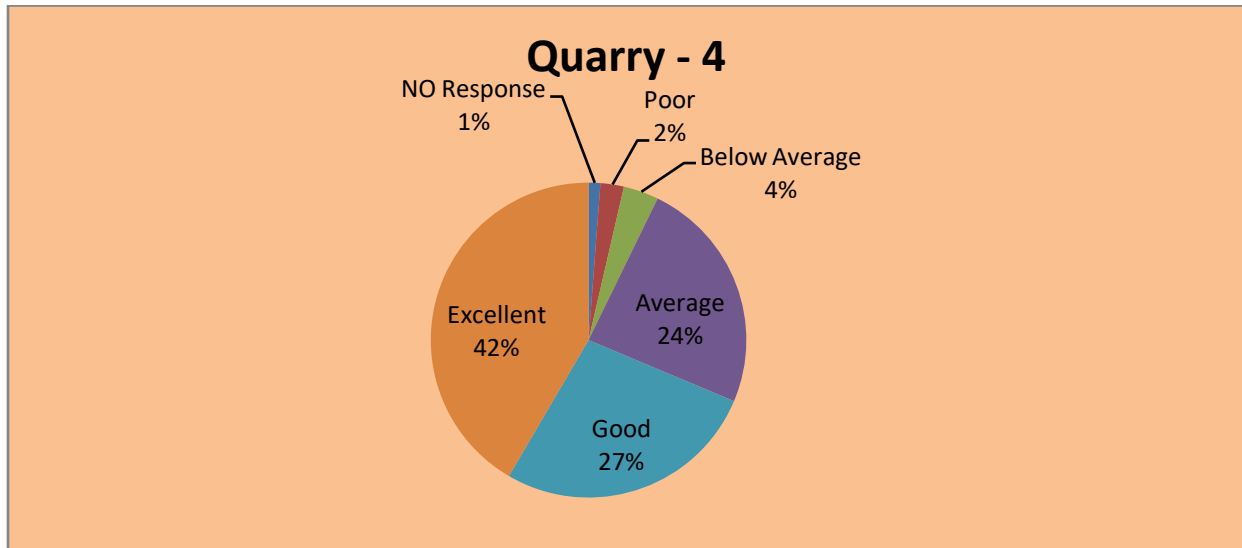
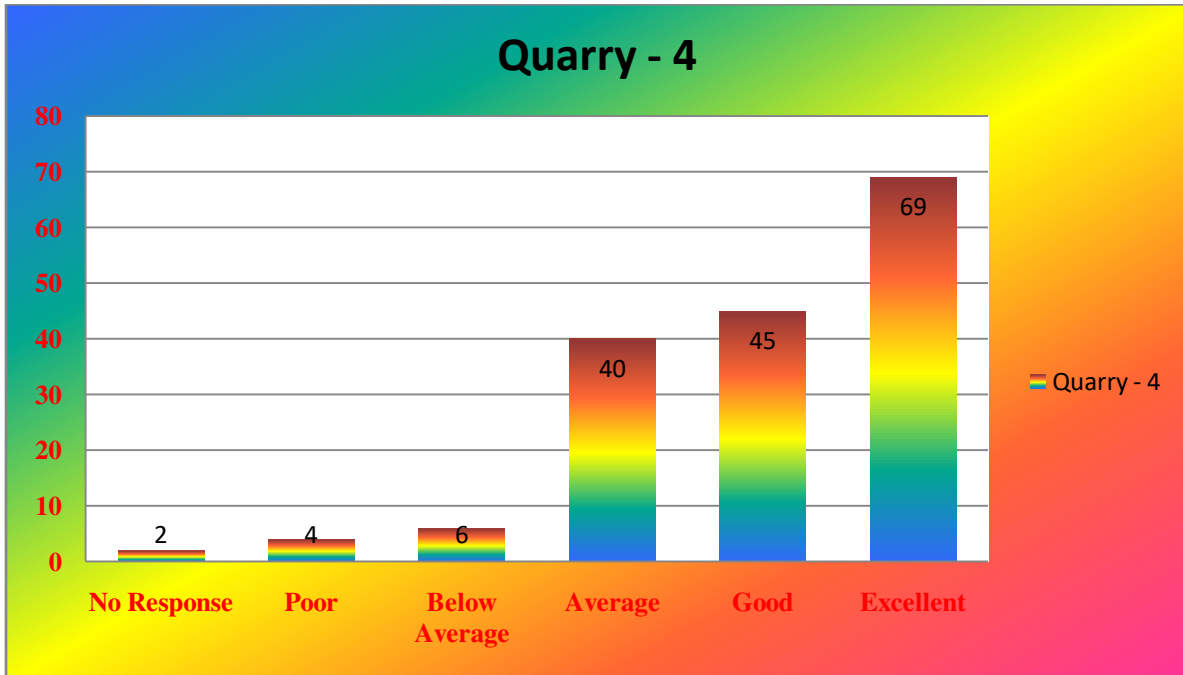
In the **Quarry No 3** it was asked to the parents that whether regular field visits or industry visits for practical learning were important to the students for their curriculum or not. Analyzing the data it was found that 2 have not responded to the questions, 3 responded that the content is poor to meet the needs demands of the industry. 7 responded as below average, 41 responded as average, 46 responded as good and 67 responded that the content is excellent to meet the needs and demand of the programme. It represents that more than 75% of the parents responded that the regular field visits or industry visits for practical learning were very important

and valuable for the students to continue their curriculum and given good or excellent responses according to the questionnaire scale. (Vide Fig-3).



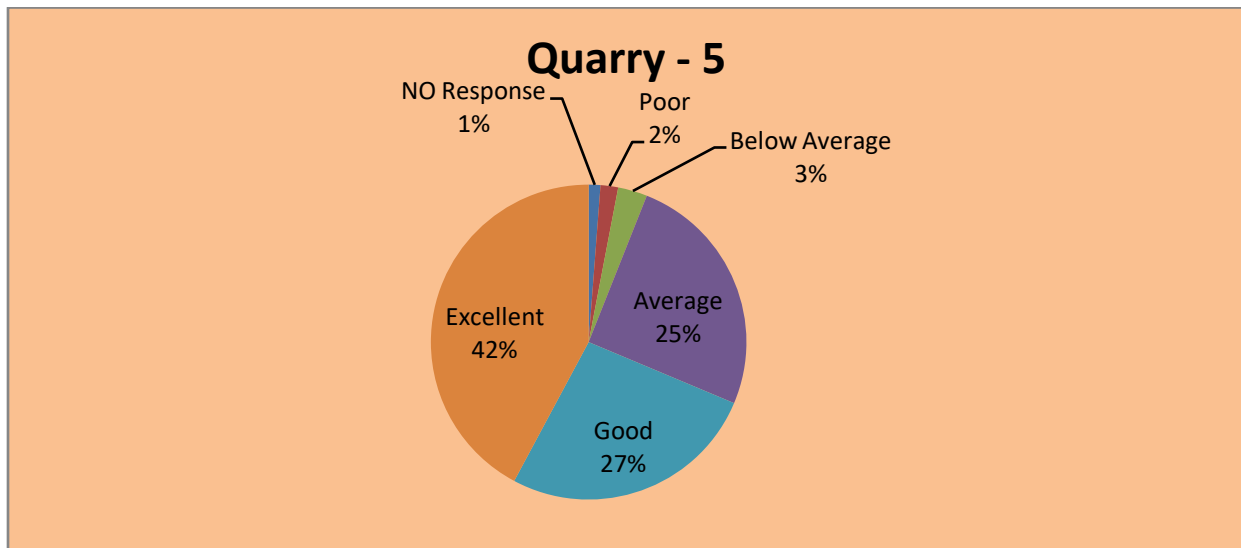
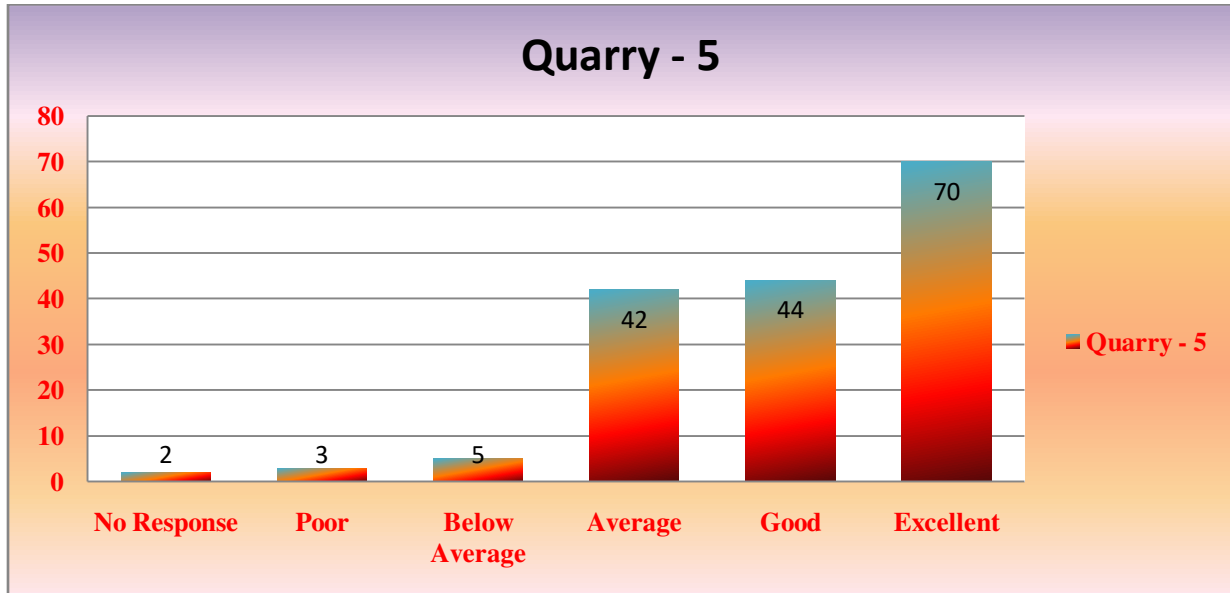
In the **Quarry No 4** it was asked to the parents that whether the ambience of the college for effective delivery of academics or not. Analyzing the data it was found that 2 have not responded to the questions, 4 responded that the content is poor to meet the needs demands of the industry. 6 responded as below average, 40 responded as average, 45 responded as good and 69 responded that the content is excellent to meet the needs and demand of the programme. It represents that more than 80% of the parents responded ambience of the college is very good for

effective delivery of academics were very important and given good or excellent responses according to the questionnaire scale. (Vide Fig-4).

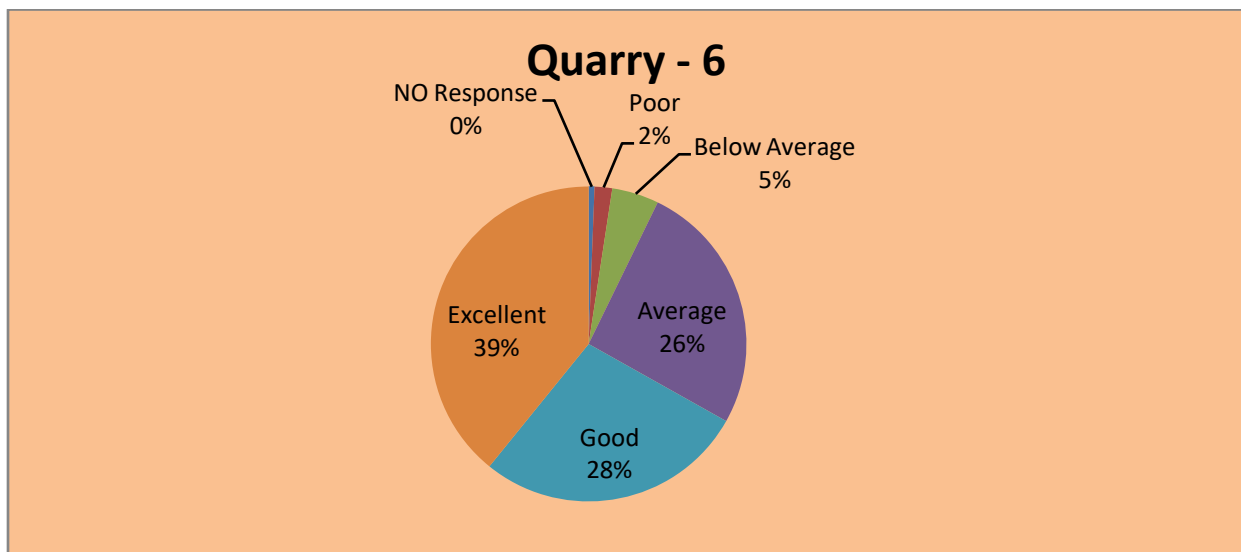
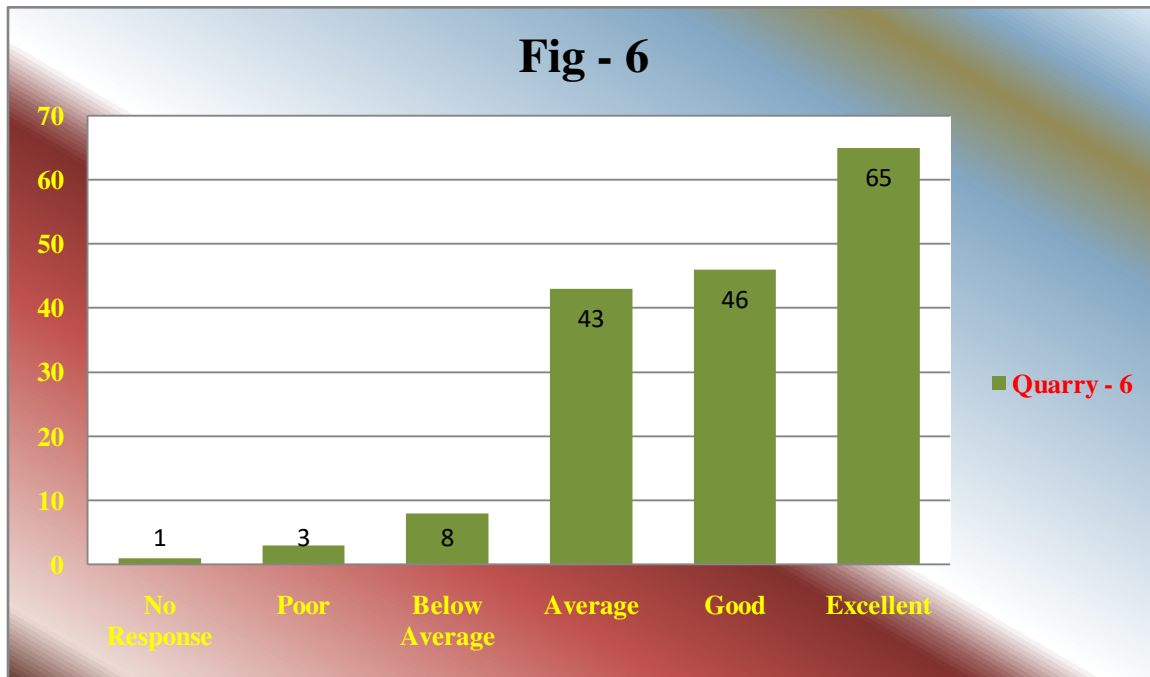


In the **Quarry No 5** it was asked to the parents that whether the Infrastructure facilities of the institution are suitable for learning or not. Analyzing the data it was found that 2 have not responded to the questions, 3 responded that the content is poor to meet the needs demands of the industry. 5 responded as below average, 42 responded as average, 44 responded as good and 70 responded that the content is excellent to meet the needs and demand of the programme. It represents that more than 80% of the parents responded that the Infrastructure facilities of the

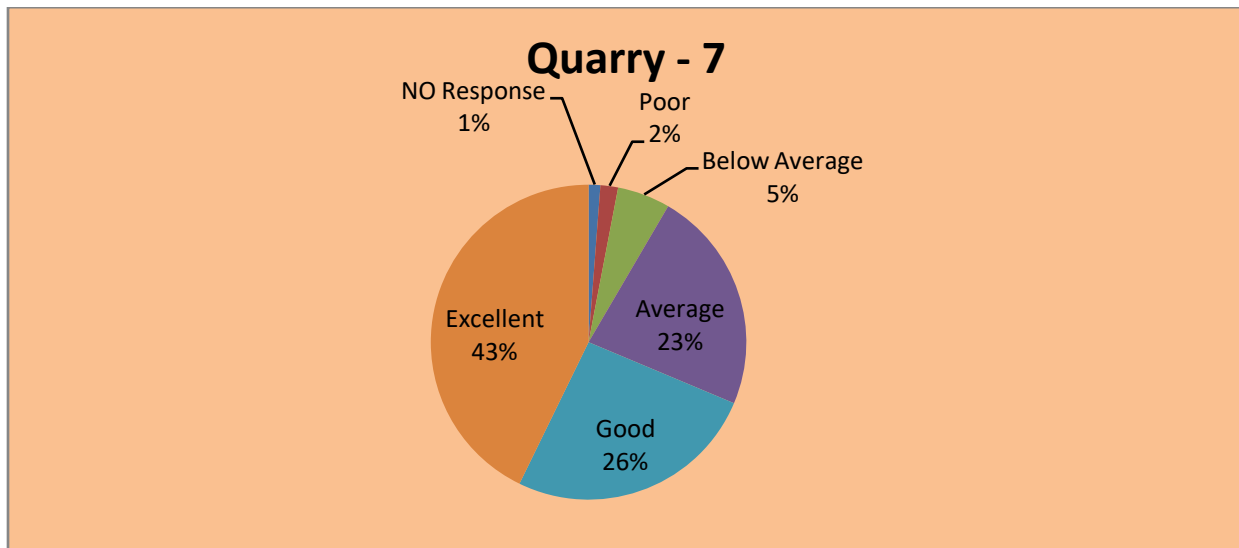
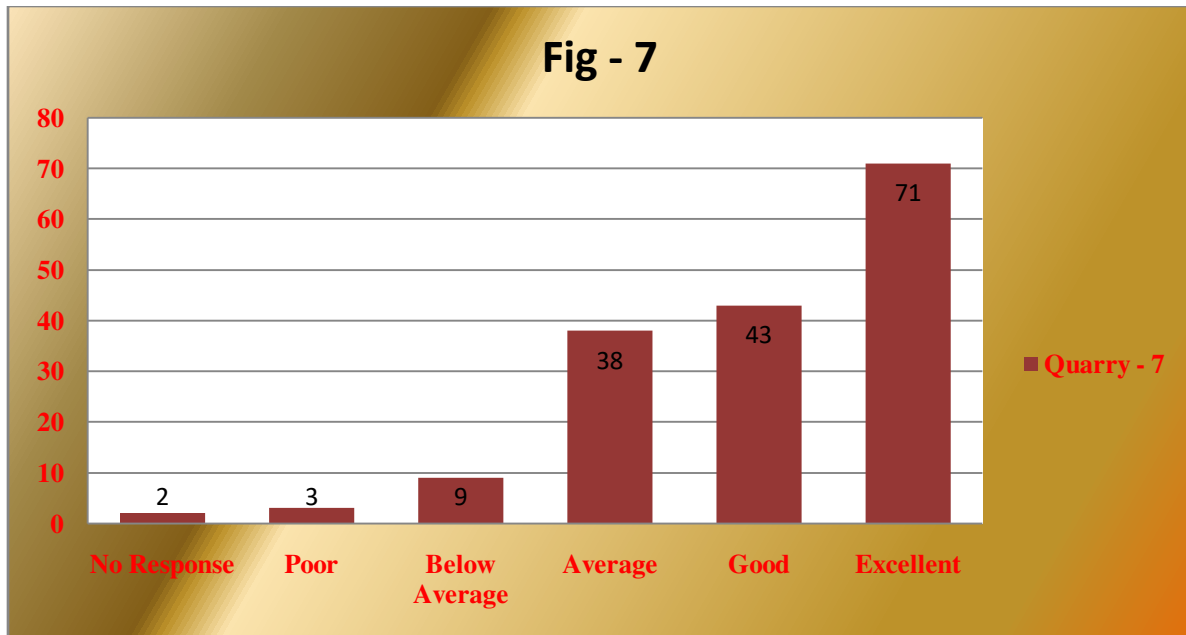
institution is suitable for learning and given good or excellent responses according to the questionnaire scale. (Vide Fig-5).



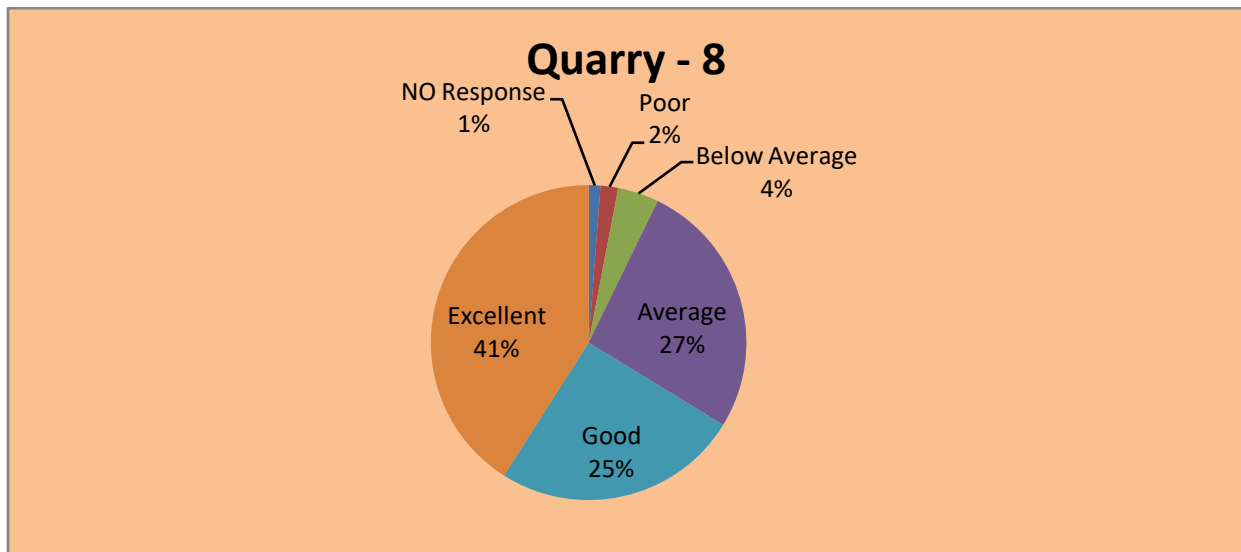
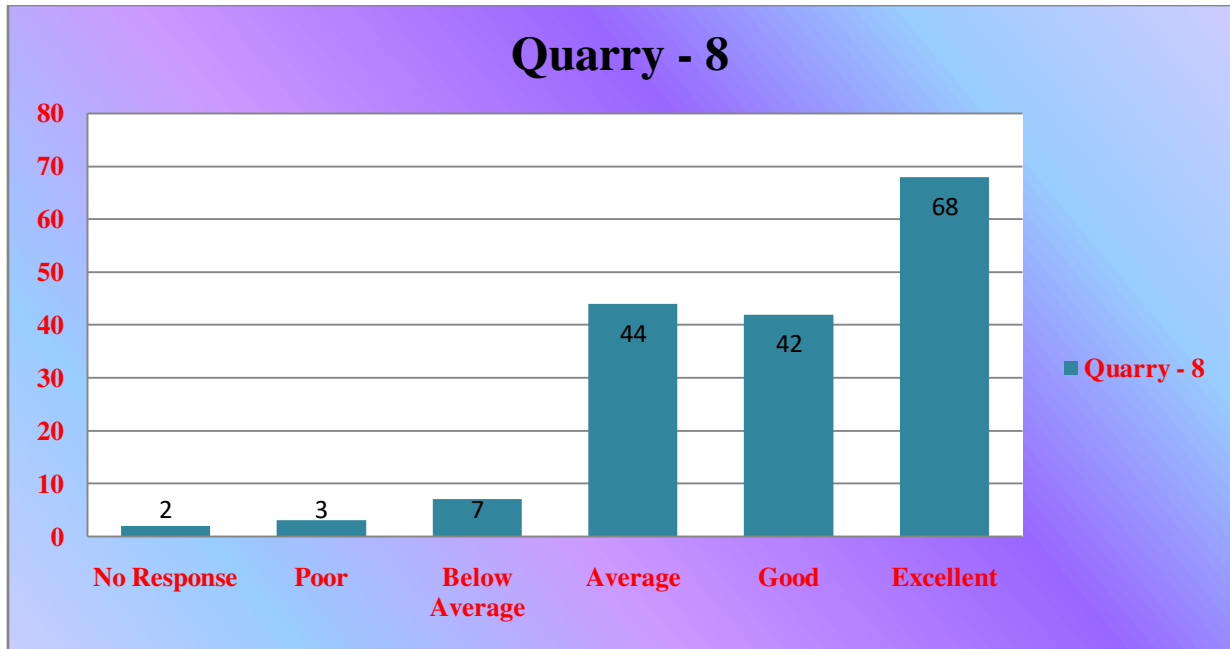
In the **Quarry No 6** it was asked to the parents that whether the college conducting any co curricular activities or not. Analyzing the data it was found that 1 have not responded to the questions, 3 responded that the content is poor to meet the needs demands of the industry. 8 responded as below average, 43 responded as average, 46 responded as good and 65 responded that the content is excellent to meet the needs and demand of the programme. It represents that more than 85% of the parents responded that the college is conducting many co curricular activities and given good or excellent responses according to the questionnaire scale. (Vide Fig-6).



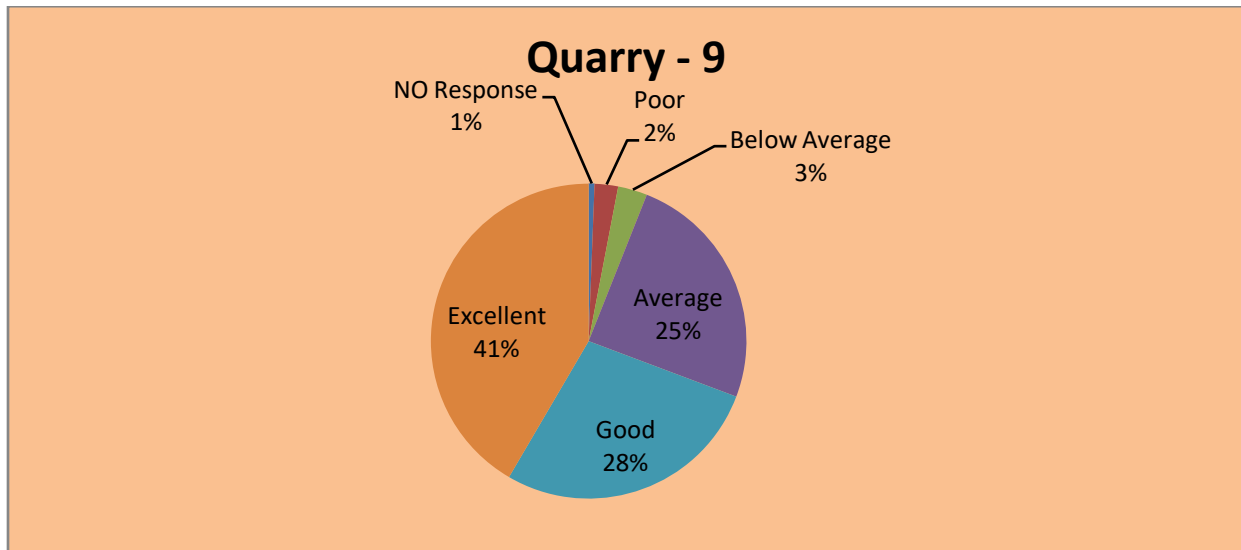
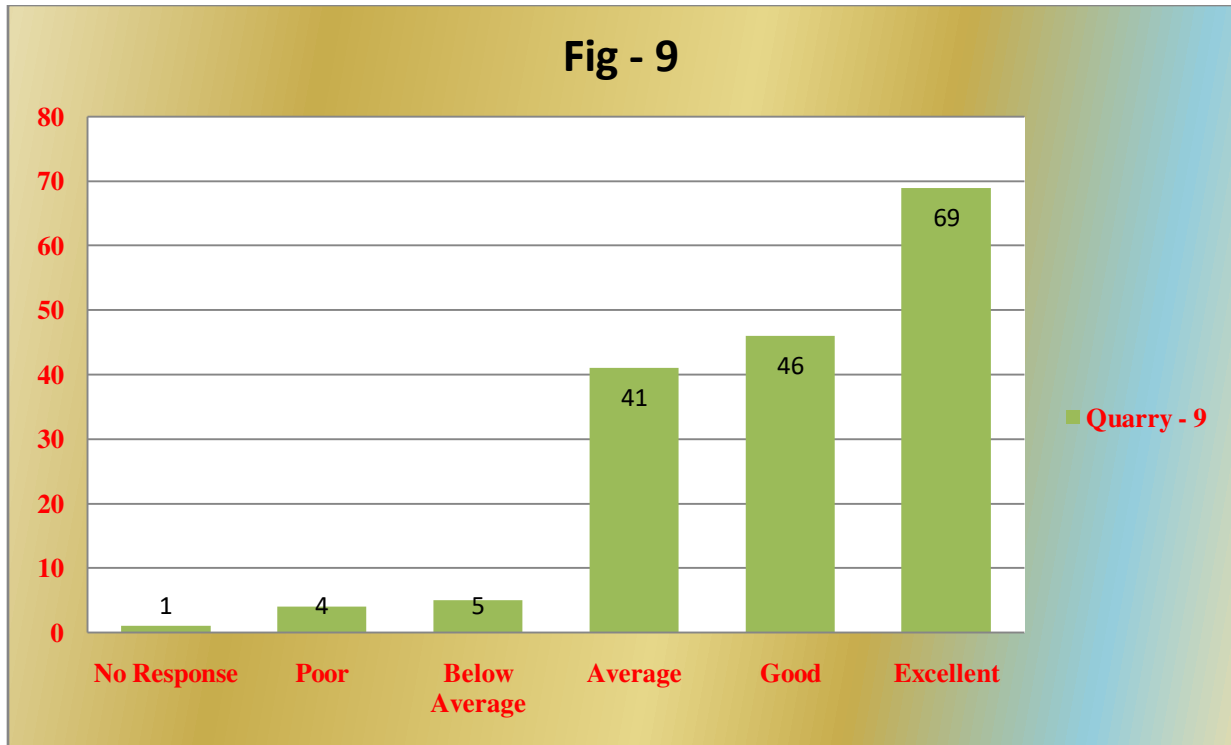
In the **Quarry No 7** it was asked to the parents that whether skill learning program is there in the curriculum for better result in the placement activities or not. Analyzing the data it was found that 2 have not responded to the questions, 3 responded that the content is poor to meet the needs demands of the industry. 9 responded as below average, 38 responded as average, 43 responded as good and 71 responded that the content is excellent to meet the needs and demand of the programme. It represents that more than 80% of the parents responded that the college is taking good care of placements and they are happy and given good or excellent responses according to the questionnaire scale. (**Vide Fig-7**).



In the **Quarry No 8** it was asked to the parents that whether Placement/ career counseling activities in the institution were important to the students for their curriculum or not. Analyzing the data it was found that 3 responded that the content is poor to meet the needs demands of the industry. 7 responded as below average, 44 responded as average, 42 responded as good and 68 responded that the content is excellent to meet the needs and demand of the programme. It represents that more than 92 responded that the Placement/ career counseling activities in the institution were very important and valuable for the students to continue their curriculum and given good or excellent responses according to the questionnaire scale.

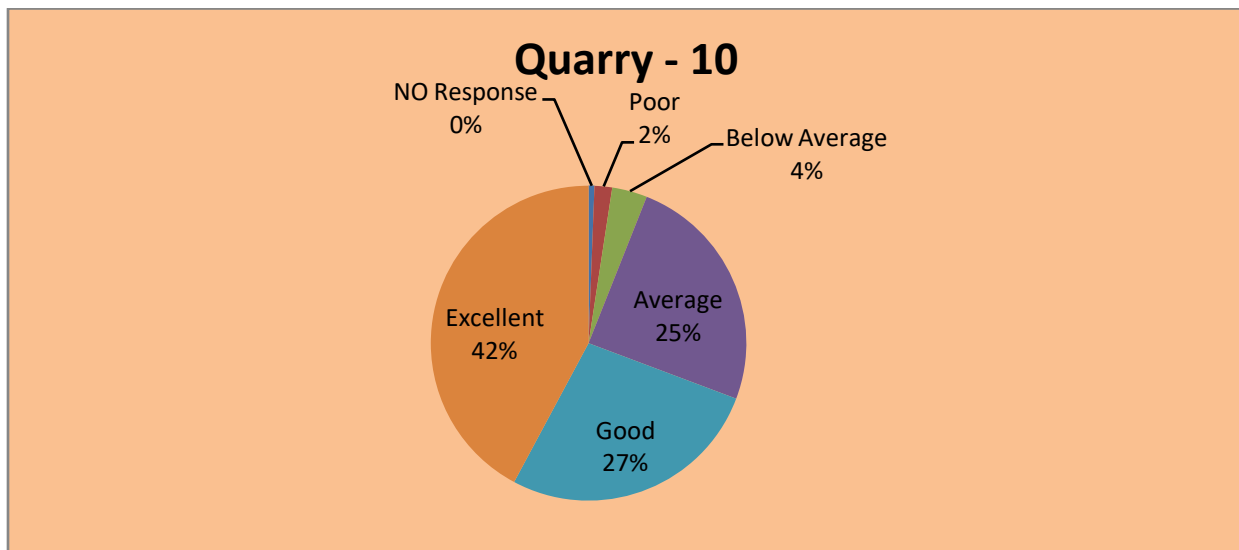
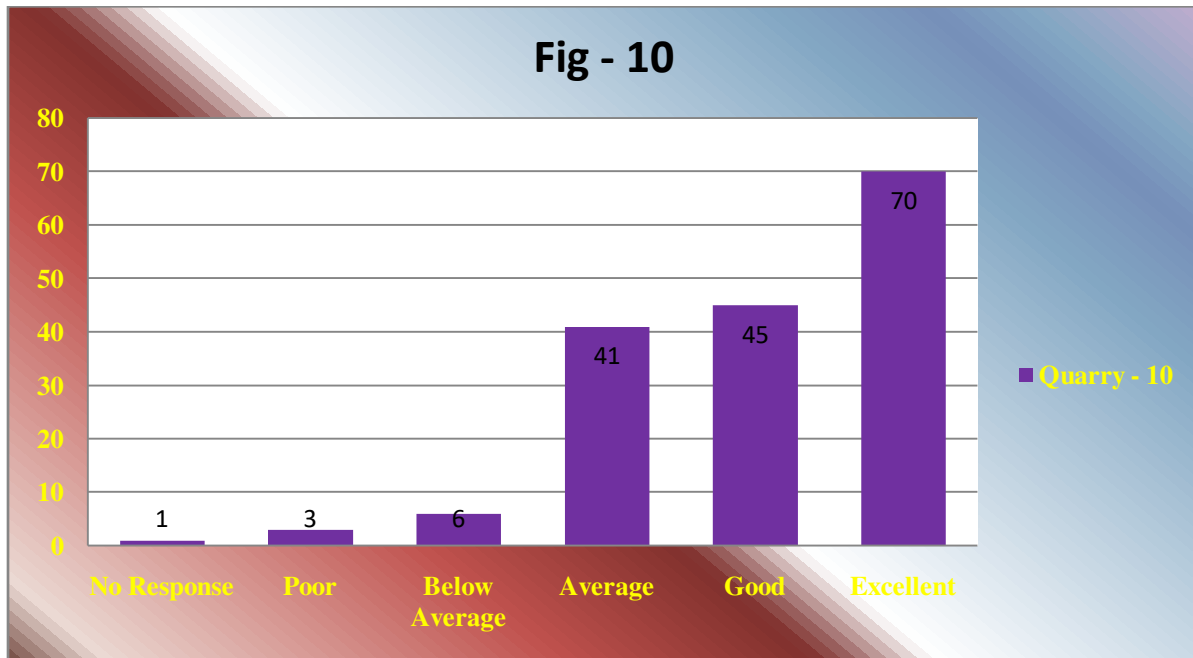


In the **Quarry No 9** it was asked to the parents that whether Cultural activities in the institution were important to the students for their curriculum or not. Analyzing the data it was found that 4 responded that the content is poor to meet the needs demands of the industry.5 responded as below average, 41 responded as average, 46 responded as good and 69 responded that the content is excellent to meet the needs and demand of the programme. It represents that more than 87% of the parents responded that the Cultural activities in the institution were very important and valuable for the students to continue their curriculum and given good or excellent responses according to the questionnaire scale. (**Vide Fig-9**).



In the **Quarry No 10** it was asked to the parents that whether Transparency in the examination and evaluation system of the institution were important to the students for their curriculum or not. Analyzing the data it was found that 3 responded that the content is poor to meet the needs demands of the industry. 6 responded as below average, 41 responded as average, 45 responded as good and 70 responded that the content is excellent to meet the needs and demand of the programme. It represents that more than 92% of the parents responded that the Transparency in the examination and evaluation system of the institution were very important

and valuable for the students to continue their curriculum and given good or excellent responses according to the questionnaire scale. (Vide Fig-10).



Discussion

After statistical analysis it was found that regarding overall personality development, importance of practical classes, field visit to face the industry, effective delivery of curriculum, skill enhancement programme, placement and career counseling, cultural activity and transparency in examination the college sustain an excellent administration for overall development of the students

Students Feedback Analysis on Curriculum 2020-2021

The college collected online feedback on curriculum issuing a hard copy of Student Feedback about Curriculum (Annexure - 1) to all the students of all departments. After collecting the filled up forms it was found that only 1752 forms with response deposited by the students to the respective in charges.

Analyzing the responses as data it was found that 94.47% of total students given their responses as feedback on curriculum. After issuing the forms it was instructed to the student to feel free to response each and every quarry.

The questionnaire was framed in five points scale containing 10 quarries. The scores were from 1 to 5 being very poor, poor, mediocre, good and excellent respectively

Discussion

After statistical analysis it was found that regarding employability in respect of industry needs and demands, technical skill to face the industry the curriculum to be updated to meet the demands of the students so that the students get opportunity to be absorbed by different industry as per following:

1. The curriculum to be revised to face different National Scholarship Examinations like NET, GATE, JAM and CUET, Stale level examination like SET, CSSC etc. so that the students may compete with nation wise other university students.
2. Hence questions may be arisen to meet the demands of the students at earliest possibility. In view of NEP 2020 all curriculums to be revised with special emphasis with skill enhancement and employability of the students.
3. In case of communicative skill development in the curriculum Spoken English may be introduced in all levels of course of studies.
4. The Practical area of the syllabus to be more balancing with the Theory part of the curriculum

After analysis of the data and preparing a brief report the IQAC coordinator placed the report to the principal for farther action, consequently the principal placed the report to the G. B. of the college. The G. B. of the college made a thorough discussion on the report and recommended to take necessary action by the principal with a request to forward the analyzed report to the university authority for necessary action

A Report on Teachers Feedback Analysis about curriculum 2020-2021

In the area of curriculum delivery, it was found that out of 112 teachers, 109 participated in the curriculum feedback programme, which was online/offline in nature. There were 76 male teachers and 33 female teachers among the respondents.

The respondents were faced with 16 questions on a five-point scale in a questionnaire approved by IQAC covering the areas of teacher's feedback about curriculum.

A report on Employers Feedback Analysis 2020-2021

The college collected offline feedback on curriculum issuing a hard copy of Employers Feedback (Annexure - IV) to all the Employers of all departments. After collecting the filled up forms it was found that only 5 forms with response deposited by the Employers to the respective in charges.

Analyzing the responses as data it was found that 78.50% of total Employers given their responses as feedback. After issuing the forms it was instructed to the Employers to feel free to response each and every quarry.

The questionnaire was framed in four points scale containing 10 quarries. The scores were from 1 to 4 being Unsatisfactory, satisfactory, good and Very good respectively.

Discussion:

After statistical analysis it was found that regarding overall employability of the General communication skill/Interpersonal skill and leadership, team working abilities, Integrity, Competitiveness, Adoptability to additional work commitment, Open to new ideas and learning new techniques, Commitment towards vision & mission of the organization, inclination towards social responsibilities, the overall rating and many Suggestions of the employers were very good.

A Report on Alumni Feedback Analysis 2020-2021

The register Alumni of the college and many departments of the college have arranged many alumni meeting for academic enrichment or feedback collection on curriculum through online mode during last academic year 2020-2021. In the area of curriculum delivery, it was found that out of 1100 students; only 6ttudents participated in the feedback programme. There were 88 male students and 49 female students among the respondents.

In the area of categorizing the UG and PG study, it was found that among the respondents, 98 were completed bachelor's degrees and 39 were completed master's degrees. As the college has no provision to conduct the M. Phil. or Ph. D. programme, no respondents were found from those categories

A report on Parents Feedback Analysis 2020-2021

The college collected online feedback on curriculum issuing a hard copy of parent Feedback (Annexure - VII) to all the parents of all department students. After collecting the filled up forms it was found that only 166 forms with response deposited by the parents to the respective in charges.

Analyzing the responses as data it was found that 92.59% of total parents given their responses as feedback. After issuing the forms it was instructed to the parents to feel free to response each and every quarry.

The questionnaire was framed in five points scale containing 10 quarries. The scores were from 1 to 5 being poor, below average, average, good and excellent respectively.

Discussion

After statistical analysis it was found that regarding overall personality development, importance of practical classes, field visit to face the industry, effective delivery of curriculum, skill enhancement programme, placement and career counseling, cultural activity and transparency in examination the college sustain an excellent administration for overall development of the students

After analysis of the data and preparing a brief report the IQAC coordinator placed the report to the principal for farther action, consequently the principal placed the report to the G. B. of the college. The G. B. of the college made a thorough discussion on the report and recommended to take necessary action by the principal with a request to forward the analyzed report to the university authority for necessary action

P. B. Moha
24/08/2021
IQAC Coordinator
Mugberia Gangadhar Mahavidyalaya

K. Maity 24/08/2021
NAAC Coordinator

Dr. S. S. Saha
24.8.21.
TCS and
GB member

S. S. Saha
24.08.2021
Principal
Mugberia Gangadhar Mahavidyalaya



MUGBERIA GANGADHAR MAHAVIDYALAYA
P.O.-BHUPATINAGAR, Dist.-PURBA MEDINIPUR, PIN-721425, WEST BENGAL.



INDIA

NAAC Re-Accredited B⁺ LEVEL Govt. aided College
CPE (Under UGC XII Plan) & NCTE Recognized Institution

DBT Star College Scheme Award Recipient

E-mail:

mugberia_college@rediffmail.com//www.mugberiangangadharmahavidyalaya.ac.in

Ref. No. MGM/GIA/VC VU/87/2020-21

Date: 25.08.2021

To
Inspector of Colleges,
Vidyasagar University,
Midnapore,
Paschim Medinipur, W. B.

Office of the Inspector of Colleges
VIDYASAGAR UNIVERSITY
Midnapore-721102
Received but Content not yet
Signature
27/08/2021

Sub: Submission of Students' Feedback Report of 2020-2021.

Sir,

I am submitting herewith the Report of Students' Feedback on Curriculum of 2020-2021 with the following points raised by the students in the area of suggestion for your kind consideration.

- The students suggested to increase working day by reducing time for examination.
- The curriculum to be framed emphasising present demand in post graduate study in all subject so that the employability of the students may increase.
- The examination schedule to be framed by scheduling all odd or even semester in consecutive days so that all semester examination will be completed within minimum time.
- The practical examinations of physical education will be completed before theory examination

Thanking You.

Yours Sincerely,

(Dr. Swapan Kumar Misra)

Principal

Principal

Mugberia Gangadhar Mahavidyalaya





MUGBERIA GANGADHAR MAHAVIDYALAYA

P.O.—BHUPATINAGAR, Dist.—PURBA MEDINIPUR, PIN.—721425, WEST BENGAL, INDIA

NAAC Re-Accredited B+Level Govt. aided College

CPE (Under UGC XII Plan) & NCTE Approved Institutions

DBT Star College Scheme Award Recipient

E-mail : mugberia_college@rediffmail.com // www.mugberiangangadharmahavidyalaya.ac.in

1.4.1: Institution obtains feedback on the academic performance and ambience of the institution from various stakeholders, such as Students, Teachers, Employers, Alumni etc. and action taken report on the feedback is made available on institutional website

**Feedback analysis report submitted to appropriate bodies
for the academic year 2019-2020**

Students Feedback Analysis on Curriculum 2020

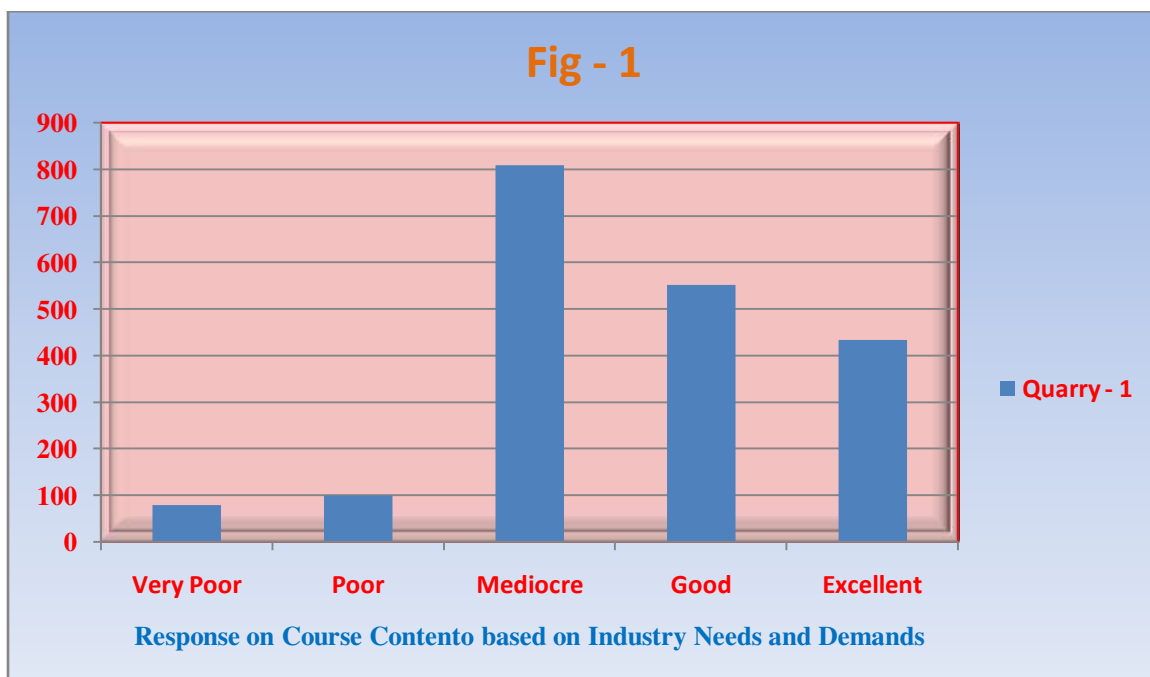
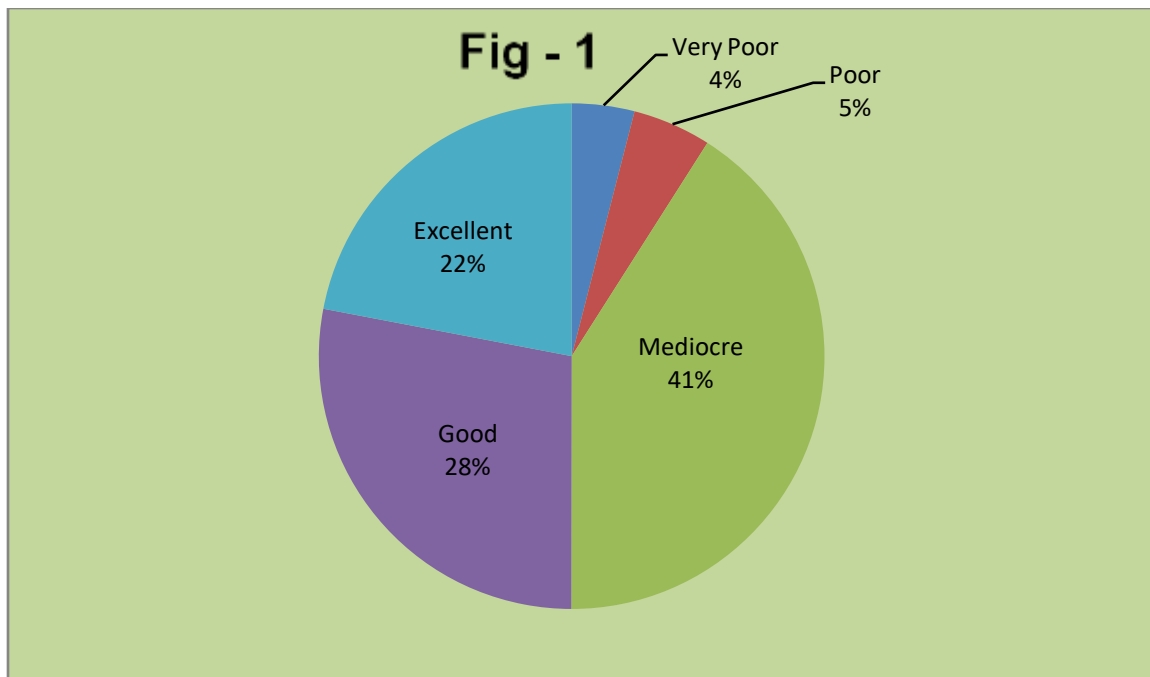
The college collected off line & online feedback on curriculum issuing a hard copy of Student Feedback About Curriculum (Annexure - 1) to all the students of all departments. After collecting the filled up forms it was found that only 1973 forms with response deposited by the students to the respective in charges.

Analyzing the responses as data it was found that 94.47% of total students given their responses as feedback on curriculum. After issuing the forms it was instructed to the student to feel free to response each and every quarry.

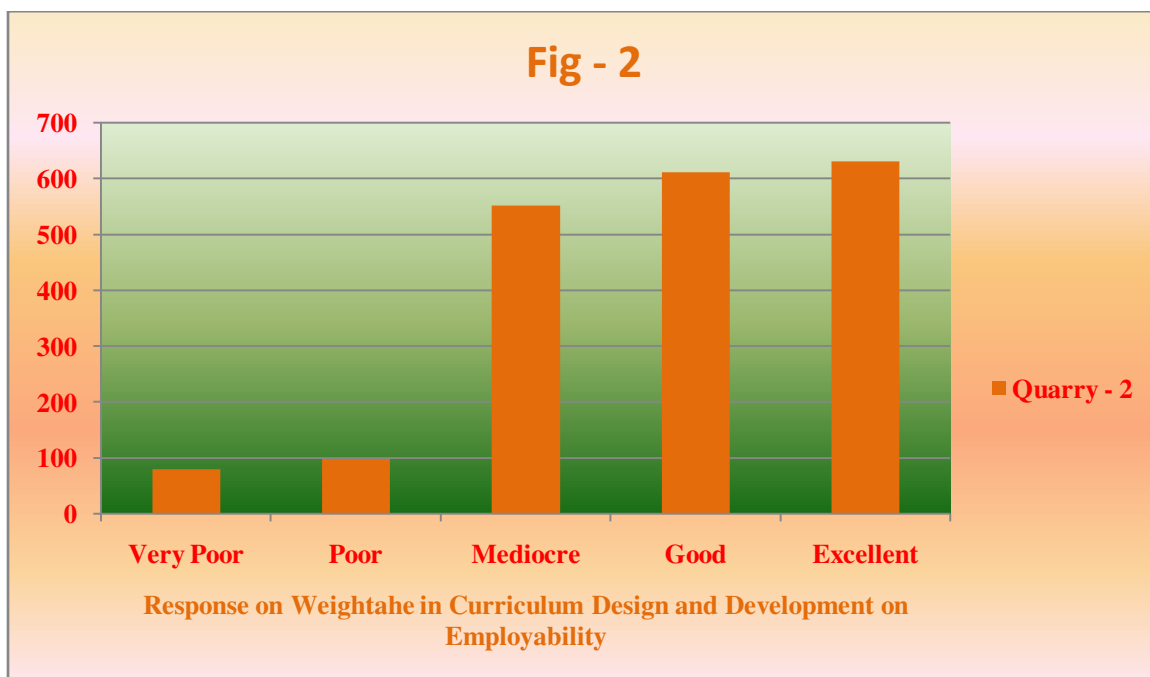
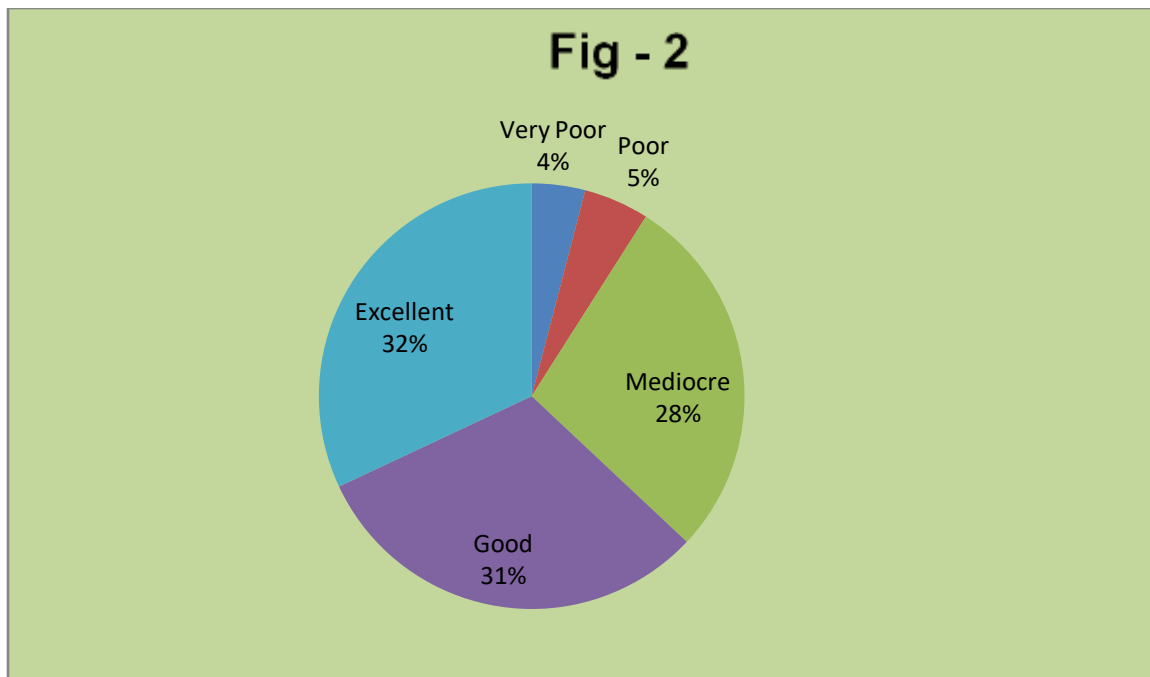
The questionnaire was framed in five points scale containing 10 quarries. The scores were from 1 to 5 being very poor, poor, mediocre, good and excellent respectively.

Response	Q1	Q2	Q3	Q4	Q5	Q6	Q7	Q8	Q9	Q10
Very Poor	79	80	98	40	59	79	40	99	100	79
Poor	99	98	100	59	60	99	60	99	118	99
Mediocre	809	552	394	296	276	217	98	198	177	217
Good	552	612	631	750	710	828	355	788	769	730
Excellent	434	631	750	828	868	750	1420	789	809	848

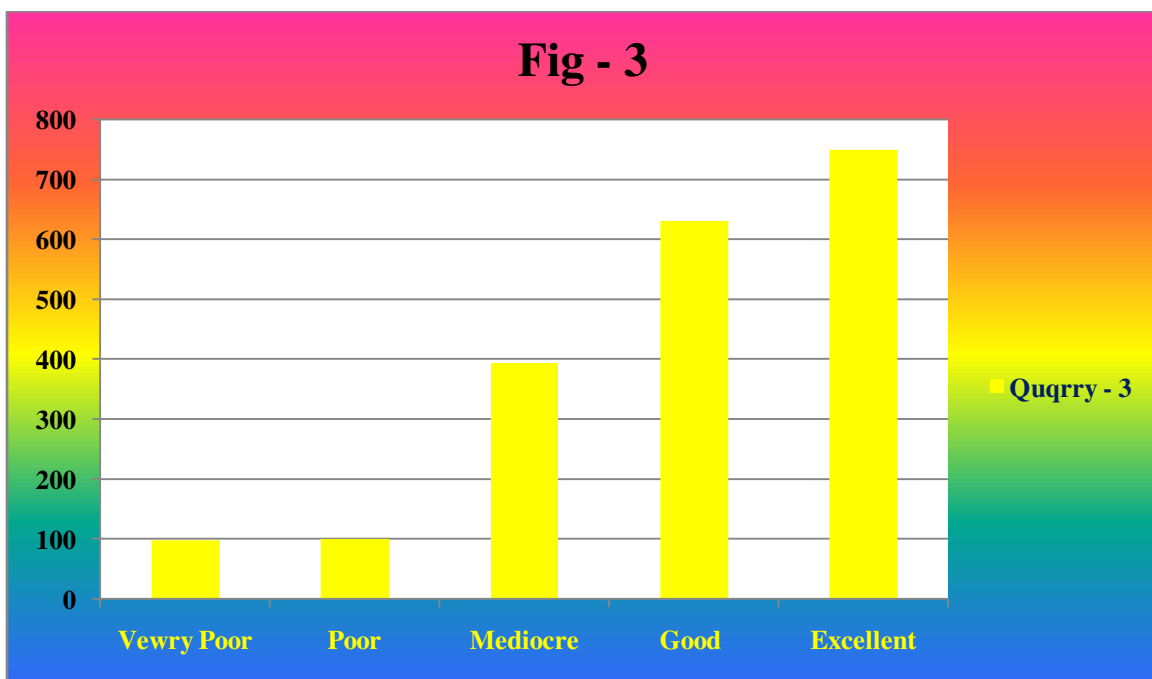
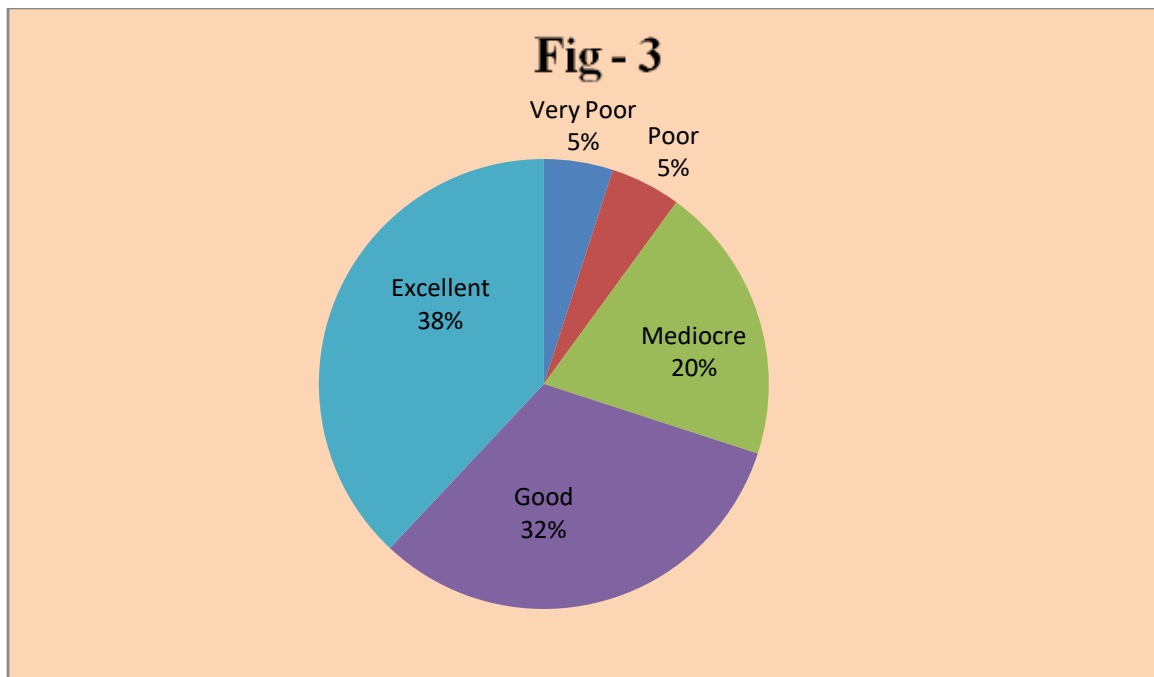
In the **Quarry No 1** it was asked to the students that the course content is to what extend meet the needs and demands of the industry or the employing authority. Analyzing the data it was found that 4% of the students responded that the course content is very poor to meet the needs demands of the industry. 5% students responded as poor, 41% of the students responded as mediocre, 28% of the students responded as good and 22% of the students responded that the course content is excellent to meet the needs and demand of the industry. It represents that less than 55% of the students responded that the course content is not excellent to meet the needs and demand of the industry, as most of the students of this college are studying in Humanities section and their provision of job opportunity is only in educational institutions. They are not getting any opportunity even to make application against their candidature as there is no advertisement by the CSSC, W. B. since a long time. (**Vide Fig-1**)



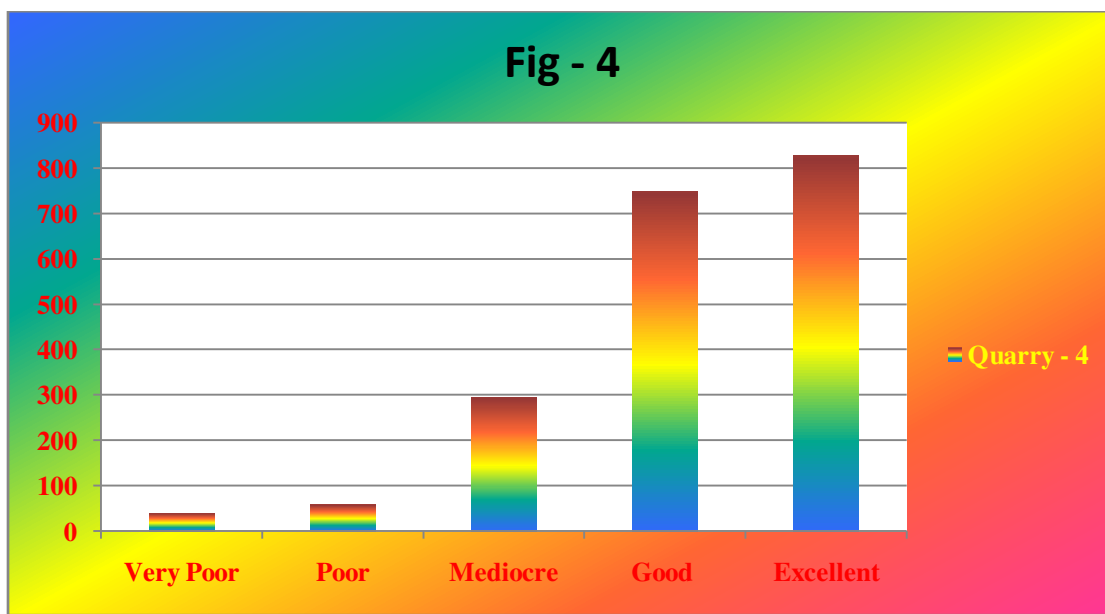
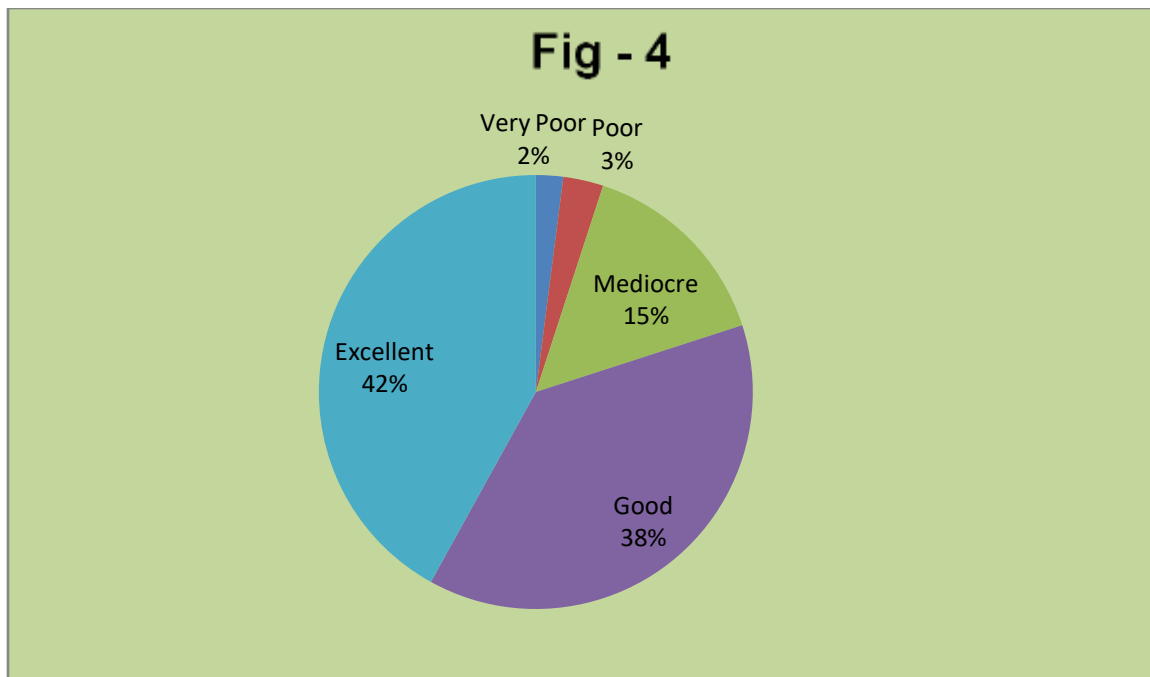
In the **Quarry No 2** it was asked to the students that the course content is to what extent weightage is imposed in the curriculum for employability. Analyzing the data it was observed that 4% of the students responded that the course content is very poor to meet the employability. 5% students responded as poor, 28% of the students responded as mediocre, 31% of the students responded as good and 32% of the students responded that the course content is excellent to meet the employability. (**Vide Fig-2**)



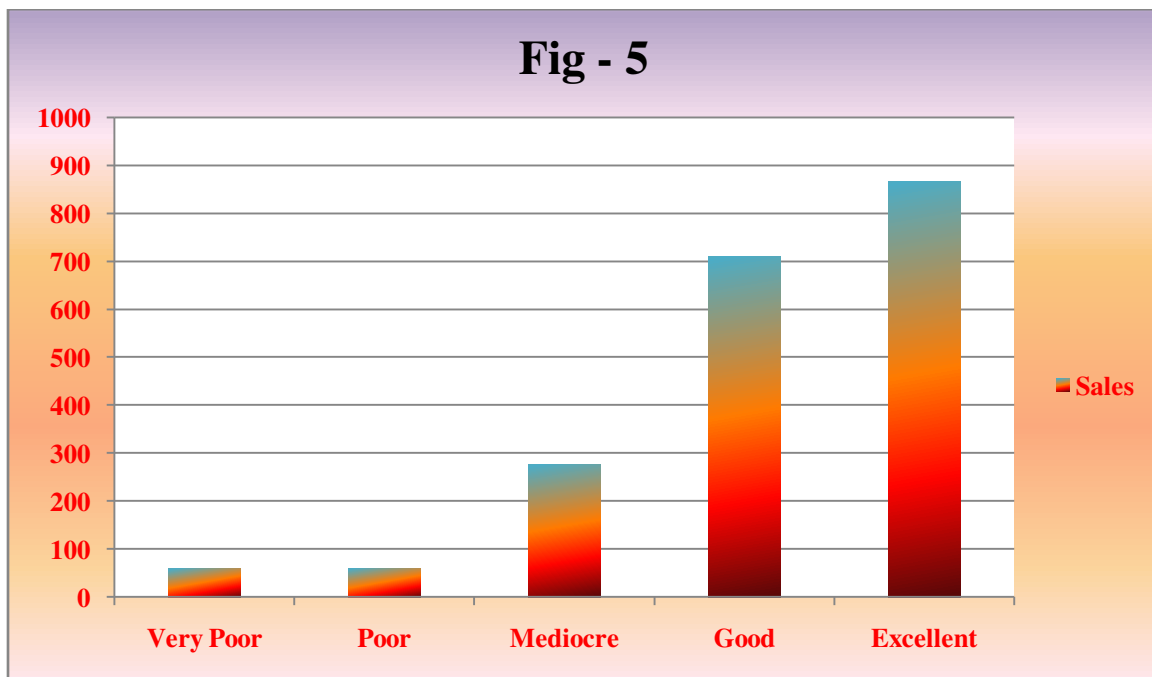
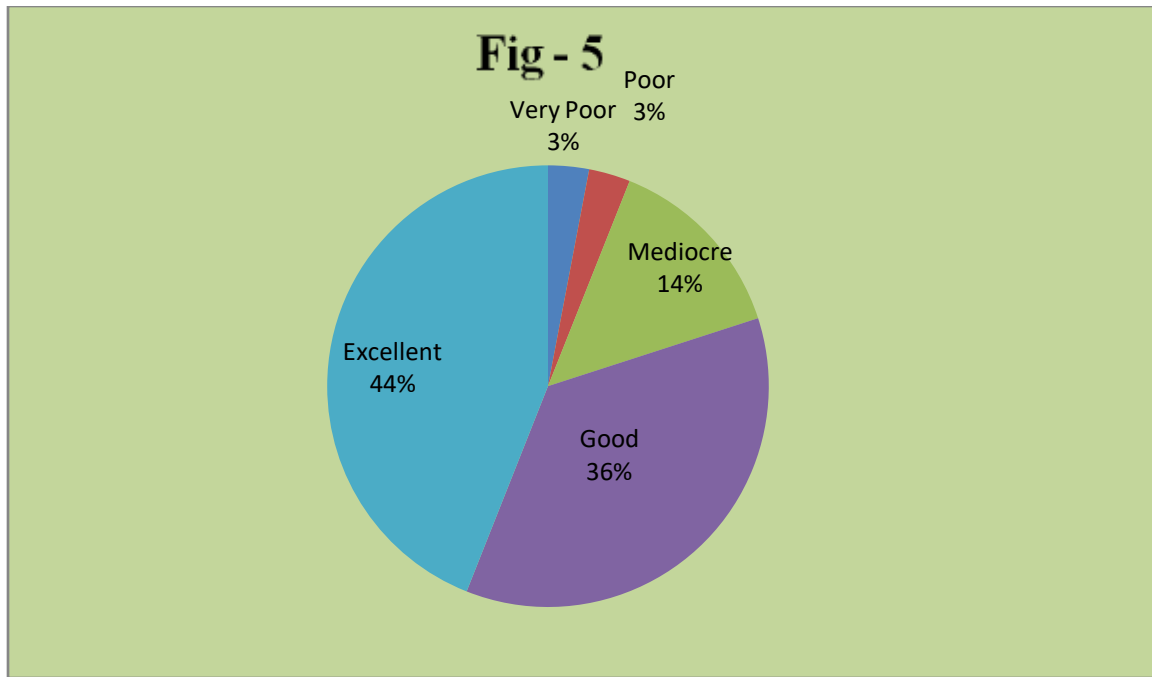
In the **Quarry No 3** it was asked to the students that is the course content suitable for NET / GATE / JAM / SET Examination? Analyzing the data it was observed that 5% of the students responded that the course content is very poor to meet the employability. 5% students responded as poor, 20% of the students responded as mediocre, 32% of the students responded as good and 38% of the students responded that the course content is excellent to meet the employability. (**Vide Fig-3**).



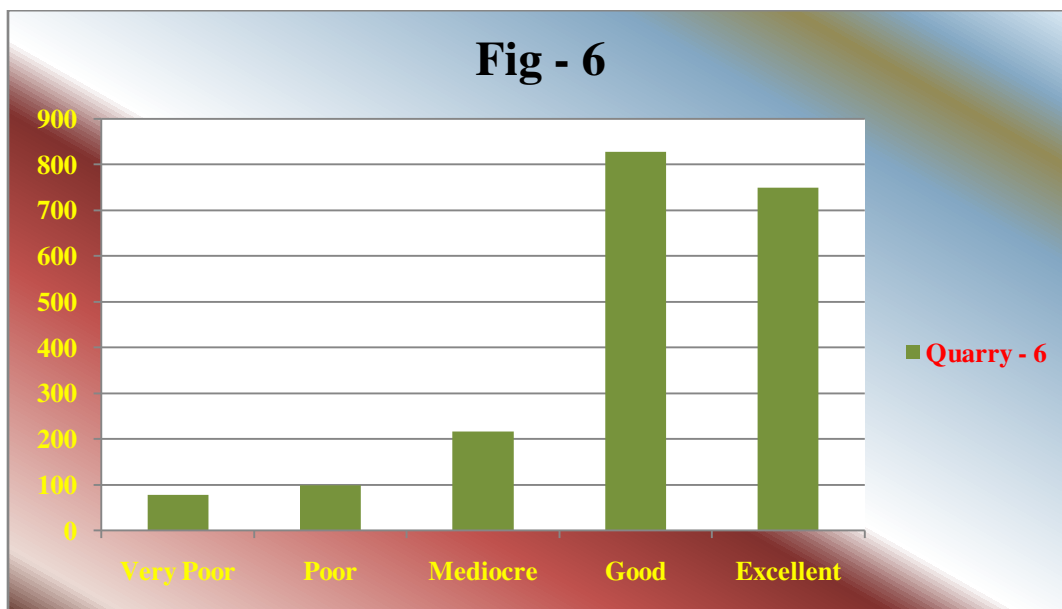
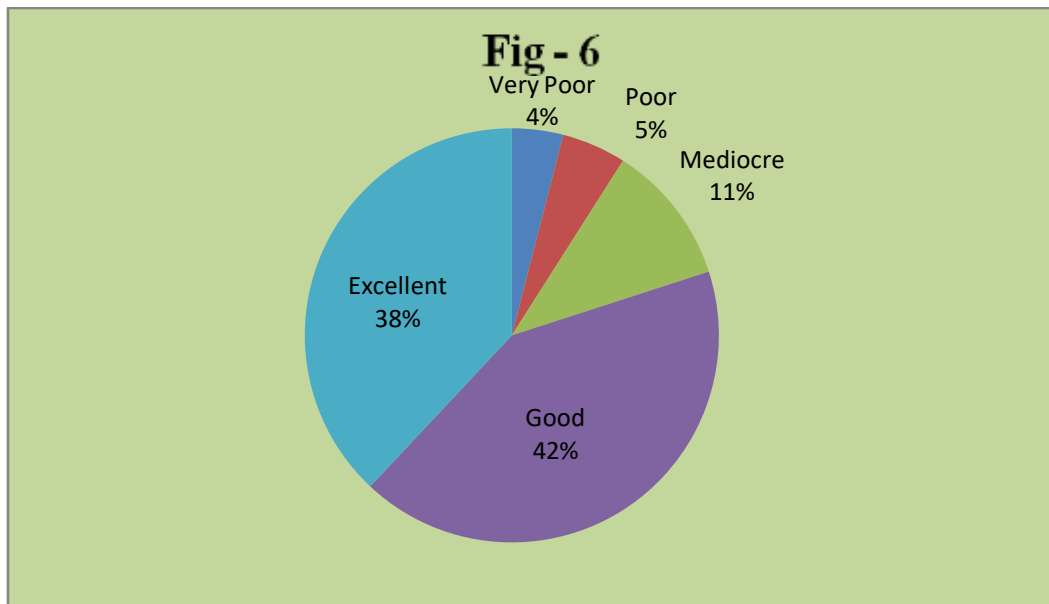
In the **Quarry No 4** it was asked to the students about the balance between theory and practical in the course content. Analyzing the data it was observed that 2% of the students responded that the course content is very poor to meet the employability. 3% students responded as poor, 15% of the students responded as mediocre, 38% of the students responded as good and 42% of the students responded that the course content is excellent to meet the employability. (Vide Fig-4).



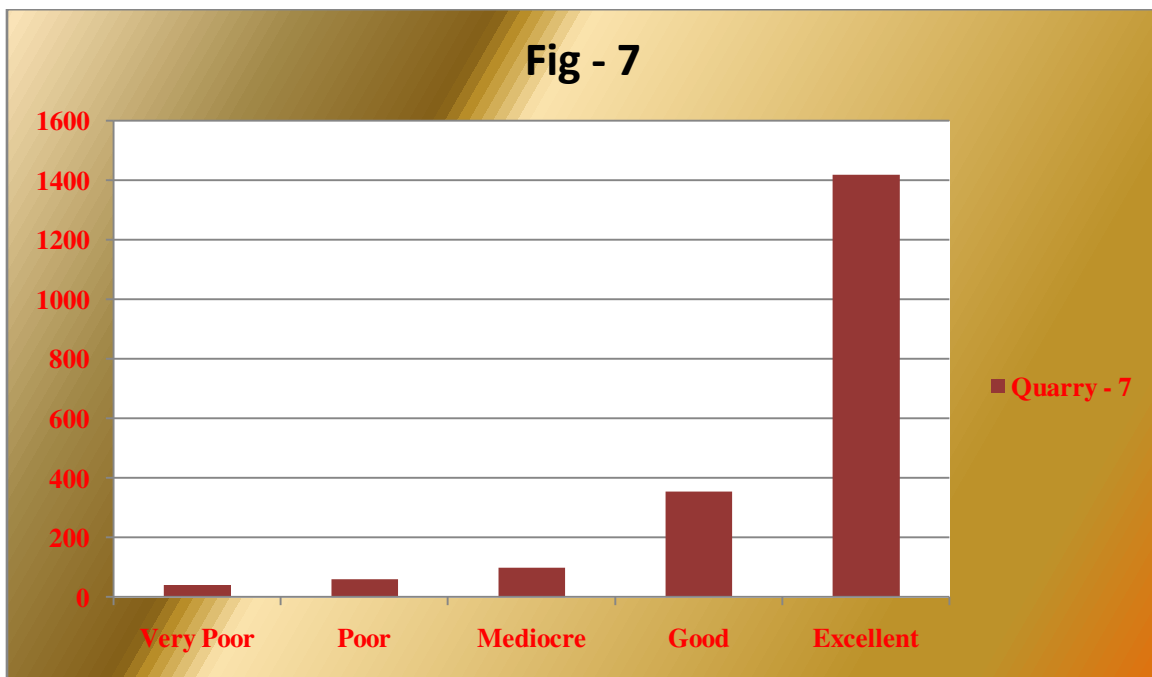
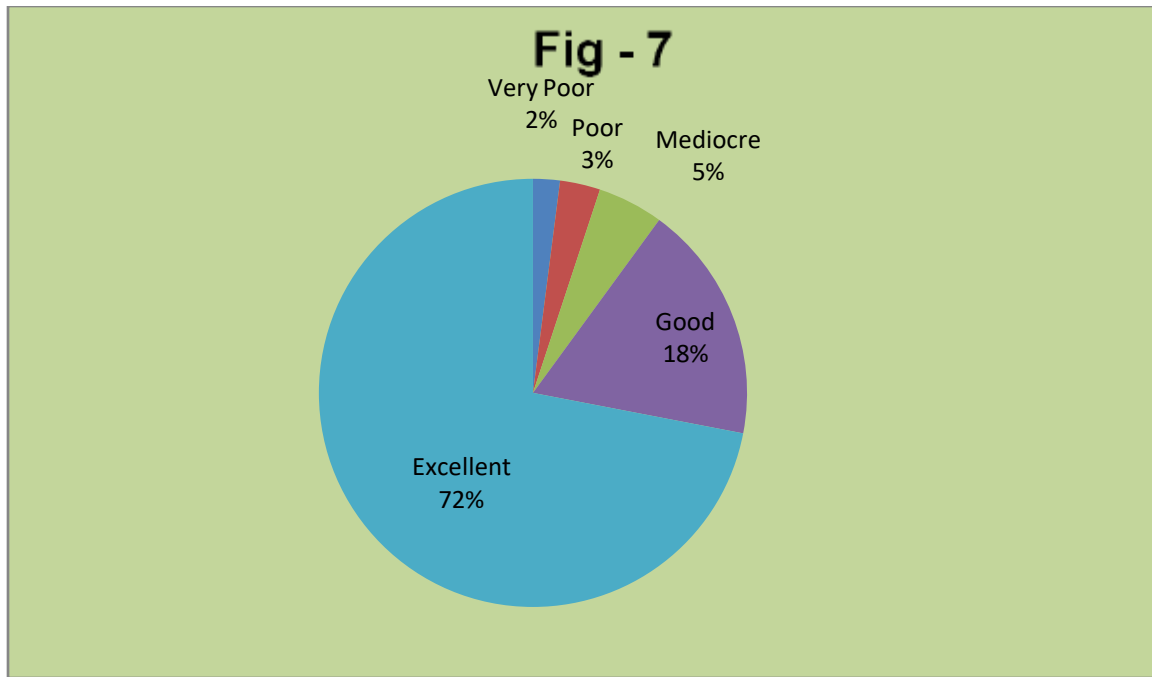
In the **Quarry No 5** it was asked to the students about the practical experience enhanced understanding the concept of theory. Analyzing the data it was observed that 3% of the students responded that the course content is very poor to meet the employability. 3% students responded as poor, 14% of the students responded as mediocre, 36% of the students responded as good and 44% of the students responded that the course content is excellent to meet the employability. (Vide Fig-5).



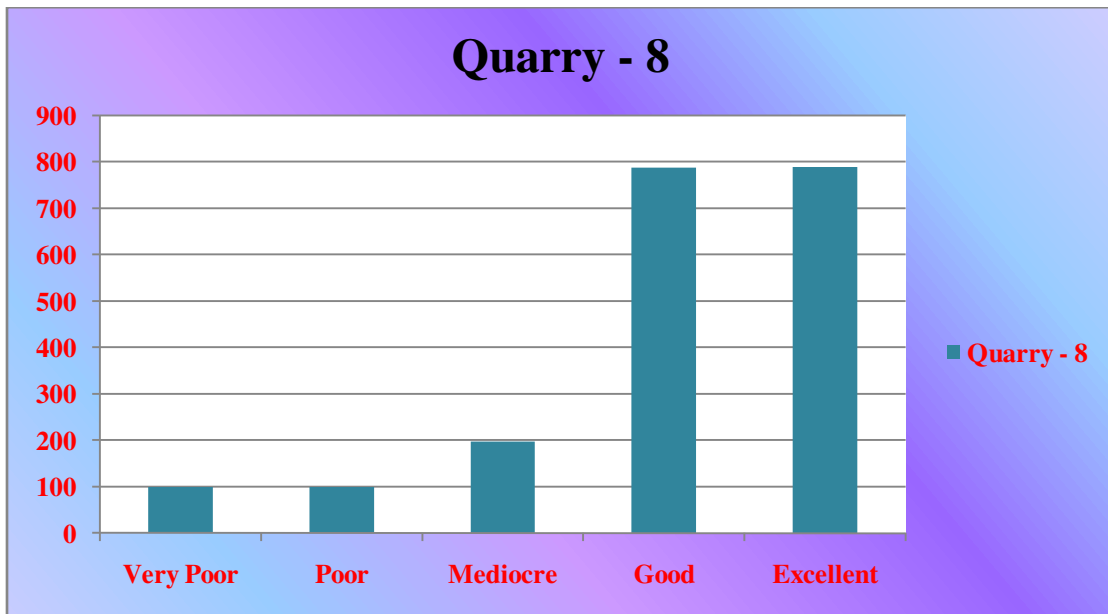
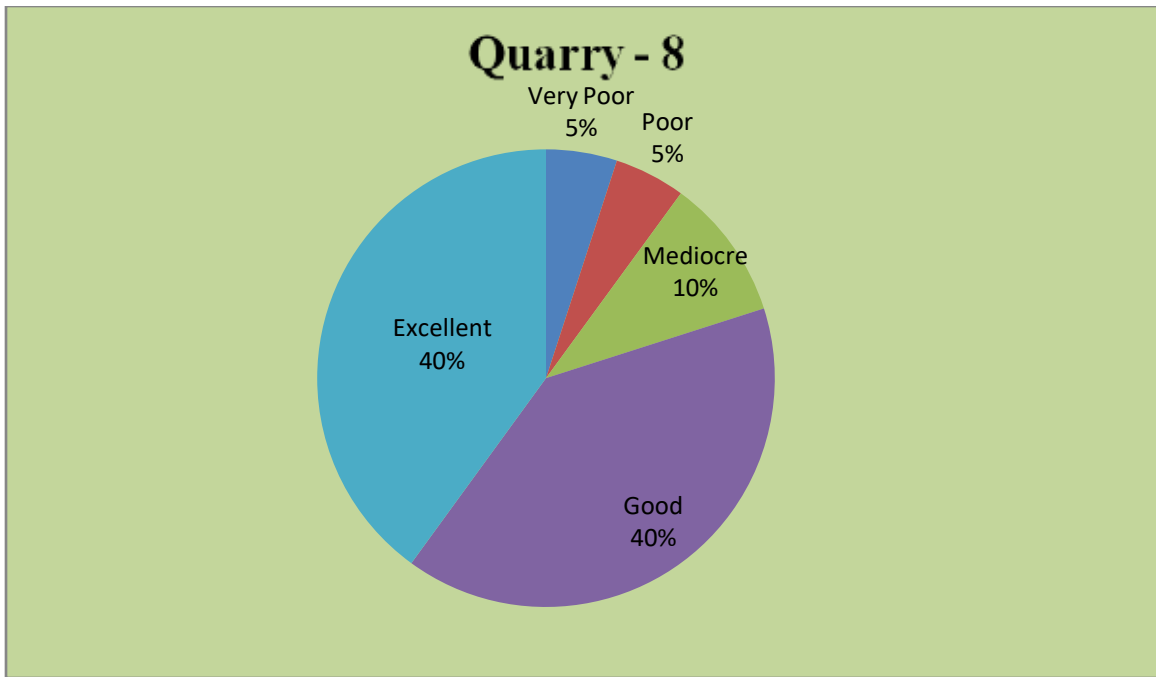
In the **Quarry No 6** it was asked to the students that is the course enhance technical skill to face the industry? Analyzing the data it was observed that 4% of the students responded that the course content is very poor to meet the employability. 5% students responded as poor, 11% of the students responded as mediocre, 42% of the students responded as good and 38% of the students responded that the course content is excellent to meet the employability. (**Vide Fig-6**).



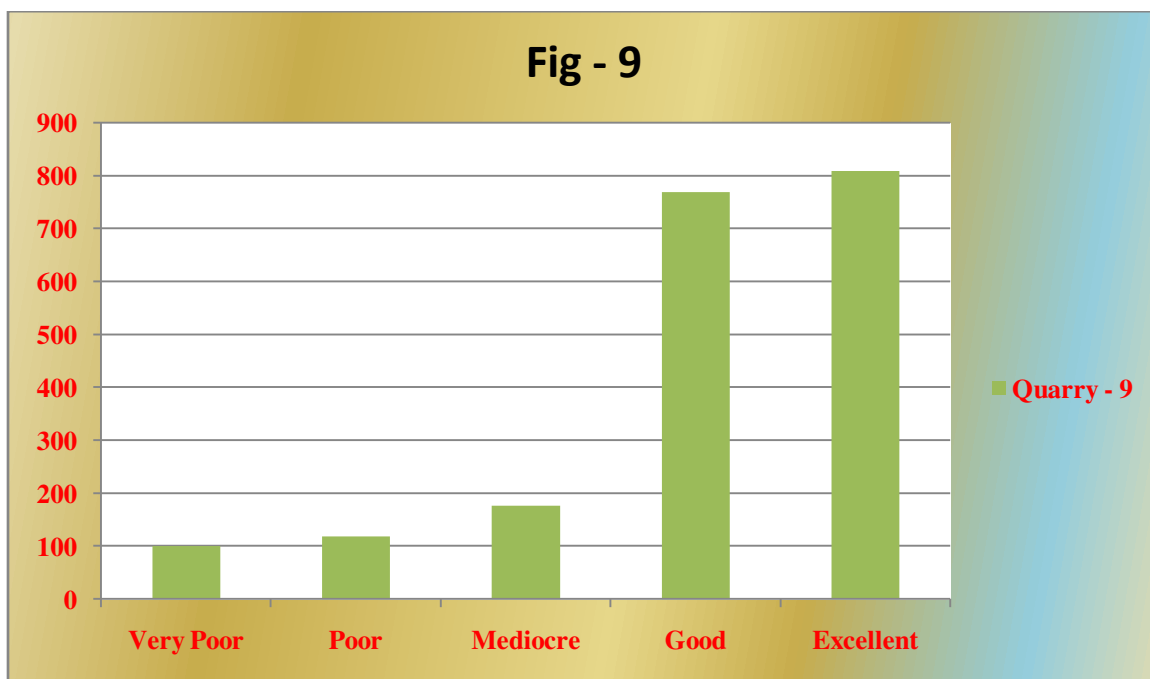
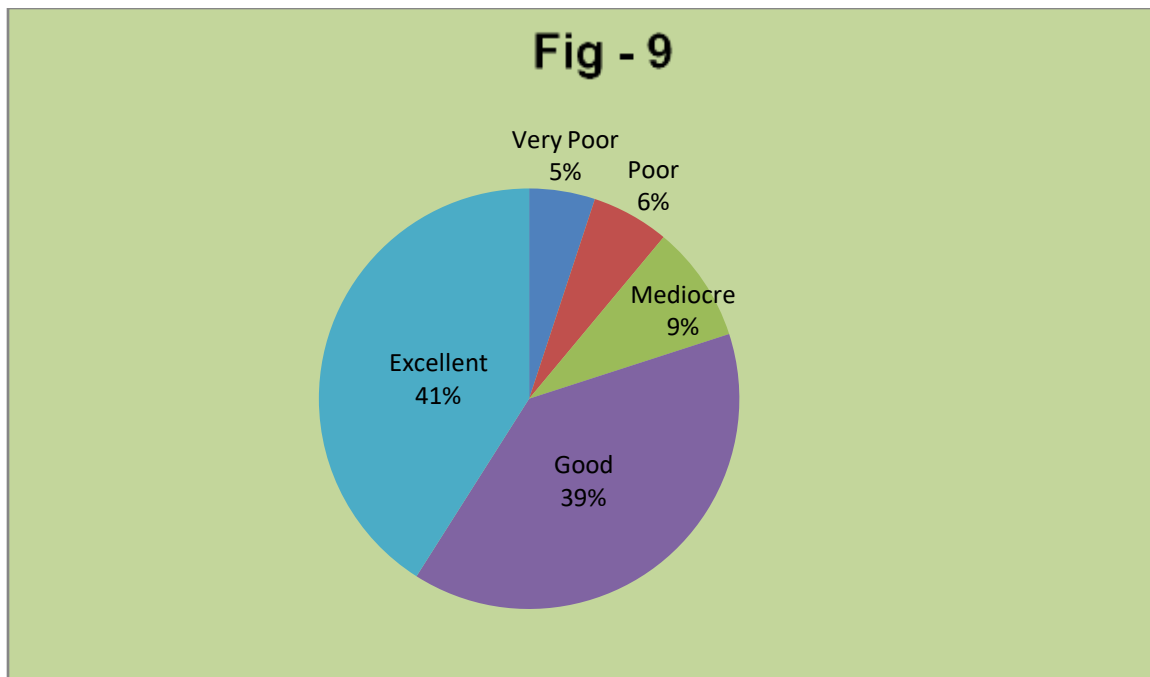
In the **Quarry No 7** it was asked to the students that the curriculum updated from time to time or not? Analyzing the data it was observed that 2% of the students responded that the course content is very poor to meet the employability. 3% students responded as poor, 5% of the students responded as mediocre, 18% of the students responded as good and 72% of the students responded that the course content is excellent to meet the employability. (**Vide Fig-7**).



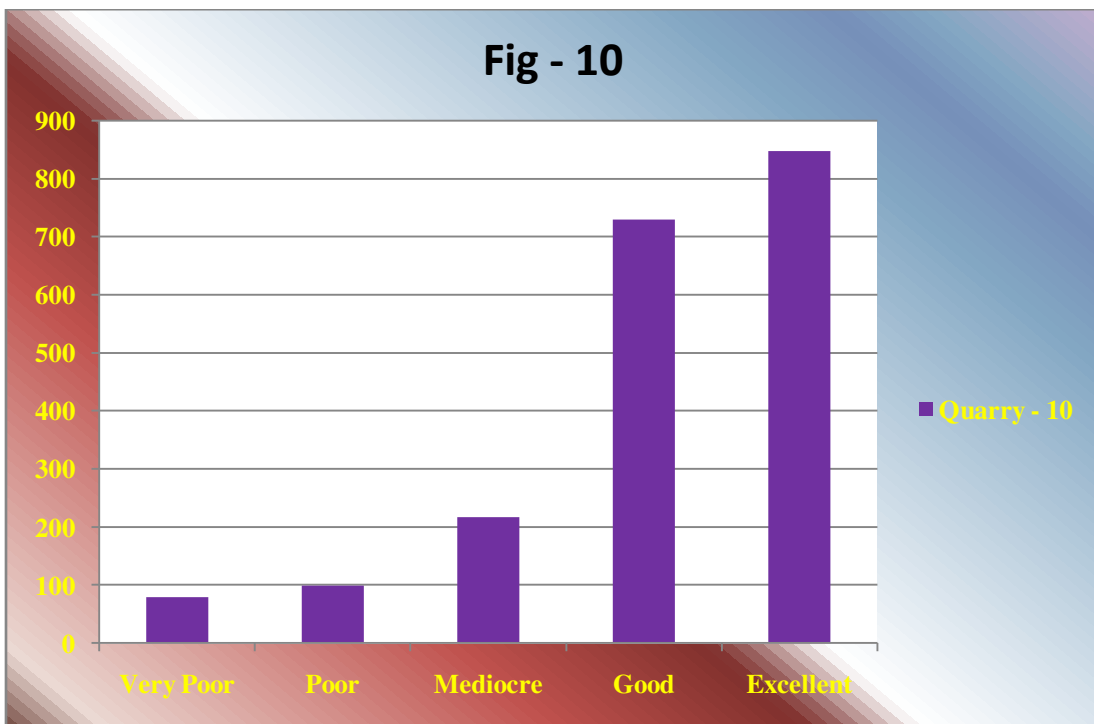
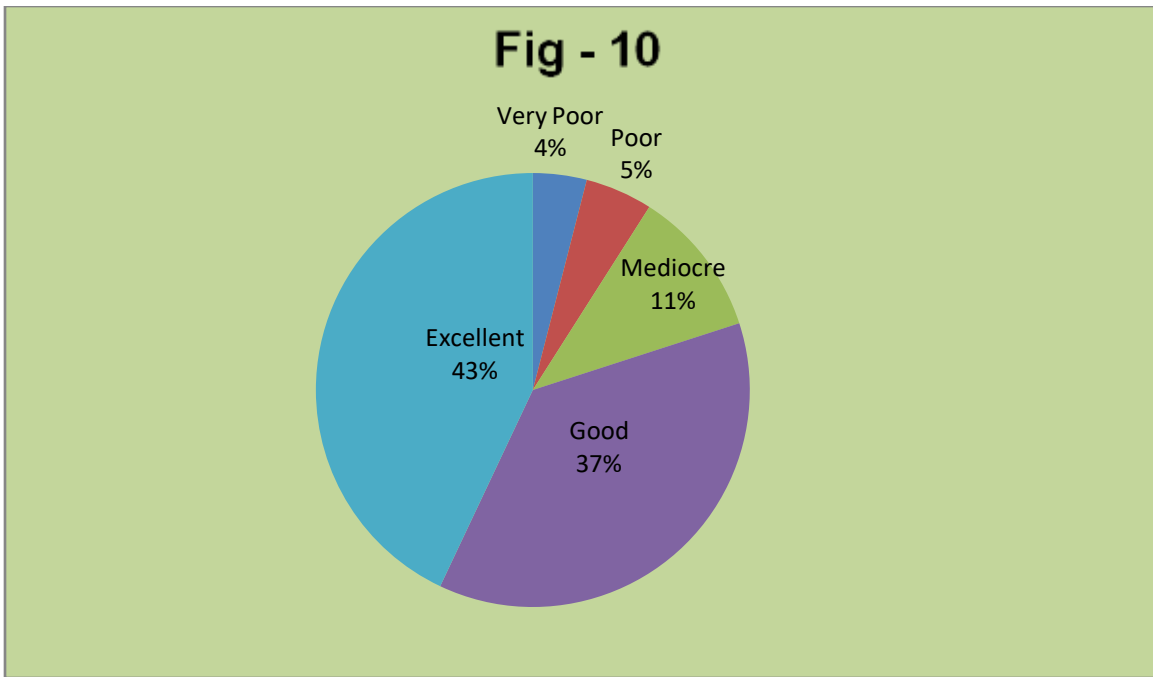
In the **Quarry No 8** it was asked to the students whether the curriculum is competent in Global Education System or not? Analyzing the data it was observed that 5% of the students responded that the course content is very poor to meet the employability. 5% students responded as poor, 10% of the students responded as mediocre, 40% of the students responded as good and 40% of the students responded that the course content is excellent to meet the employability. (Vide Fig-8).



In the **Quarry No 9** it was asked to the students whether the curriculum is helpful to attain Higher Study or not? Analyzing the data it was observed that 5% of the students responded that the course content is very poor to meet the employability. 6% students responded as poor, 9% of the students responded as mediocre, 39% of the students responded as good and 41% of the students responded that the course content is excellent to meet the employability. (**Vide Fig-9**).



In the **Quarry No 10** it was asked to the students whether the curriculum is simulating to create interest in the subject areas or not? Analyzing the data it was observed that 4% of the students responded that the course content is very poor to meet the employability. 5% students responded as poor, 11% of the students responded as mediocre, 37% of the students responded as good and 43% of the students responded that the course content is excellent to meet the employability. (**Vide Fig-10**).



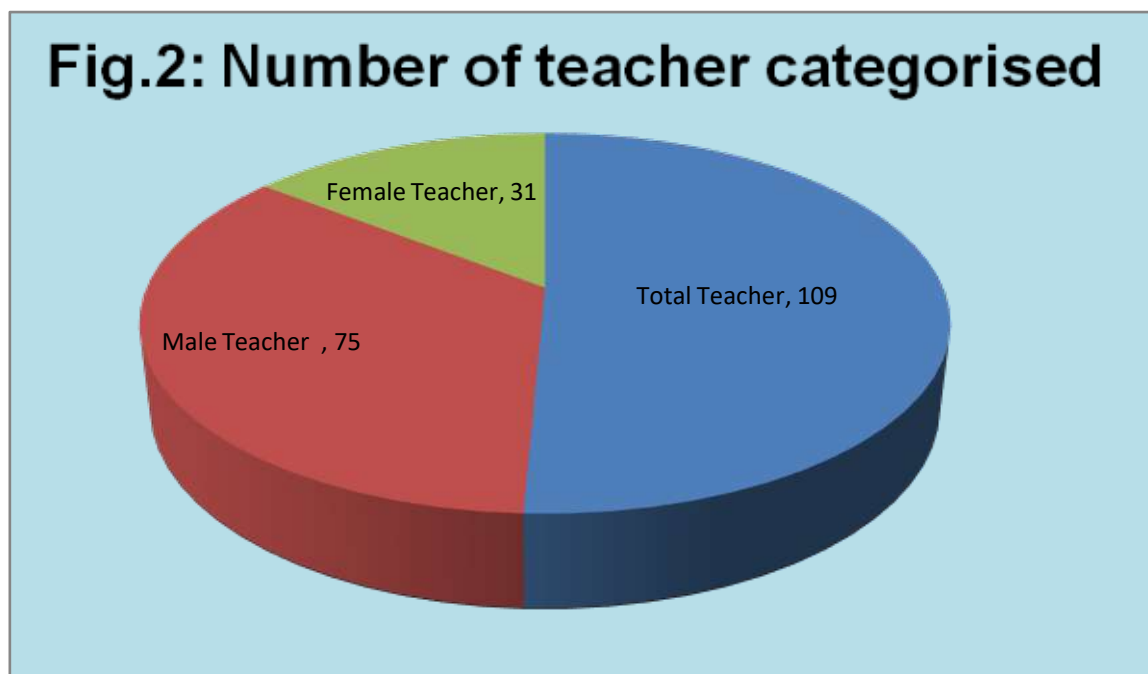
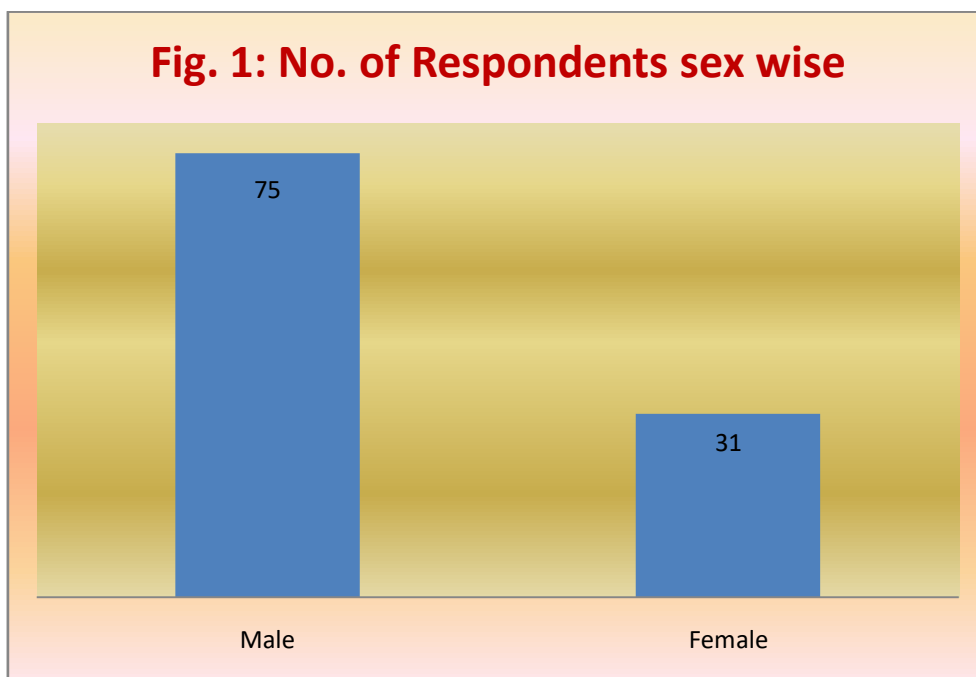
Discussion

After statistical analysis it was found that regarding employability in respect of industry needs and demands, technical skill to face the industry the curriculum to be updated to meet the demands of the students so that the students get opportunity to be absorbed by different industry as per following:

1. The curriculum to be revised to face different National Scholarship Examinations like NET, GATE, JAM and CUET, State level examination like SET, CSSC etc. so that the students may compete with nation wise other university students.
2. Hence questions may be arisen to meet the demands of the students at earliest possibility. In view of NEP 2020 all curriculum to be revised with special emphasis with skill enhancement and employability of the students.
3. In case of communicative skill development in the curriculum Spoken English may be introduced in all levels of course of studies.
4. The Practical area of the syllabus to be more balancing with the Theory part of the curriculum

A Report on Teacher Feedback Analysis about curriculum 2020

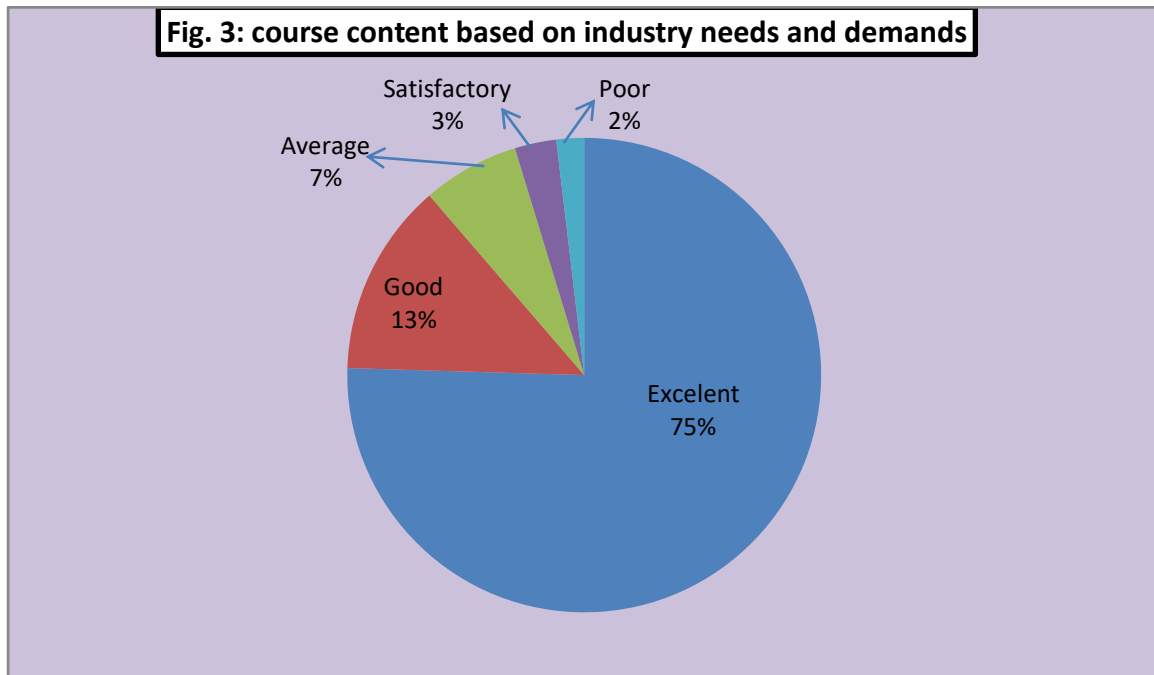
In the area of curriculum delivery, it was found that out of 109 teachers, 106 participated in the curriculum feedback programme, which was online/offline in nature. There were 75 male teachers and 31 female teachers among the respondents. **Vide Fig. 1 & 2**



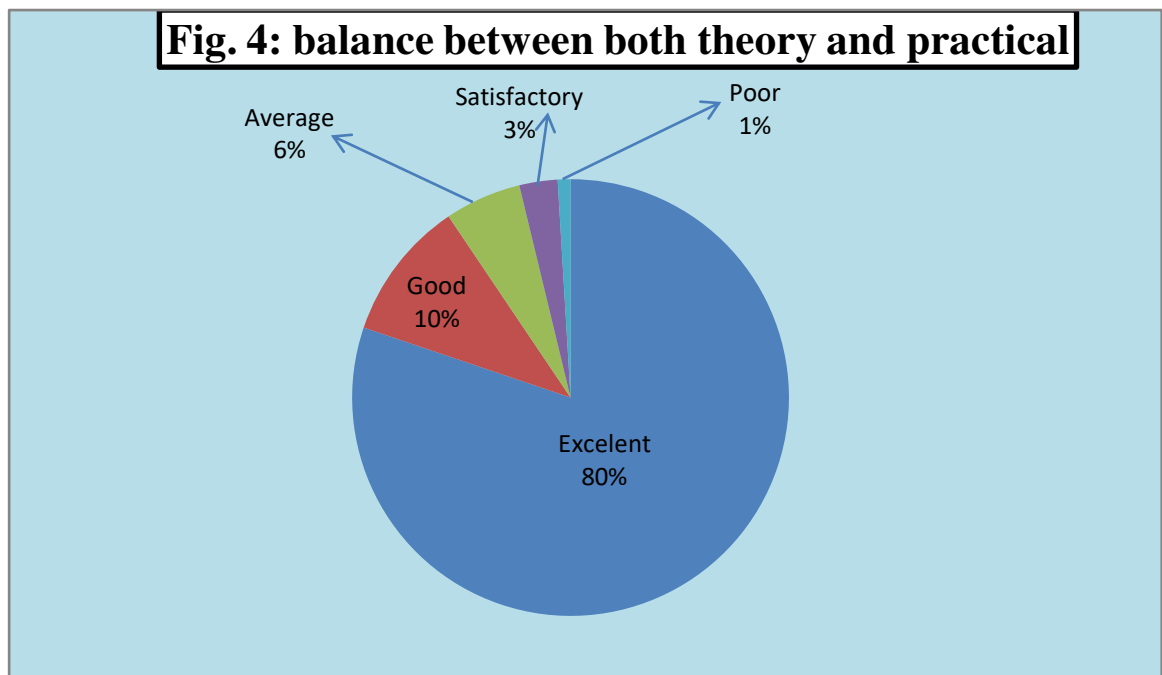
The respondents were faced with 16 questions on a five-point scale in a questionnaire approved by IQAC covering the areas of teacher's feedback about curriculum.

In query no. 1, in response to question number one about course content based on industry needs and demands, 75 percent of teachers responded excellent, 13 percent

responded good, 7 percent responded average, 3 percent responded satisfactory, and only 2 percent opined that the content of the course does not meet the needs and demands of industry. **Vide Fig. 3**

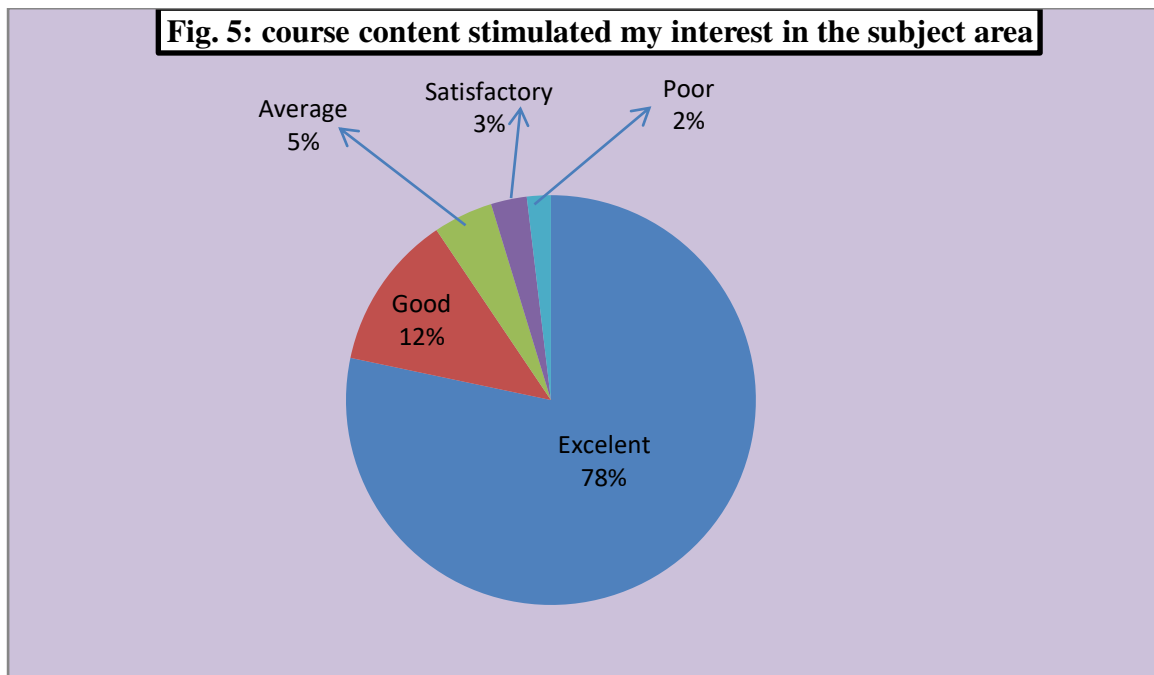


In query no. 2 regarding whether the course has a good balance between both theory and practical application, it was found that 80 percent teacher respondents stated excellent, 10 percent stated very good, 6 percent stated average, 3 percent stated satisfactory, and only 1 percent opined that the course has not good balance between both theory and practical application. **Vide Fig. 4**

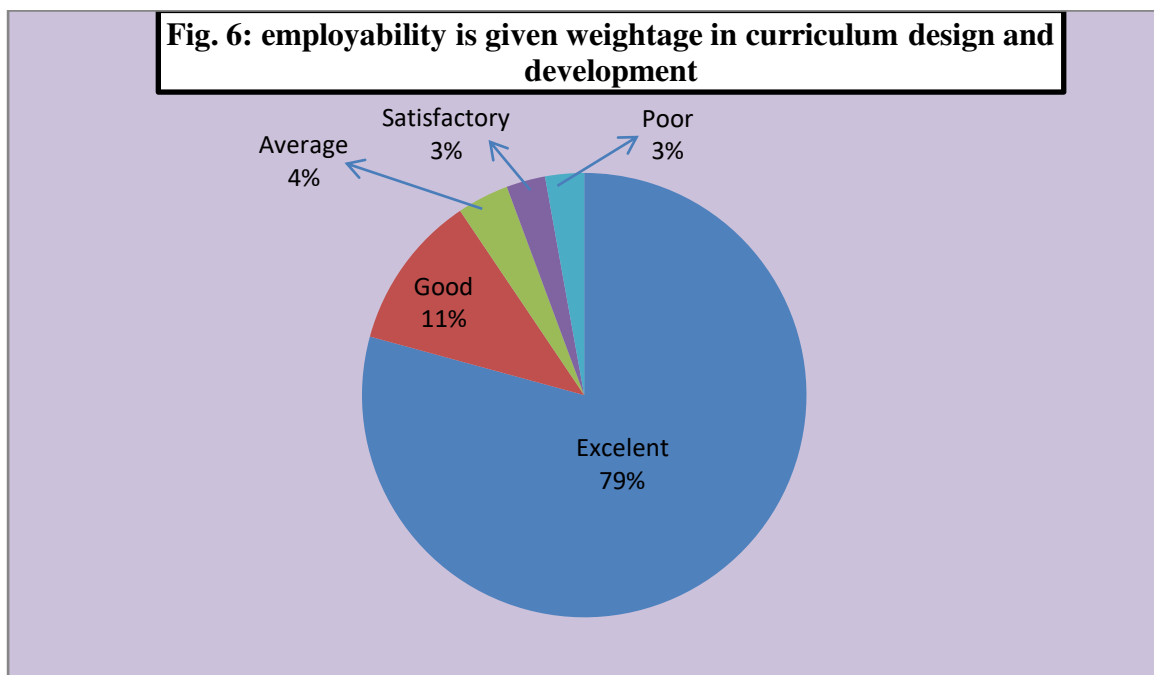


In query no. 3 regarding whether course content stimulated my interest in the subject area, 78 percent of teachers responded "excellent," 12 percent responded "good," 5 percent

responded "average," 3 percent responded "satisfactory," and only 2 percent opined that the content of the course does not interest my subject area. **Vide Fig. 5**

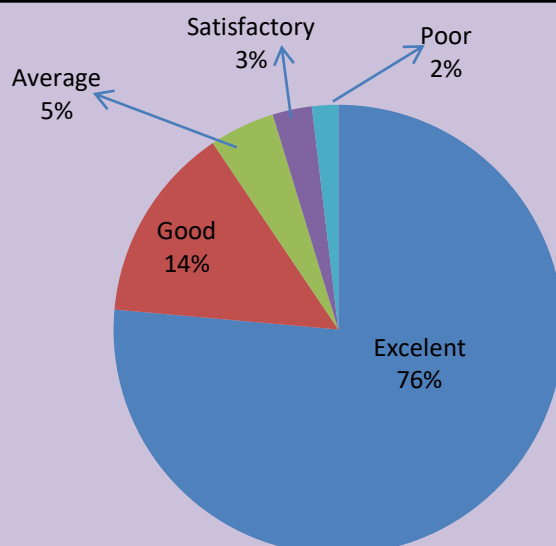


In query no 4 regarding whether employability is given weightage in curriculum design and development, it was found that 79 percent of teacher respondents stated excellent, 11 percent stated very good, 4 percent stated average, 3 percent stated satisfactory, and only 3 percent opined that employability is given weightage in curriculum design and development. **Vide Fig. 6**



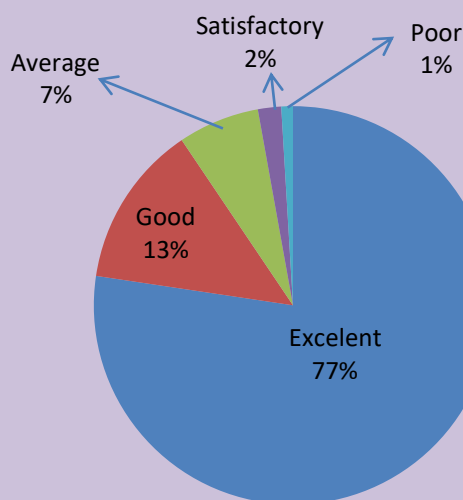
In query no 5 regarding whether curriculum is updated time to time, it was found that 76 percent teacher respondents stated excellent, 14 percent stated very good, 5 percent stated average, 3 percent stated satisfactory, and only 2 percent opined that the curriculum does not updated time to time. **Vide Fig. 7**

Fig. 7: curriculum is updated time to time



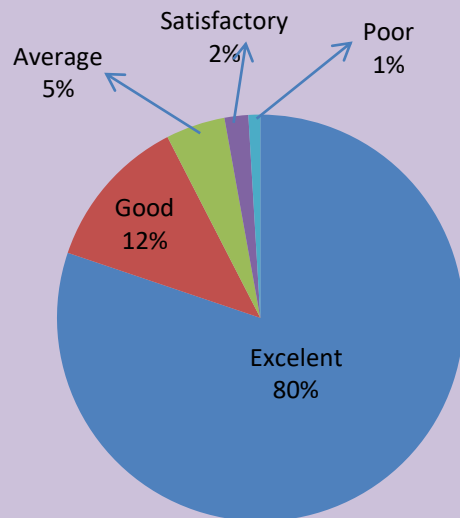
In query no. 6 regarding whether there is freedom to propose, suggest, or modify topics in the syllabus or course content, it was found that 77 percent of teacher respondents stated excellent, 13 percent stated very good, 7 percent stated average, 2 percent stated satisfactory, and only 1 percent opined that the course does not have a freedom to propose, suggest, or modify topics in the syllabus or course content. **Vide Fig. 8**

Fig. 8: freedom to propose, suggest, or modify topics in the syllabus or course content



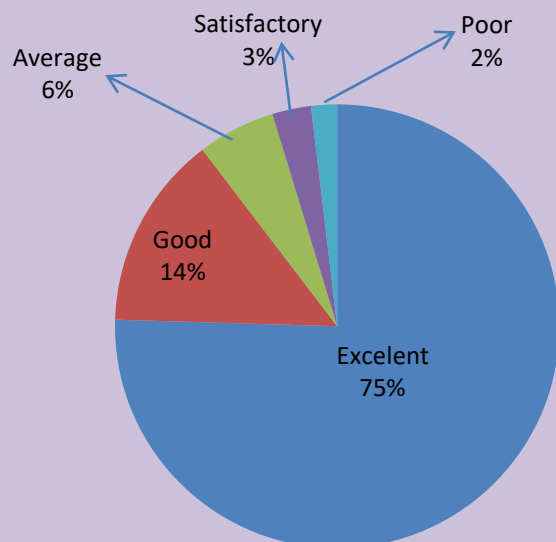
In query no 7 regarding whether there is freedom to innovate and adopt new teaching strategies or methods, it was found that 80 percent of teacher respondents stated excellent, 12 percent stated very good, 5 percent stated average, 2 percent stated satisfactory, and only 1 percent opined that the course does not have a freedom to innovate and adopt new teaching strategies or methods. **Vide Fig. 9**

Fig. 9: freedom to innovate and adopt new teaching strategies or methods



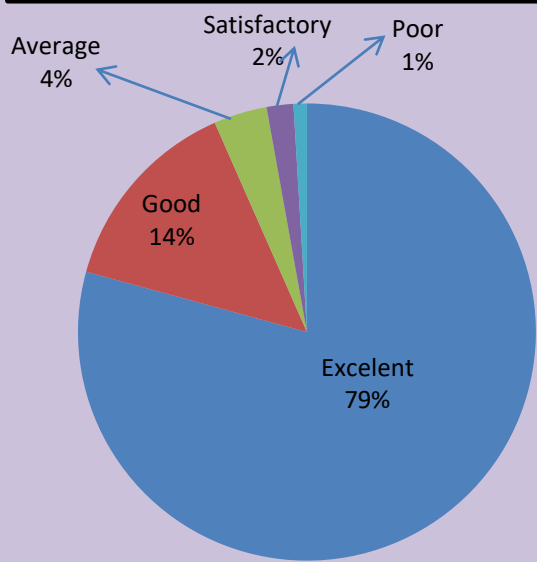
In query no 8 regarding whether have you satisfy for CBCS system, it was found that 75 percent of teacher respondents stated excellent, 14 percent stated very good, 6 percent stated average, 3 percent stated satisfactory, and only 2 percent opined that the course does not satisfy for CBCS system. **Vide Fig. 10**

Fig. 10: satisfy for CBCS system



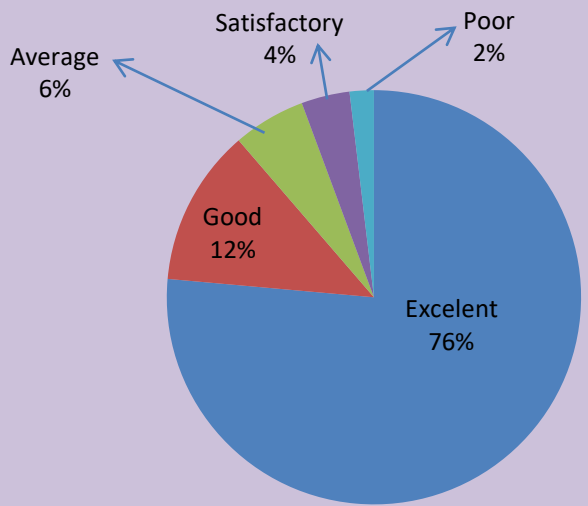
In query no 9 regarding whether the adequate number of reference books are available in library, it was found that 79 percent of teacher respondents stated excellent, 14 percent stated very good, 4 percent stated average, 2 percent stated satisfactory, and only 1 percent opined that the adequate number of reference books are not available in library. **Vide Fig. 11**

Fig. 11: number of reference books are available in library



In query no 10 regarding whether the appropriate Teaching aids (audio-visual) are available in lecture theatres, it was found that 76 percent of teacher respondents stated excellent, 12 percent stated very good, 6 presentated average, 4 percent stated satisfactory, and only 2 percent opined that the appropriate Teaching aids (audio-visual) are not available in lecture theatres,. **Vide Fig. 12**

Fig. 12: the appropriate Teaching aids (audio-visual) are available in lecture theatres



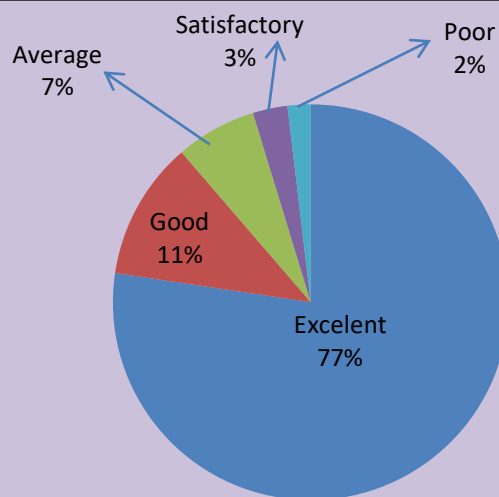
In query no 11 regarding whether the internal examination are conducted in time with adequate coverage of all syllabus, it was found that 78 percent of teacher respondents stated excellent, 11 percent stated very good, 6 percent stated average, 4 percent stated satisfactory, and only 1 percent opined that the internal examination are not conducted in time with adequate coverage of all syllabus. **Vide Fig. 13**

Fig. 13: internal examination are conducted in time with adequate coverage of all syllabus



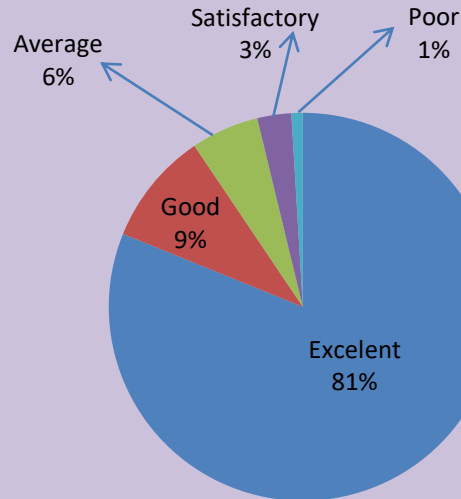
In query no 12 regarding whether the level of satisfaction with Examinations reforms- percentage of theory and practical, it was found that 77 percent of teacher respondents stated excellent, 11 percent stated very good, 7 percent stated average, 3 percent stated satisfactory, and only 2 percent opined that the level of satisfaction are poor with Examinations reforms- percentage of theory and practical. **Vide Fig. 14**

Fig. 14: level of satisfaction with Examinations reforms- percentage of theory and practical



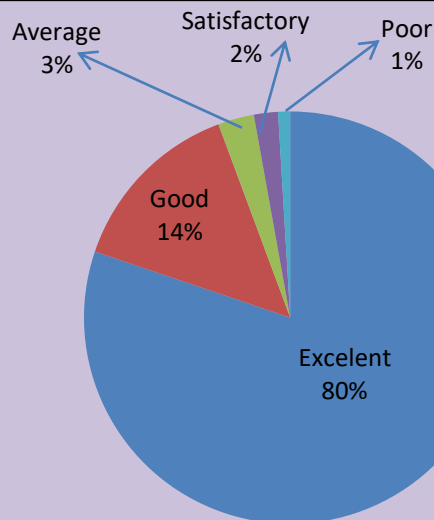
In query no 13 regarding whether the level of satisfaction with inclusion of objective types questions in internal examinations, it was found that 81 percent of teacher respondents stated excellent, 9 percent stated very good, 6 percent stated average, 3 percent stated satisfactory, and only 1 percent are not satisfied with inclusion of objective types questions in internal examinations. **Vide Fig. 15**

Fig. 15: level of satisfaction with inclusion of objective types questions in internal examinations



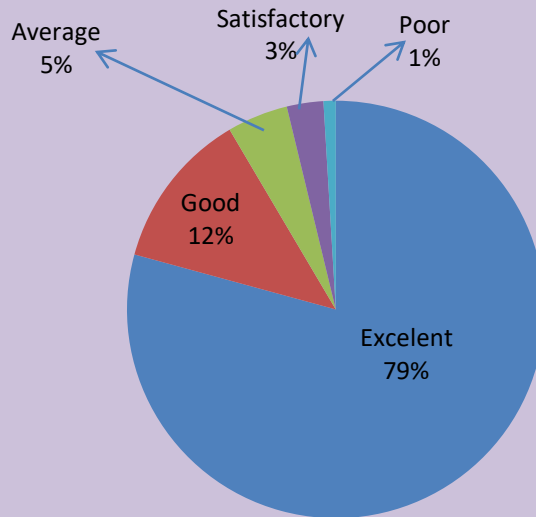
In query no 14 regarding whether the level of satisfaction with internal examinations and evaluation pattern of the college, it was found that 80 percent of teacher respondents stated excellent, 14 percent stated very good, 3 percent stated average, 2 percent stated satisfactory, and only 1 percent are not satisfied with internal examinations and evaluation pattern of the college. **Vide Fig. 16**

Fig. 16: level of satisfaction with internal examinations and evaluation pattern of the college



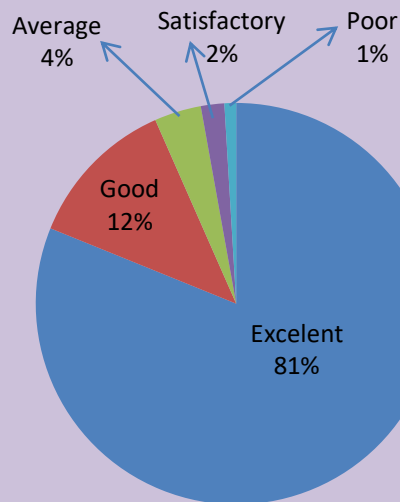
In query no 15 regarding whether the overall environment in department is conducive to teaching and learning, it was found that 79 percent of teacher respondents stated excellent, 12 percent stated very good, 5 percent stated average, 3 percent stated satisfactory, and only 1 percent opined that overall environment in department is conducive to teaching and learning **Vide Fig. 17**

Fig. 17: overall environment in department is conducive to teaching and learning



In query no 16 regarding whether the level of satisfaction on workshop or seminar conducted in time on curriculum, it was found that 81 percent of teacher respondents stated excellent, 12 percent stated very good, 4 percent stated average, 2 percent stated satisfactory, and only 1 percent are not satisfied on workshop or seminar conducted in time on curriculum. **Vide Fig. 18**

Fig. 18: level of satisfaction on workshop or seminar conducted in time on curriculum,



Employers Feedback Analysis 2020

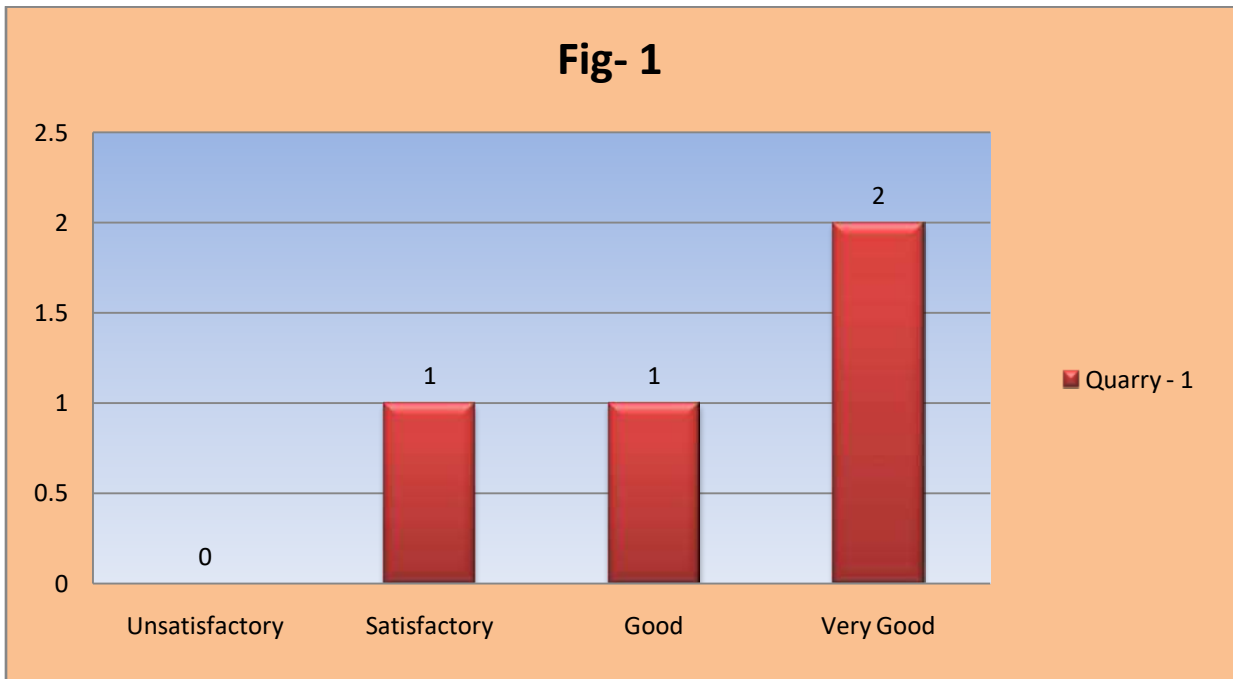
The college collected offline feedback on curriculum issuing a hard copy of Employers Feedback (Annexure - IV) to all the Employers of all departments. After collecting the filled up forms it was found that only 4 forms with response deposited by the Employers to the respective in charges.

Analyzing the responses as data it was found that 78.50% of total Employers given their responses as feedback. After issuing the forms it was instructed to the Employers to feel free to response each and every quarry.

The questionnaire was framed in four points scale containing 10 quarries. The scores were from 1 to 4 being Unsatisfactory, satisfactory, good and Very good respectively.

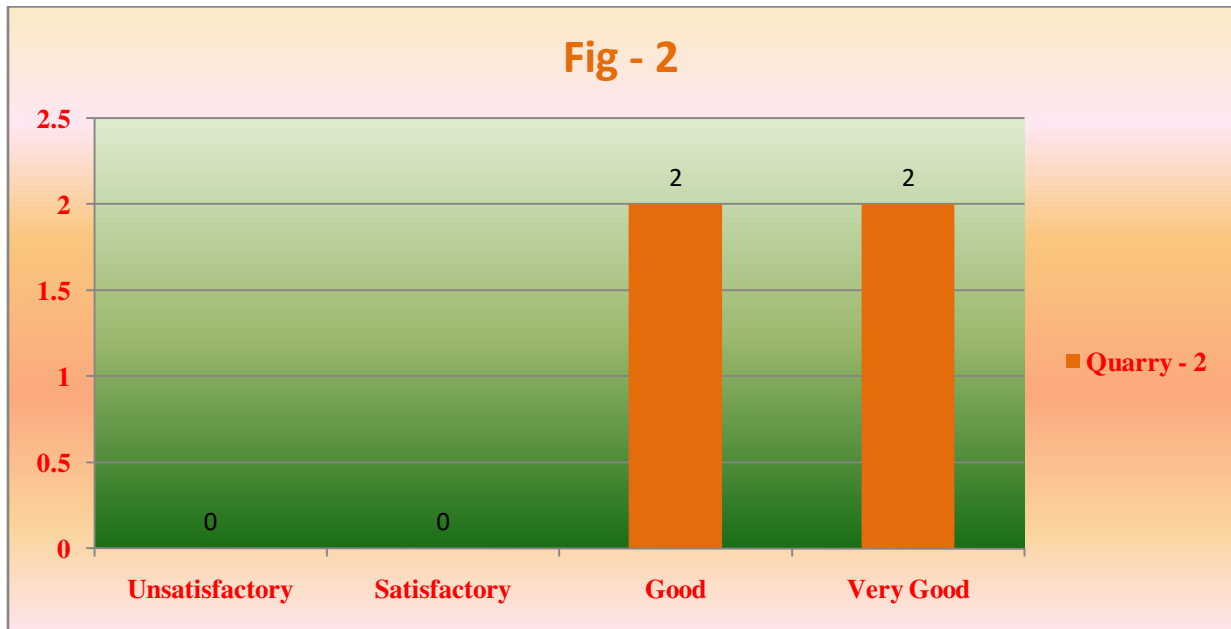
Response	Q1	Q2	Q3	Q4	Q5	Q6	Q7	Q8	Q9	
Unsatisfactory	0	0	0	0	0	0	0	0	0	
Satisfactory	1	0	0	1	1	0	0	1	1	
Good	1	2	1	0	1	2	1	0	1	
Very good	2	2	3	3	2	2	3	3	2	

In the **Quarry No 1** it was asked to the Employers that whether General communication skill/Interpersonal skill and leadership. Analyzing the data it was found that 0% of the Employers responded that the content is Unsatisfactory to meet the needs demands of the industry. 25% Employers responded as Satisfactory, 25% of the Employers responded as good and 50% of the Employers responded as very good to meet the needs and demand of the programme. It represents that more than 85% of the Employers responded that the General communication skill/Interpersonal skill and leadership is taking place and given good and very good responses according to the questionnaire scale. (**Vide Fig-1**)



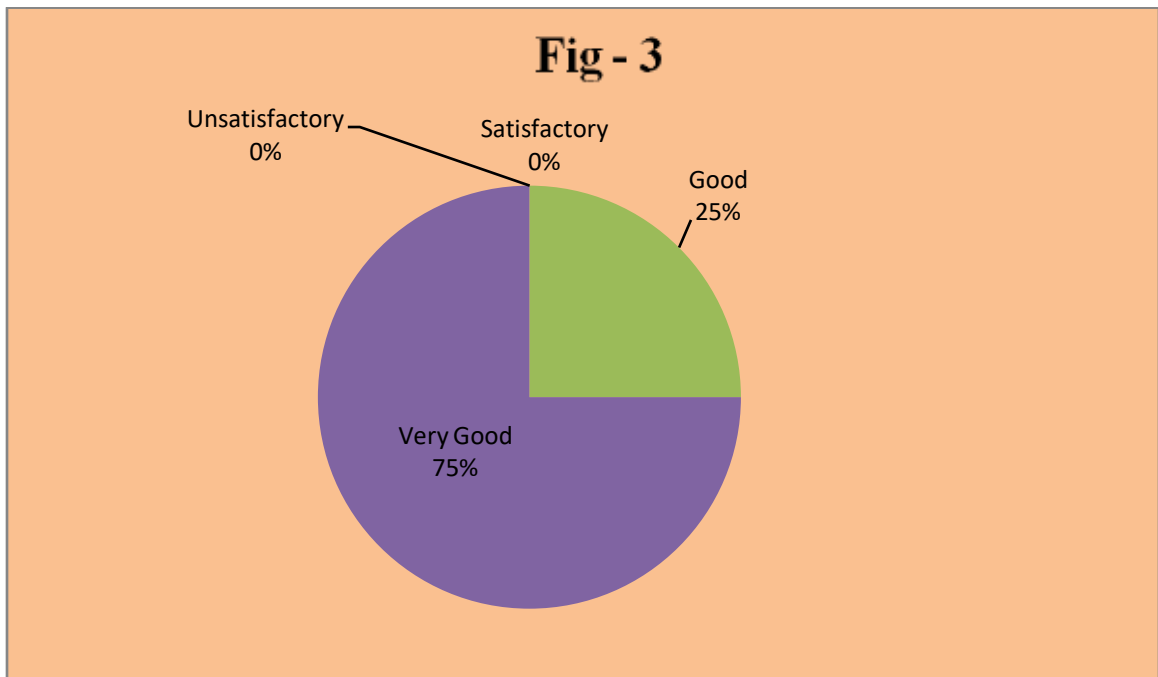
In the **Quarry No 2** it was asked to the Employers that whether General communication skill/Interpersonal skill and leadership. Analyzing the data it was found that 0% of the Employers responded that the content is Unsatisfactory to meet the needs demands of the industry. 0% Employers responded as Satisfactory, 50% of the Employers responded as good and 50% of the Employers responded as very good to meet the needs and demand of the

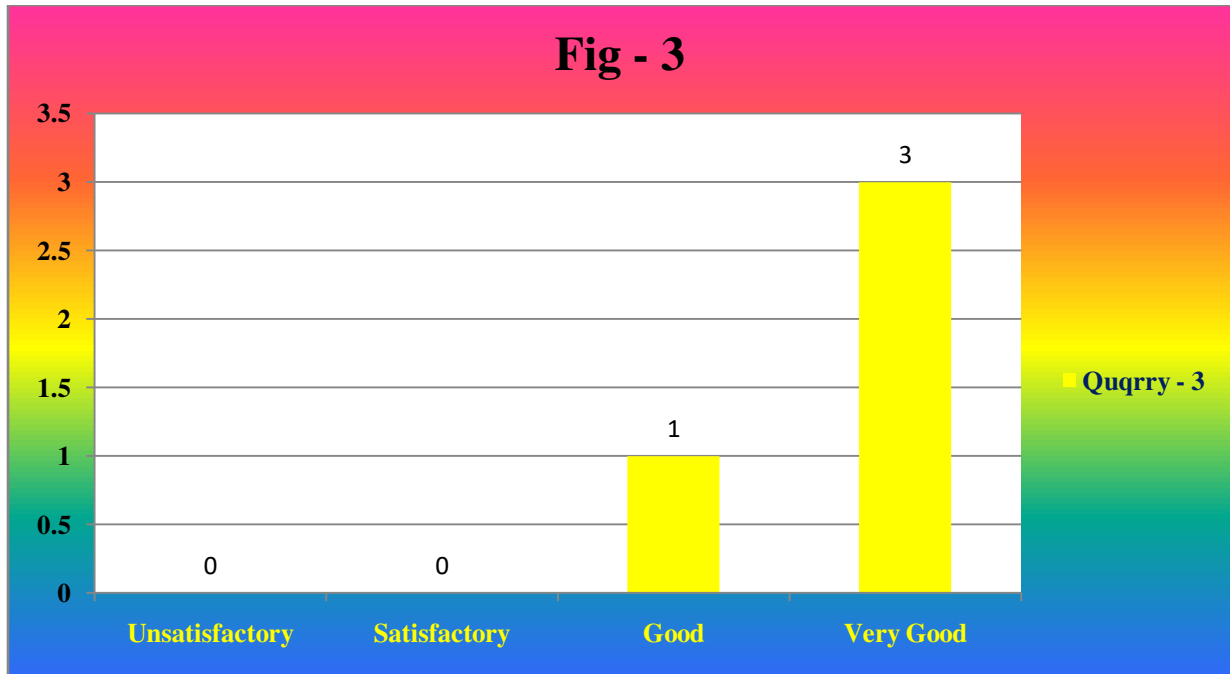
programme. It represents that more than 90% of the Employers responded that the team working abilities is taking place and given good and very good responses according to the questionnaire scale. (Vide Fig-2)



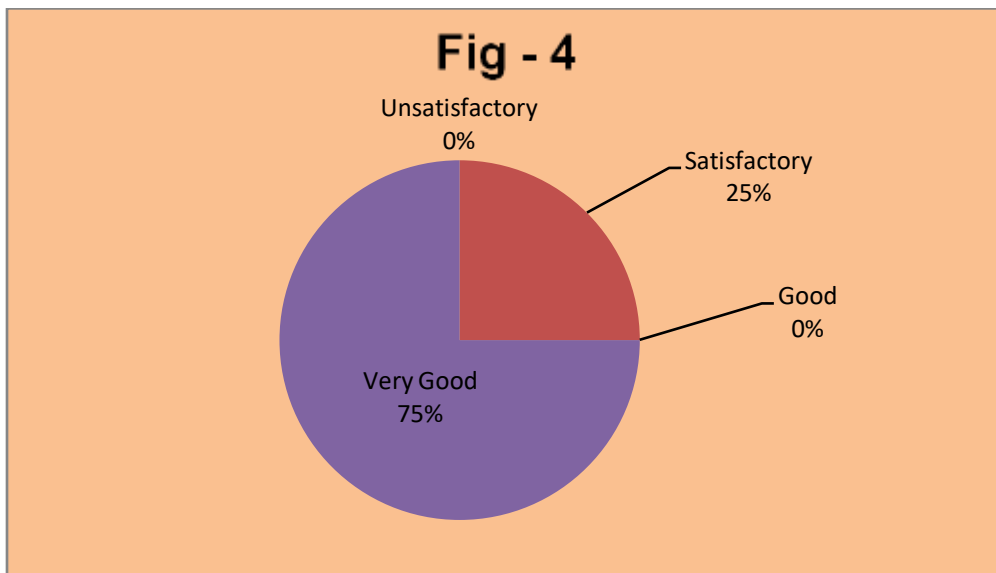
In the **Quarry No 3** it was asked to the Employers that whether General communication skill/Interpersonal skill and leadership. Analyzing the data it was found that 0% of the Employers responded that the content is Unsatisfactory to meet the needs demands of the

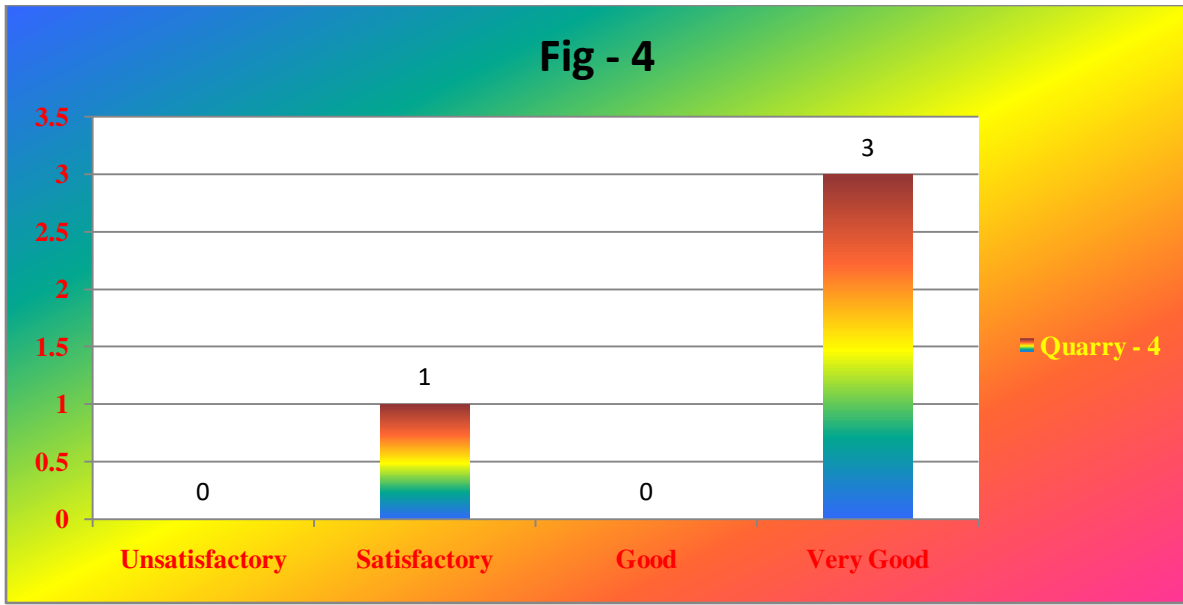
industry. 0% Employers responded as Satisfactory, 25% of the Employers responded as good and 75% of the Employers responded as very good to meet the needs and demand of the programme. It represents that more than 90% of the Employers responded that the overall Integrity is taking place and given good and very good responses according to the questionnaire scale. (**Vide Fig-3**).



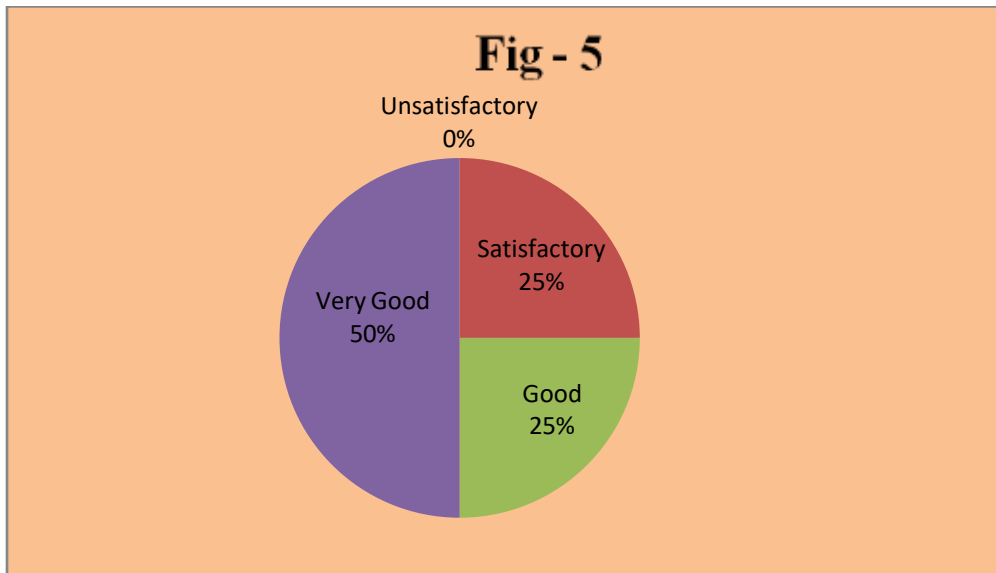


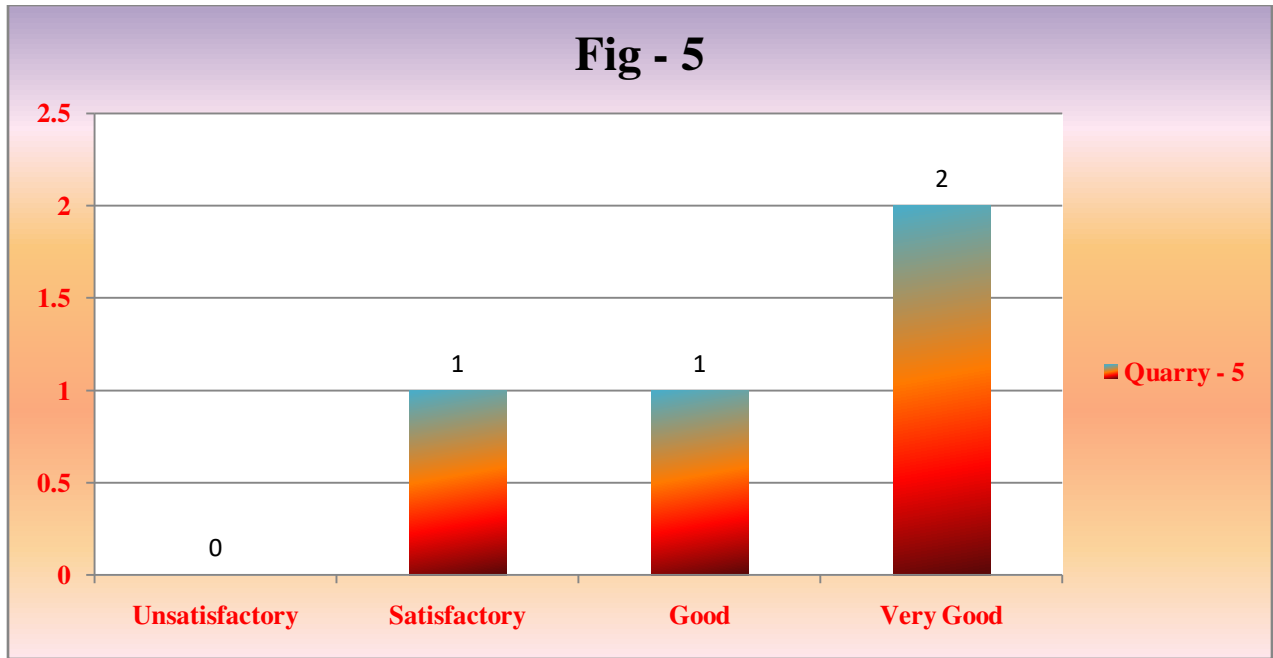
In the **Quarry No 4** it was asked to the Employers that whether General communication skill/Interpersonal skill and leadership. Analyzing the data it was found that 0% of the Employers responded that the content is Unsatisfactory to meet the needs demands of the industry. 25% Employers responded as Satisfactory 0% of the Employers responded as good and 75% of the Employers responded as very good to meet the needs and demand of the programme. It represents that more than 83% of the Employers responded that the overall Competitiveness is taking place and given good and very good responses according to the questionnaire scale. (**Vide Fig-4**).



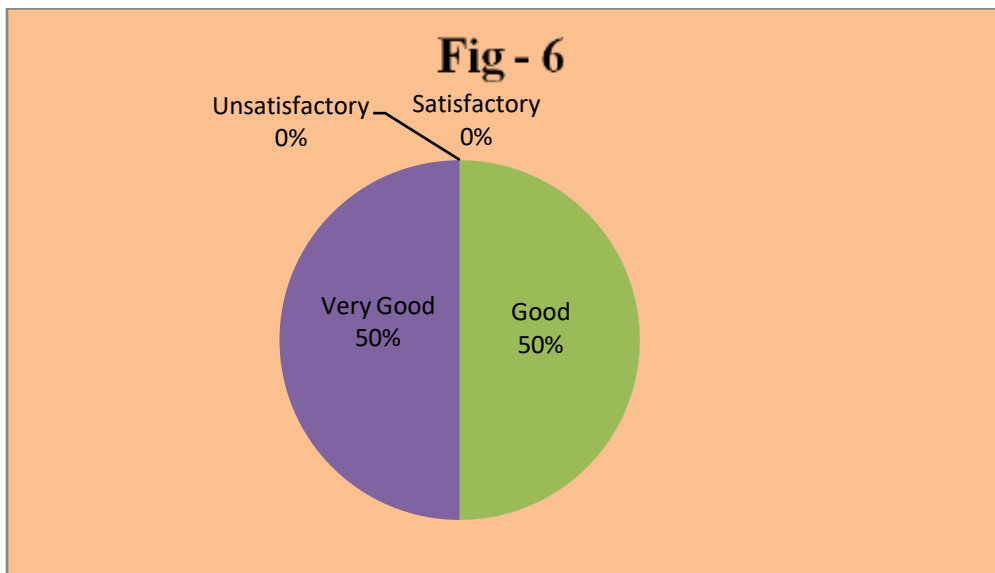


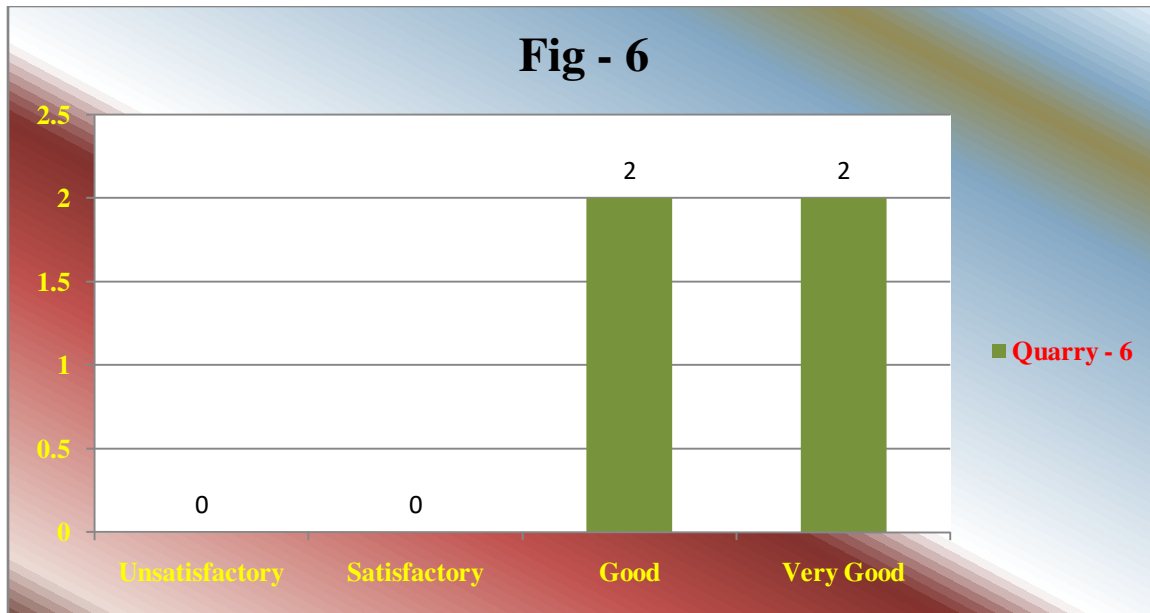
In the **Quarry No 5** it was asked to the Employers that whether General communication skill/Interpersonal skill and leadership. Analyzing the data it was found that 0% of the Employers responded that the content is Unsatisfactory to meet the needs demands of the industry. 25% Employers responded as Satisfactory, 25% of the Employers responded as good and 50% of the Employers responded as very good to meet the needs and demand of the programme. It represents that more than 87% of the Employers responded that the Adoptability to additional work commitment is taking place and given good and very good responses according to the questionnaire scale. (**Vide Fig-5**).



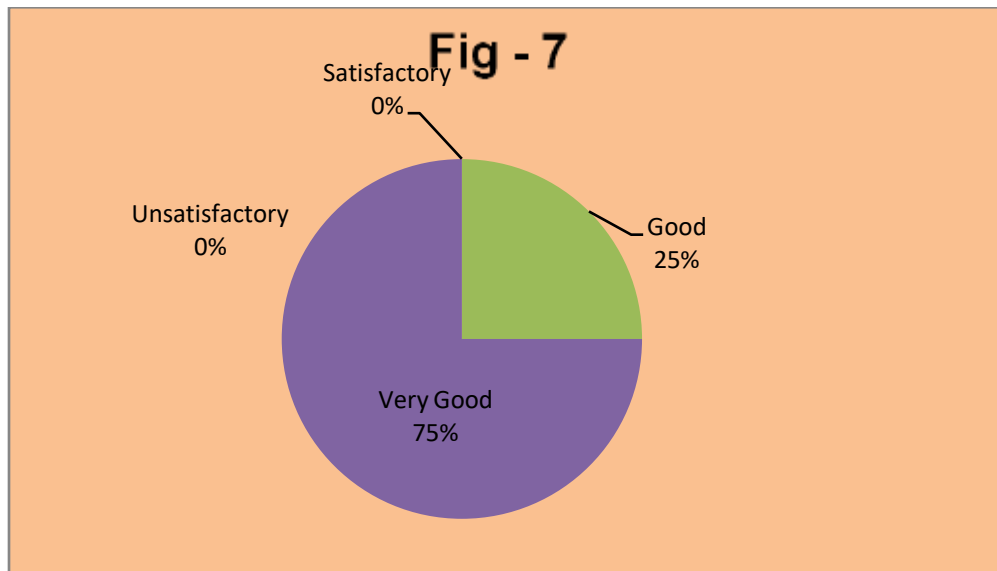


In the **Quarry No 6** it was asked to the Employers that whether General communication skill/Interpersonal skill and leadership. Analyzing the data it was found that 0% of the Employers responded that the content is Unsatisfactory to meet the needs demands of the industry. 0% Employers responded as Satisfactory, 50% of the Employers responded as good and 50% of the Employers responded as very good to meet the needs and demand of the programme. It represents that more than 76% of the Employers responded that Open to new ideas and learning new techniques is taking place and given good and very good responses according to the questionnaire scale. (**Vide Fig-6**).



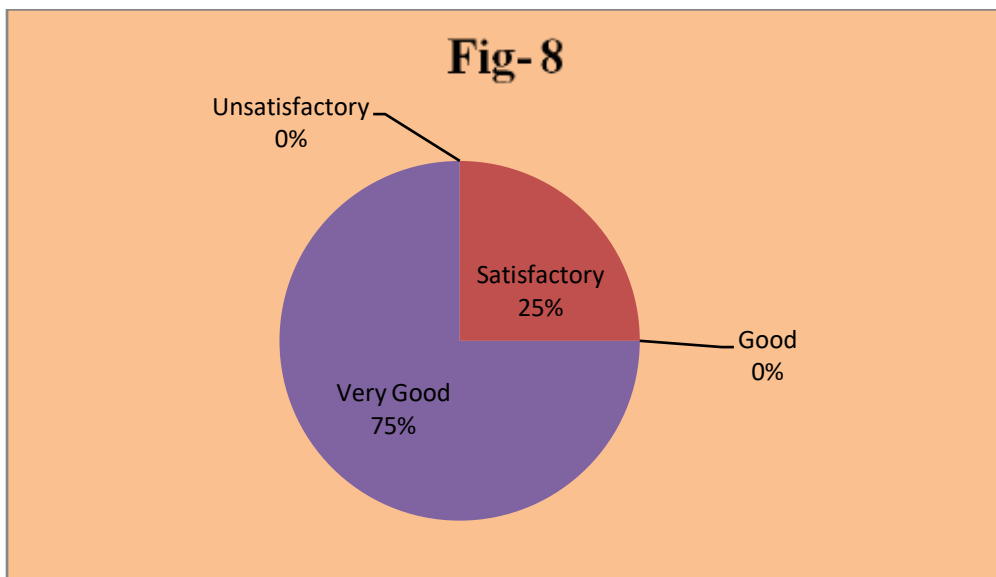


In the **Quarry No 7** it was asked to the Employers that whether General communication skill/Interpersonal skill and leadership. Analyzing the data it was found that 0% of the Employers responded that the content is Unsatisfactory to meet the needs demands of the industry. 0% Employers responded as Satisfactory, 25% of the Employers responded as good and 75% of the Employers responded as very good to meet the needs and demand of the programme. It represents that more than 86% of the Employers responded that the Commitment towards vision & mission of the organization is taking place and given good and very good responses according to the questionnaire scale. (Vide Fig-7).



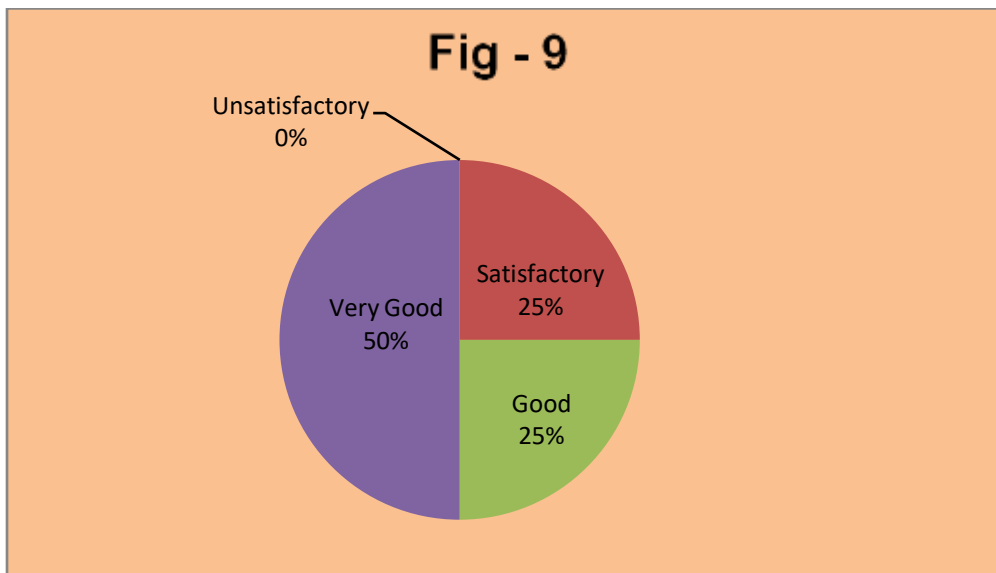


In the **Quarry No 8** it was asked to the Employers that whether General communication skill/Interpersonal skill and leadership. Analyzing the data it was found that 0% of the Employers responded that the content is Unsatisfactory to meet the needs demands of the industry. 25% Employers responded as Satisfactory, 0% of the Employers responded as good and 75% of the Employers responded as very good to meet the needs and demand of the programme. It represents that more than 88% of the Employers responded that the inclination towards social responsibilities is taking place and given good and very good responses according to the questionnaire scale. (**Vide Fig-8**).





In the **Quarry No 9** it was asked to the Employers that whether General communication skill/Interpersonal skill and leadership. Analyzing the data it was found that 0% of the Employers responded that the content is Unsatisfactory to meet the needs demands of the industry. 25% Employers responded as Satisfactory, 25% of the Employers responded as good and 50% of the Employers responded as very good to meet the needs and demand of the programme. It represents that more than 92% of the Employers responded that the overall rating is taking place and given good and very good responses according to the questionnaire scale. (Vide Fig-9).



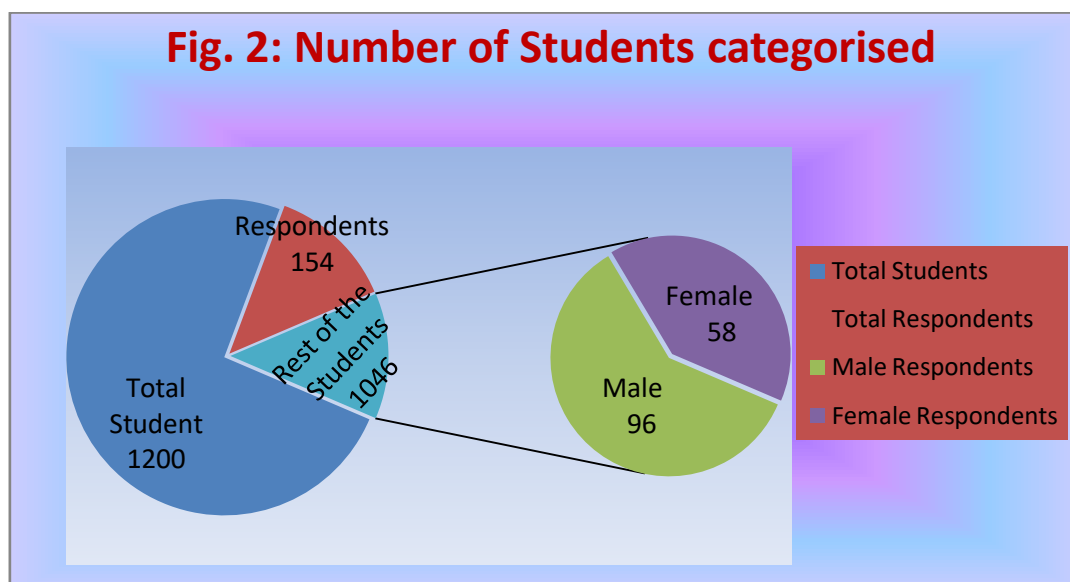
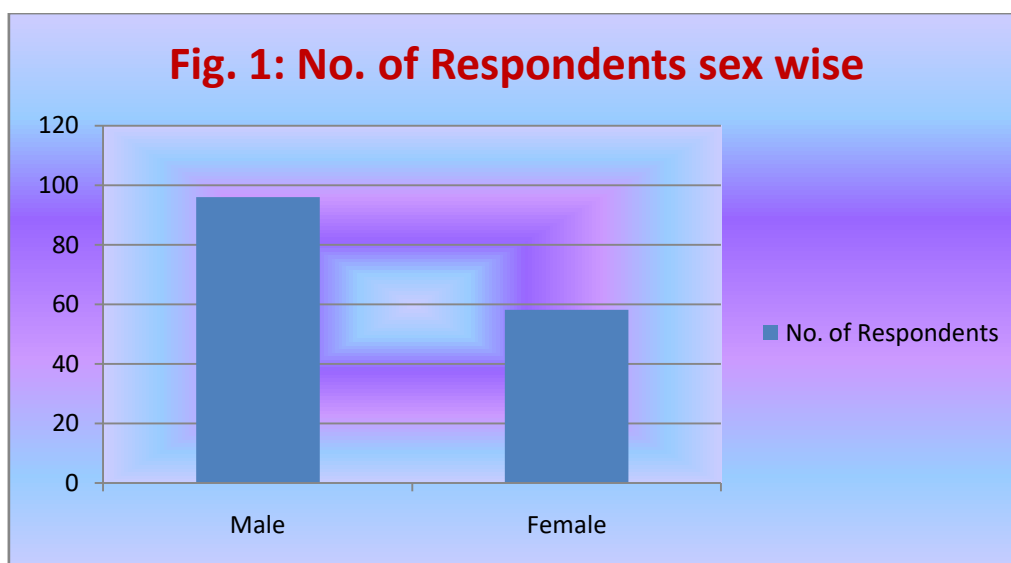


Discussion:

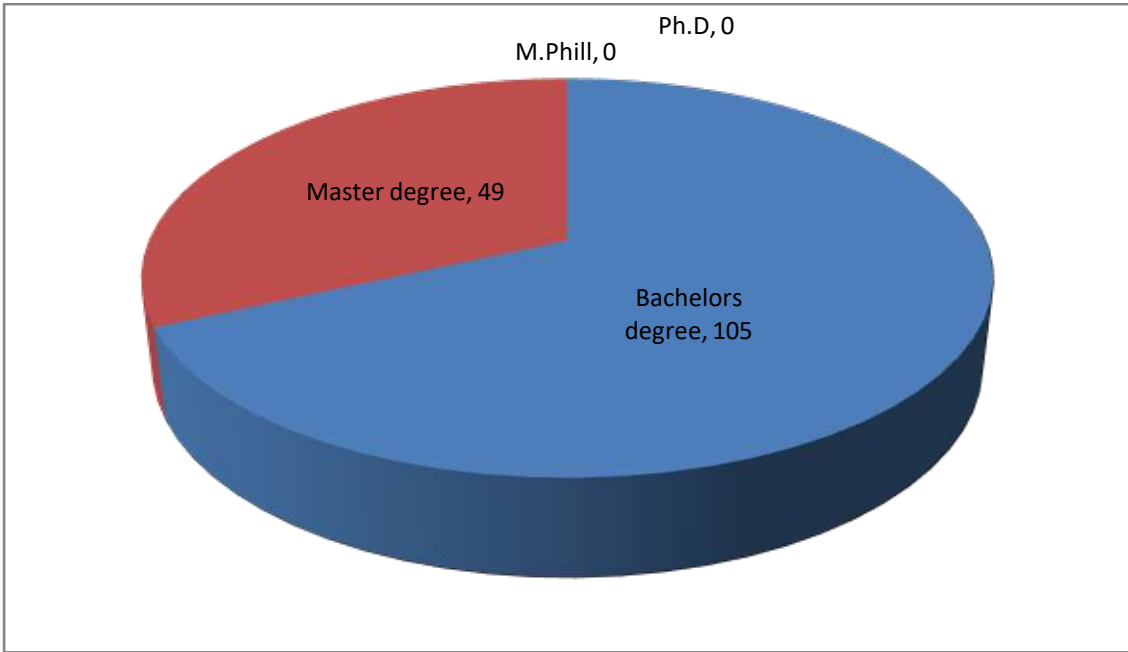
After statistical analysis it was found that regarding overall employability of the General communication skill/Interpersonal skill and leadership, team working abilities, Integrity, Competitiveness, Adoptability to additional work commitment, Open to new ideas and learning new techniques, Commitment towards vision & mission of the organization, inclination towards social responsibilities, the overall rating and many Suggestions of the employers were very good.

A Report on Alumni Feedback Analysis 2020

The register Alumni of the college and many departments of the college have arranged many alumni meeting for academic enrichment or feedback collection on curriculum through online mode during last academic year 2019-2020. In the area of curriculum delivery, it was found that 154 students participated in the feedback programme. There were 96 male students and 58 female students among the respondents. **Vide Fig. 1 & 2**




In the area of categorising the UG and PG study, it was found that among the respondents, 105 were completed bachelor's degrees and 49 were completed master's degrees. As the college has no provision to conduct the M. Phil. or Ph. D. programme, no respondents were found from those categories. **Vide Fig. 3**

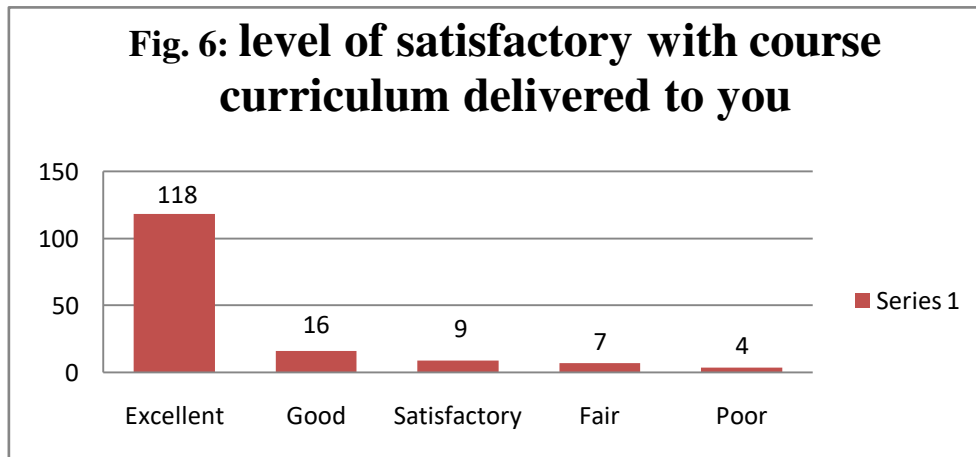


The respondents were faced with 8 questions approved by IQAC covering the areas of alumni feedback Program.

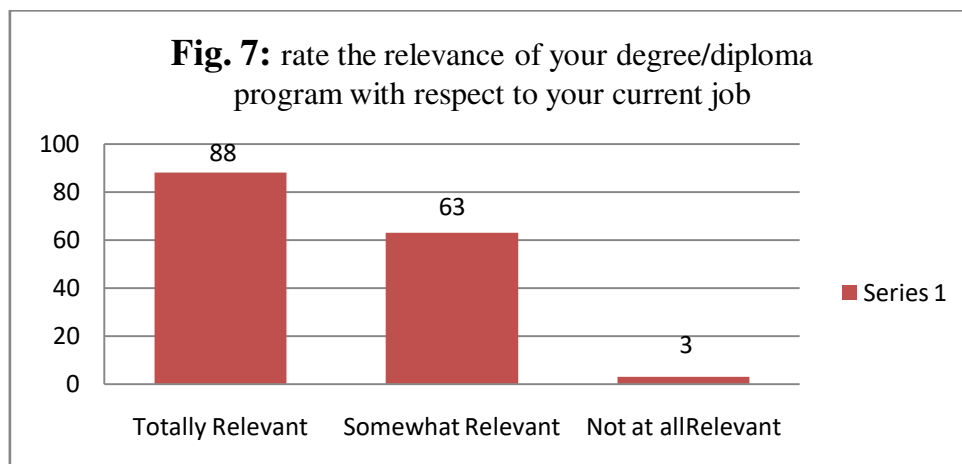
In query no 1: In response to question number one have you qualified any State/ National/ International level examination (NET/SLET/GATE/CAT/GRE/TOEFL/ NEET/ Civil Service/ State government examinations/ any other competitive examination, it was found that only 7% alumni qualified any State/ National/ International level examination. Vide Fig. 5



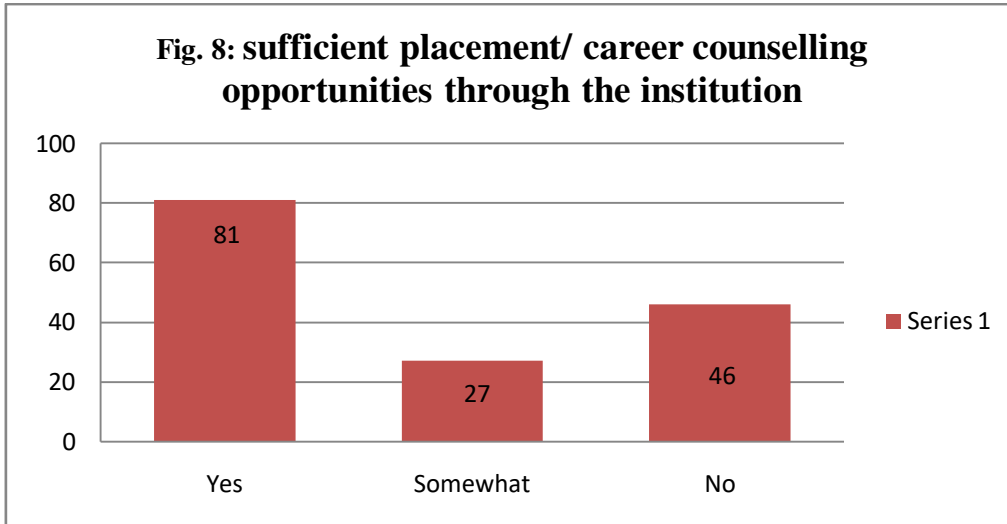
In query no. 2 regarding level of satisfactory with course curriculum delivered to you, it was found that 118 students responded excellent, 16 stated good, 9 stated satisfactory, 7 stated fair, and 4 stated poor. **Vide Fig. 6**



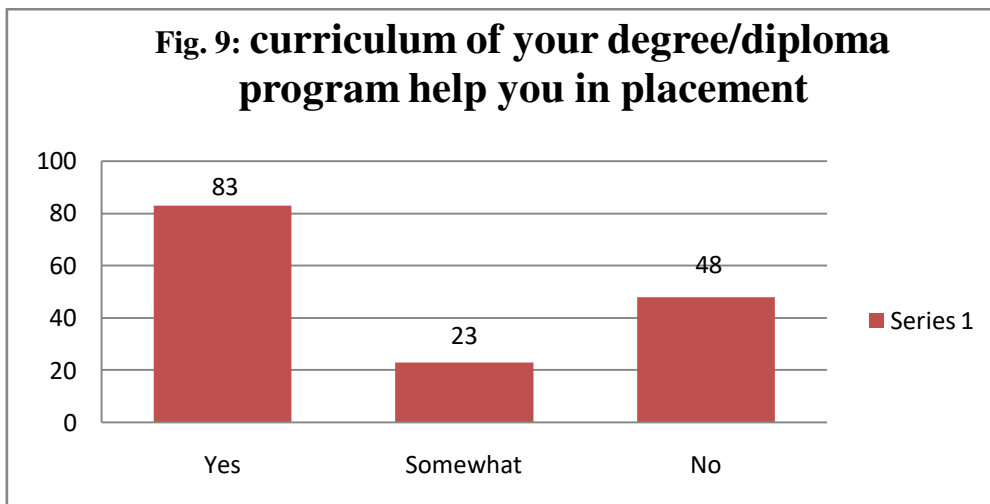
In query no. 3 regarding how you rate the relevance of your degree/diploma program with respect to your current job, it was found that 88 respondents stated totally relevant. Whereas 63 respondents said the somewhat relevant to my current job, and rest of 3 said it was not at all relevant to my current job. **Vide Fig. 7**



In query no. 4 did you get sufficient placement/ career counselling opportunities through the institution, it was found that 81 respondents stated yes, 27 stated somewhat, and 46 stated nosufficient placement/ career counselling opportunities through the institution. **Vide Fig. 8**

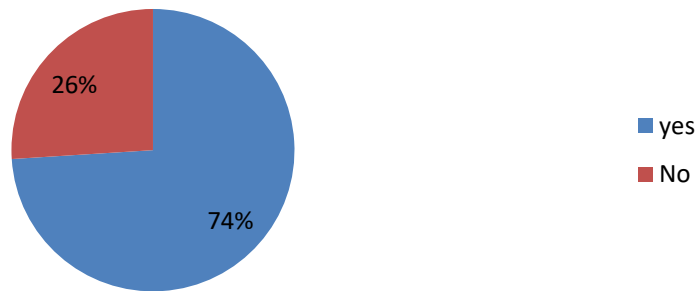


In query no. 5 regarding the curriculum of your degree/diploma program help you in placement, it was found that 83 respondents stated yes, 23 stated somewhat, and 48 stated no sufficient placement. **Vide Fig. 9**



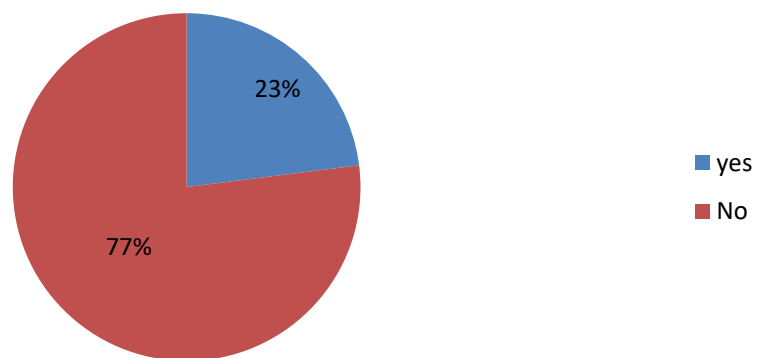
In query no. 6 regarding any special training/tools/ new technologies you have learnt to meet the current job requirements, it was found that 74% said yes and rest of 26 % said did not any special training/tools/ new technologies you have learnt to meet the current job requirements. **Vide Fig. 10**

Fig. 10: any special training/tools/ new technologies you have learnt to meet the current job requirements



In query no. 7 regarding how many alumni engagement program are organised by the college/ department, it was found that that only 23% said yes and rest of 77 % said did not engagement any program of the college or departments. **Vide Fig. 11**

Fig. 11: any special training/tools/ new technologies you have learnt to meet the current job requirements



Parents Feedback Analysis 2020

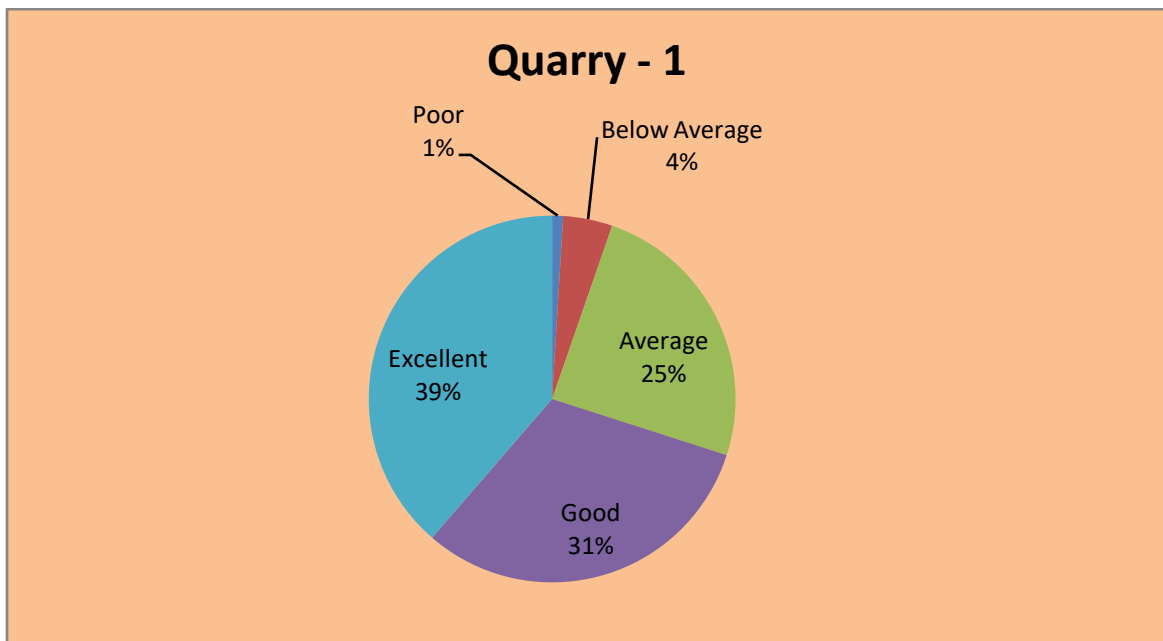
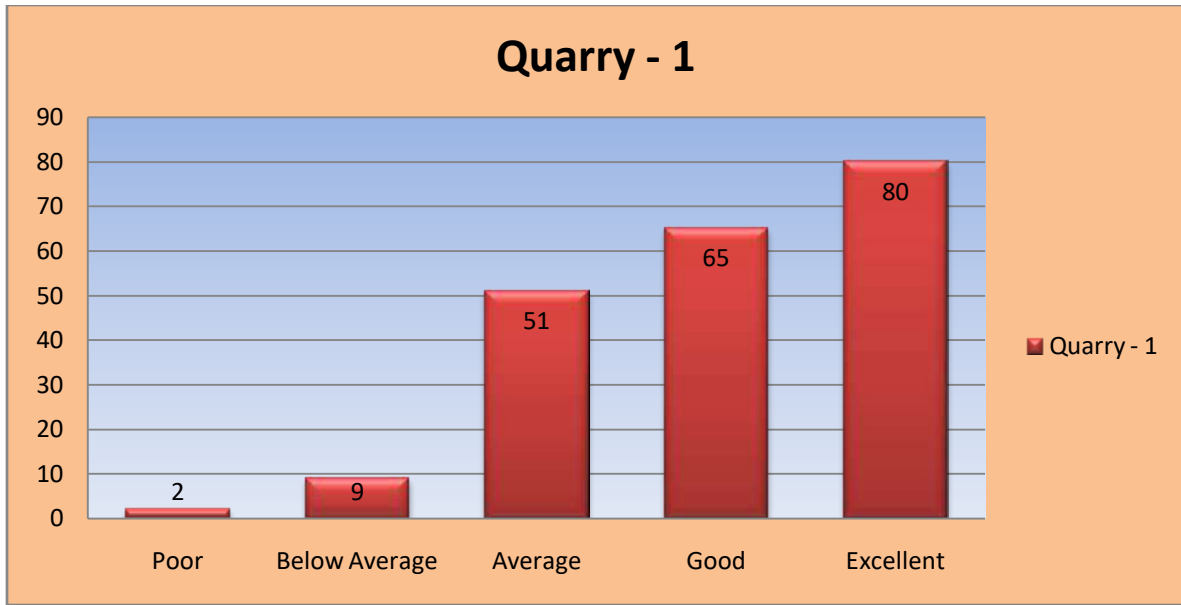
The college collected online feedback on curriculum issuing a hard copy of parent Feedback (Annexure - VII) to all the parents of all department students. After collecting the filled up forms it was found that only 207 forms with response deposited by the parents to the respective in charges.

Analyzing the responses as data it was found that 92.59% of total parents given their responses as feedback. After issuing the forms it was instructed to the parents to feel free to response each and every quarry.

The questionnaire was framed in five points scale containing 10 quarries. The scores were from 1 to 5 being poor, below average, average, good and excellent respectively.

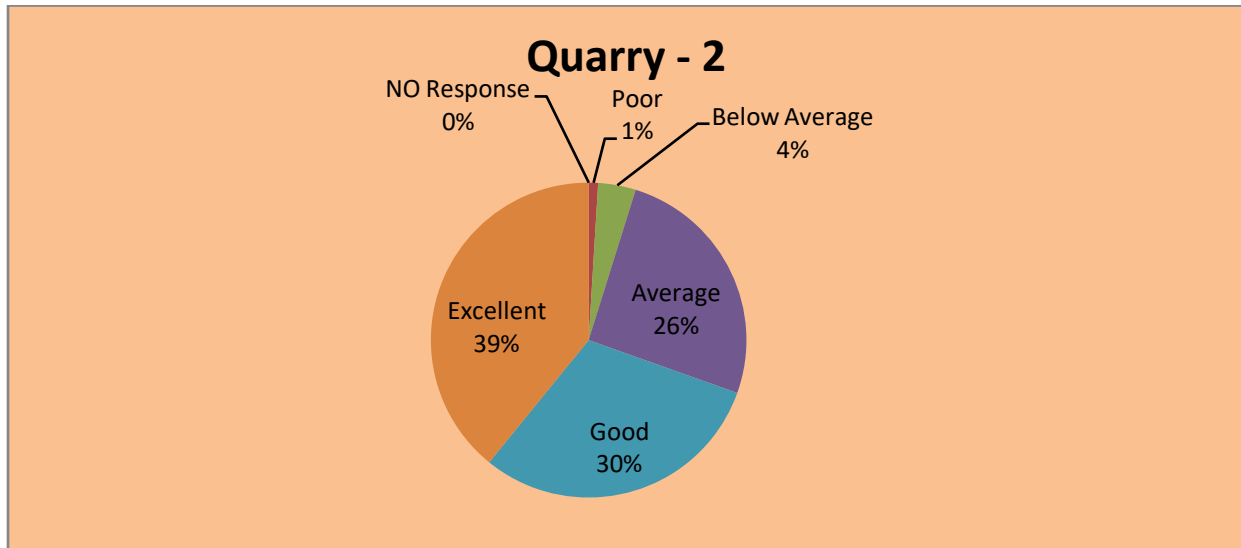
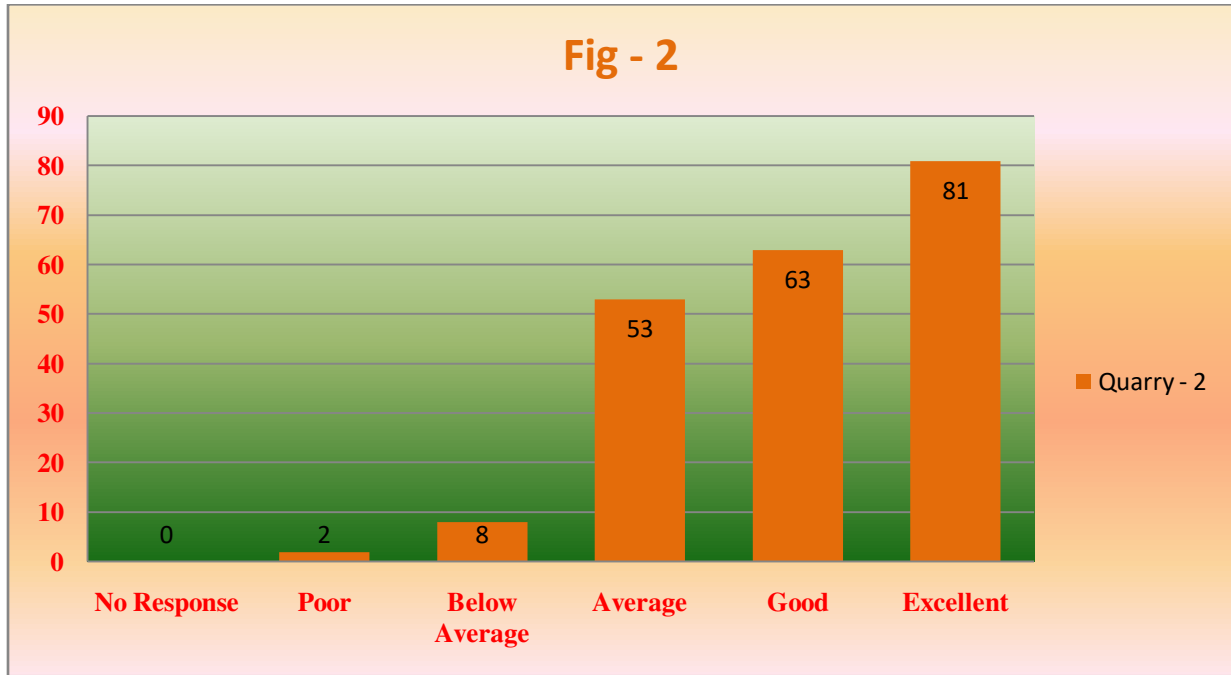
Response	Q1	Q2	Q3	Q4	Q5	Q6	Q7	Q8	Q9	Q10
No Response	0	0	2	2	3	2	2	1	2	2
Poor	2	1	3	3	6	6	5	3	3	4
Below Average	9	8	7	7	9	8	7	9	7	8
Average	51	53	50	52	50	50	53	52	51	51
Good	65	64	63	60	60	61	62	61	62	59
Excellent	80	81	82	83	79	80	78	81	82	83

In the **Quarry No 1** it was asked to the parents that whether overall personality development of your ward is taking place or not. Analyzing the data it was found that 2 of the responded that the content is poor to meet the needs demands of the industry. 9 responded as below average, 51 of the responded as average, 65 of the responded as good and 80 of the responded that the content is excellent to meet the needs and demand of the programme. It represents that more than 80% of the parents responded that the overall personality development is taking place and given good or excellent responses according to the questionnaire scale. (**Vide Fig-1**)



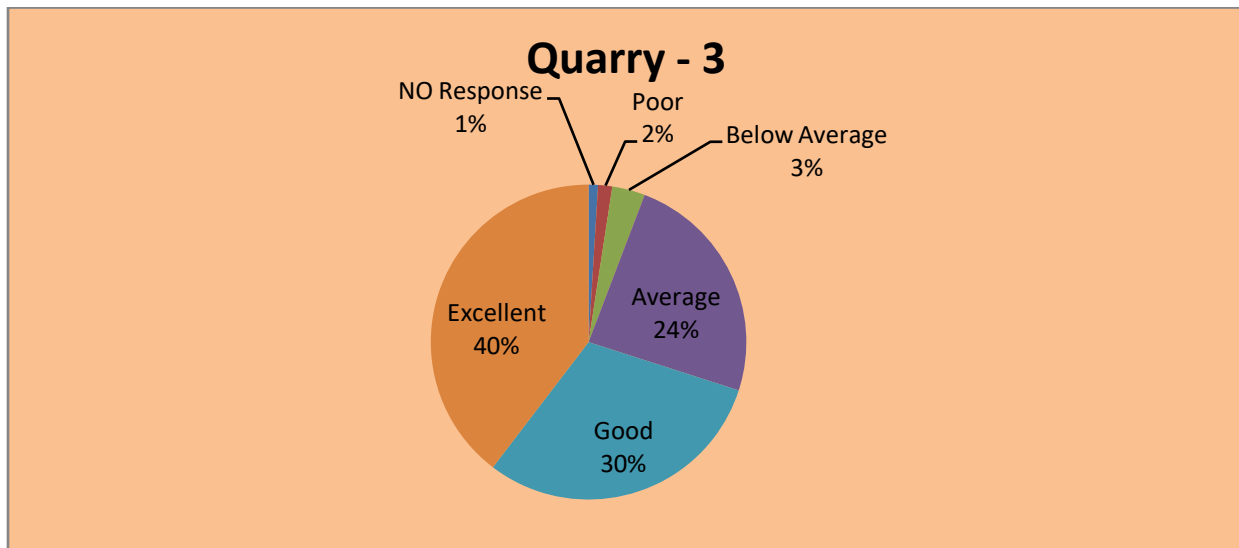
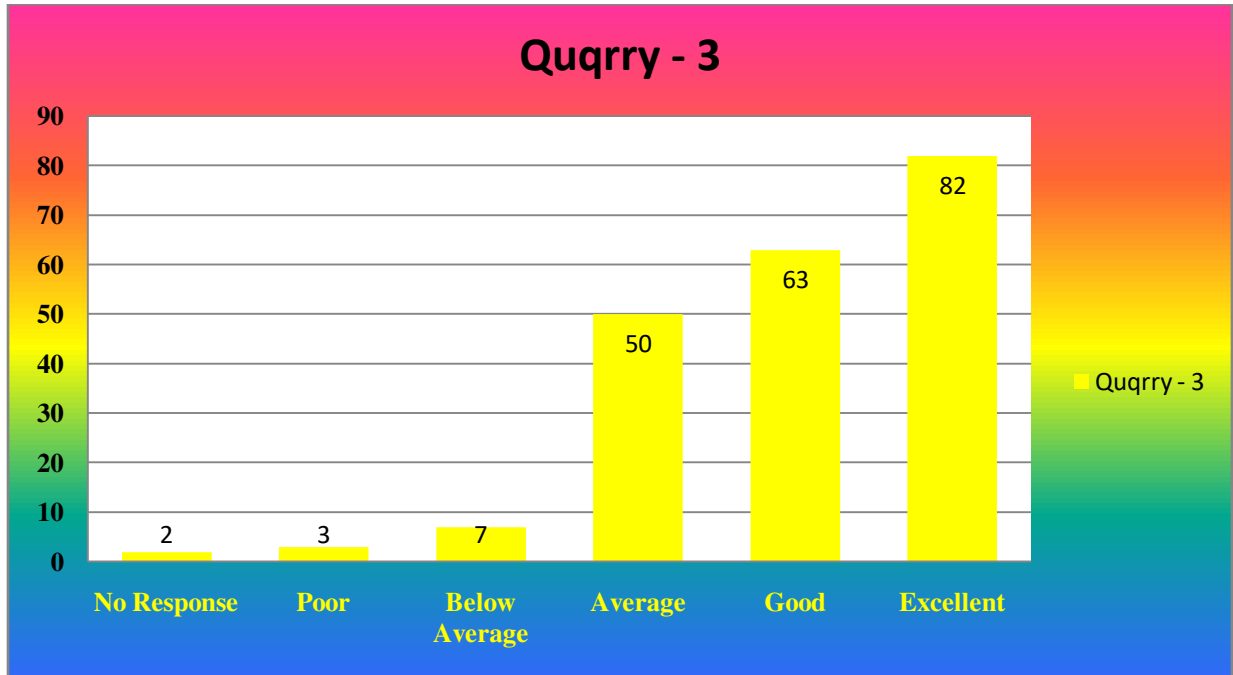
In the **Quarry No 2** it was asked to the parents that whether practical classes were important to the students for their curriculum or not. Analyzing the data it was found that 2 of the responded that the content is poor to meet the needs demands of the industry. 8 responded as below average, 53 responded as average, 63 responded as good and 81 responded that the content is excellent to meet the needs and demand of the programme. It represents that more than 90% of the parents responded that the practical classes were very important and valuable for the students

to continue their curriculum and given good or excellent responses according to the questionnaire scale. (Vide Fig-2)



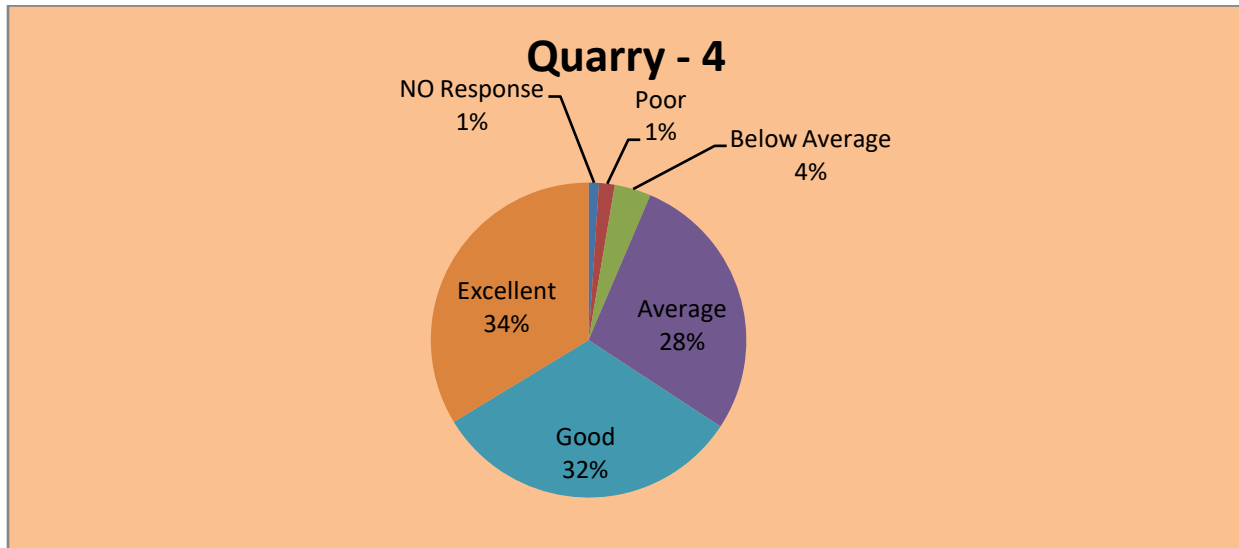
In the **Quarry No 3** it was asked to the parents that whether regular field visits or industry visits for practical learning were important to the students for their curriculum or not. Analyzing the data it was found that 2 have not responded to the questions, 3 responded that the content is poor to meet the needs demands of the industry. 7 responded as below average, 50 responded as average, 63 responded as good and 82 responded that the content is excellent to meet the needs and demand of the programme. It represents that more than 75% of the parents responded that the regular field visits or industry visits for practical learning were very important

and valuable for the students to continue their curriculum and given good or excellent responses according to the questionnaire scale. (Vide Fig-3).



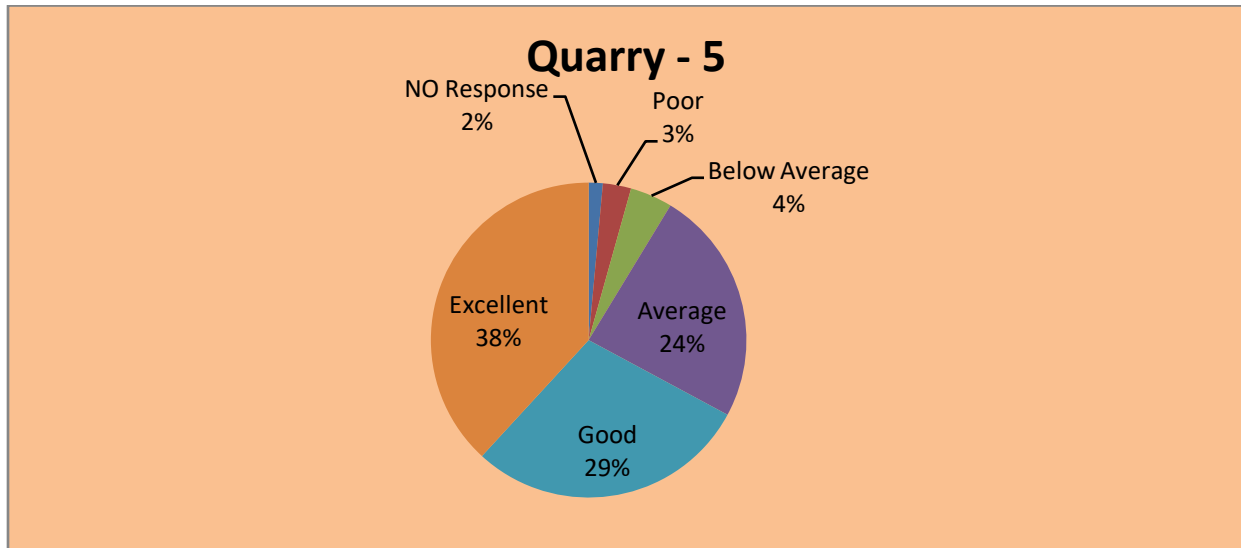
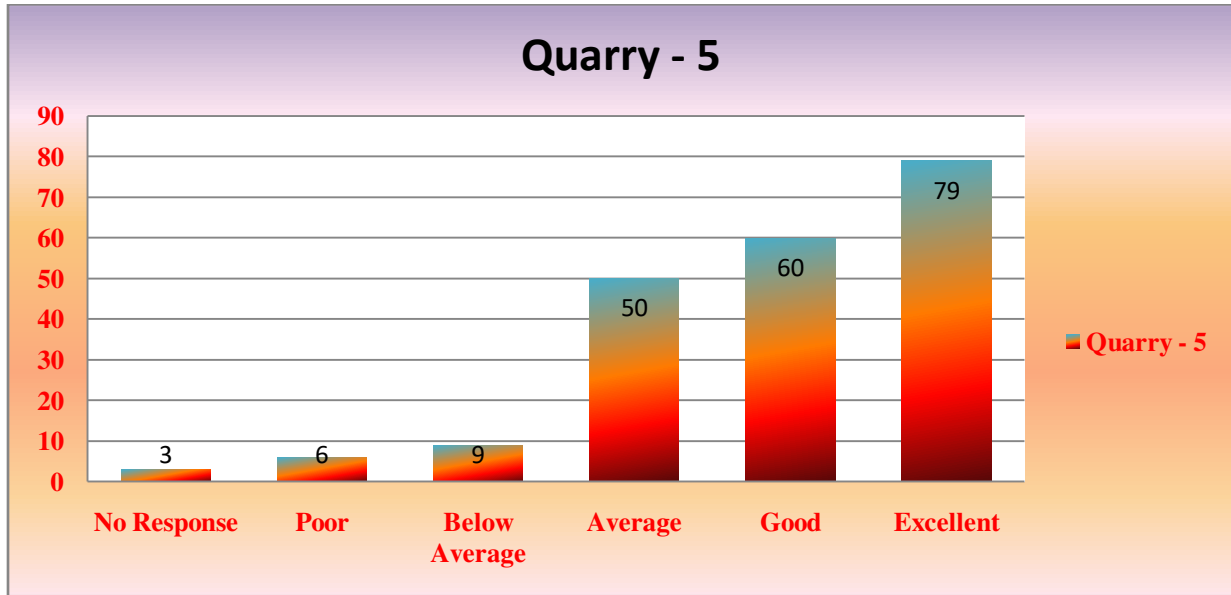
In the **Quarry No 4** it was asked to the parents that whether the ambience of the college for effective delivery of academics or not. Analyzing the data it was found that 2 have not responded to the questions, 3 responded that the content is poor to meet the needs demands of the industry. 7 responded as below average, 52 responded as average, 60 responded as good and 83 responded that the content is excellent to meet the needs and demand of the programme. It represents that more than 80% of the parents responded ambience of the college is very good for

effective delivery of academics were very important and given good or excellent responses according to the questionnaire scale. (Vide Fig-4).

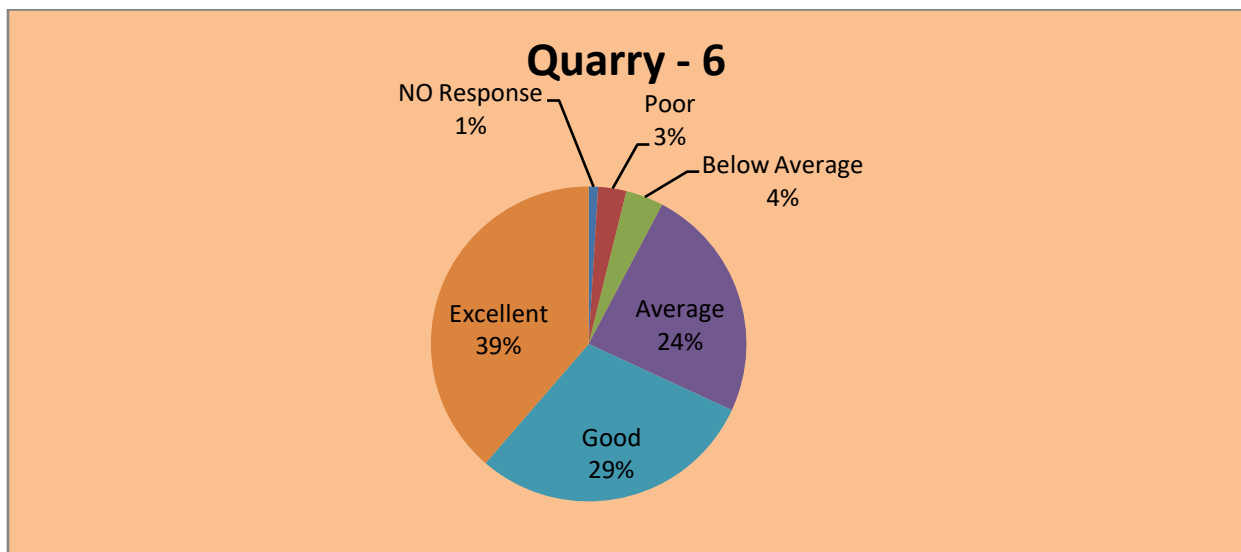
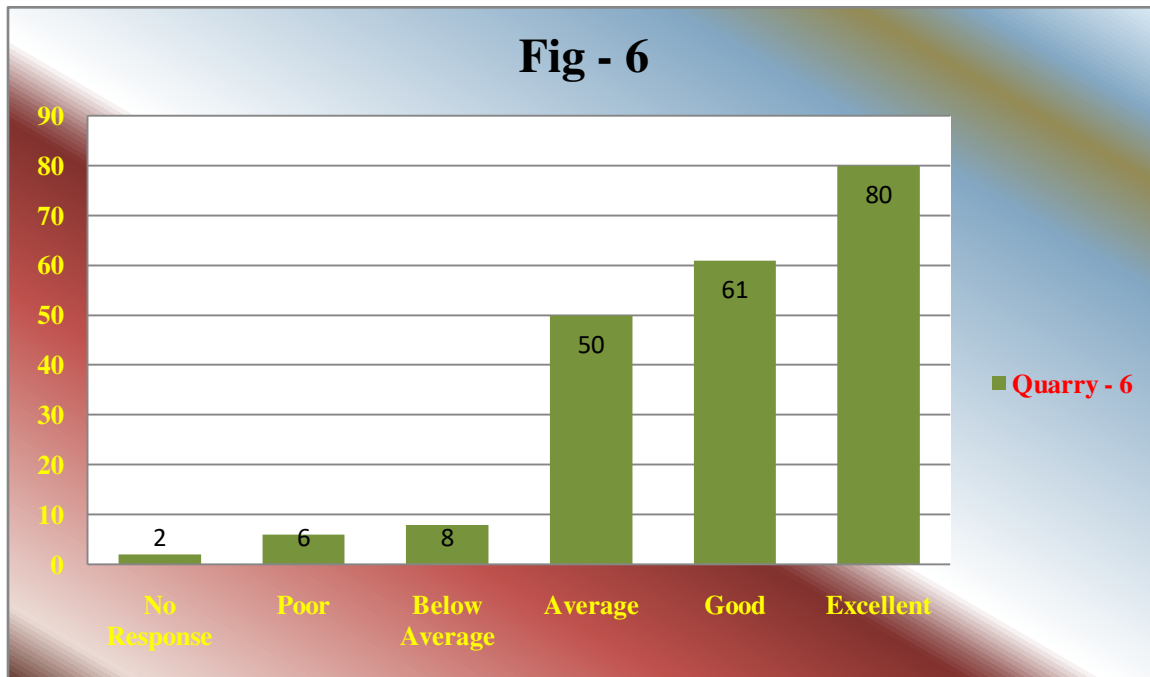


In the **Quarry No 5** it was asked to the parents that whether the Infrastructure facilities of the institution are suitable for learning or not. Analyzing the data it was found that 3 have not responded to the questions, 7 responded that the content is poor to meet the needs demands of the industry. 17 responded as below average, 64 responded as average, 84 responded as good and 90 responded that the content is excellent to meet the needs and demand of the programme. It represents that more than 80% of the parents responded that the Infrastructure facilities of the

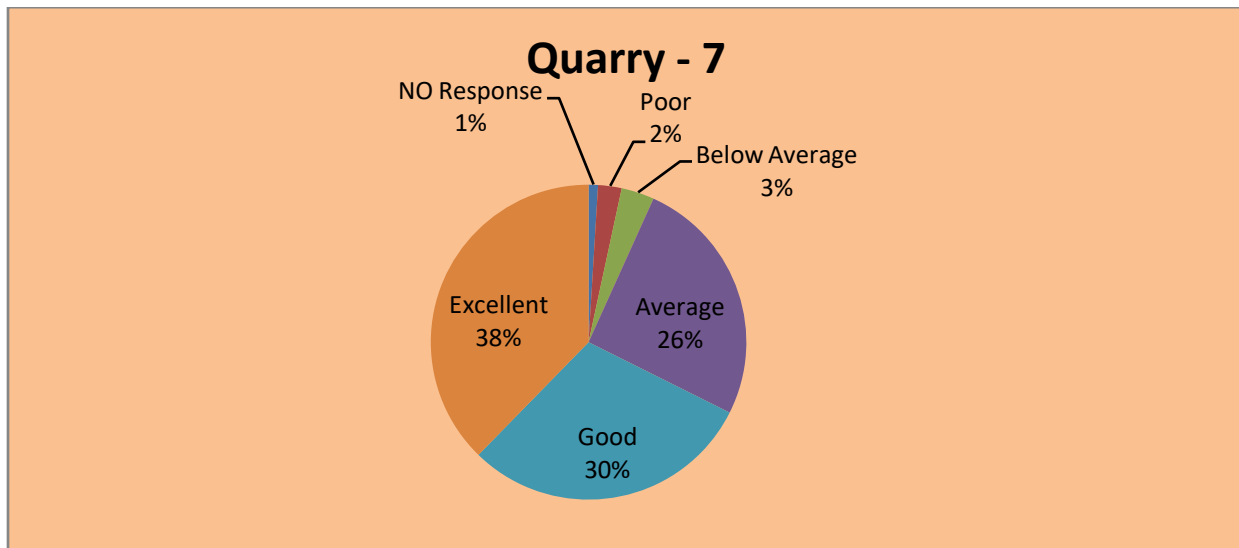
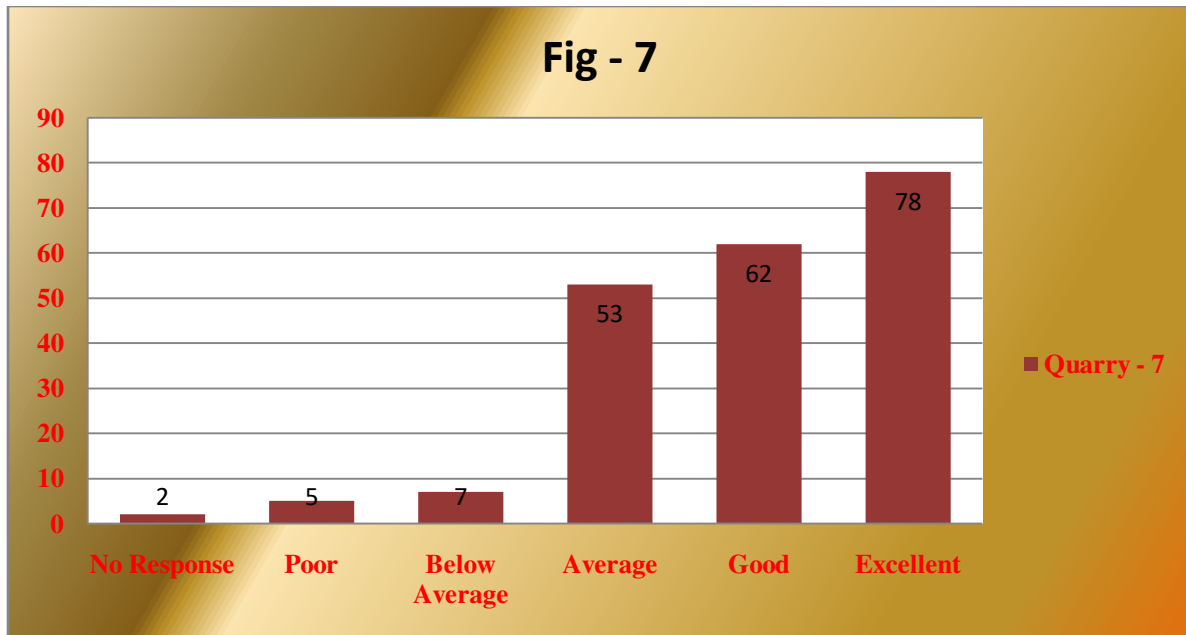
institution is suitable for learning and given good or excellent responses according to the questionnaire scale. (Vide Fig-5).



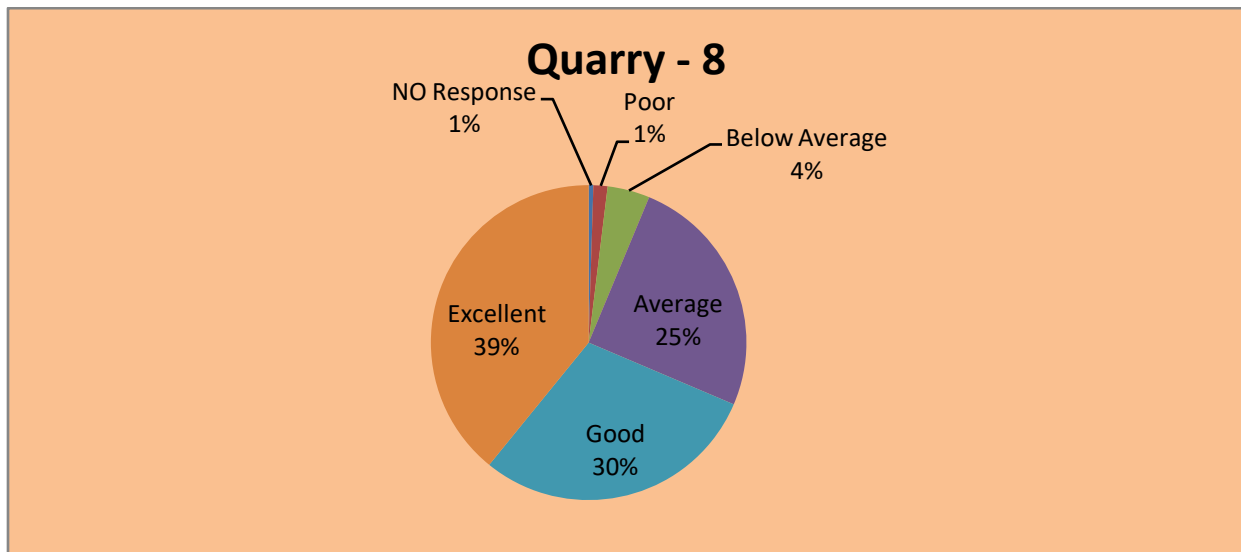
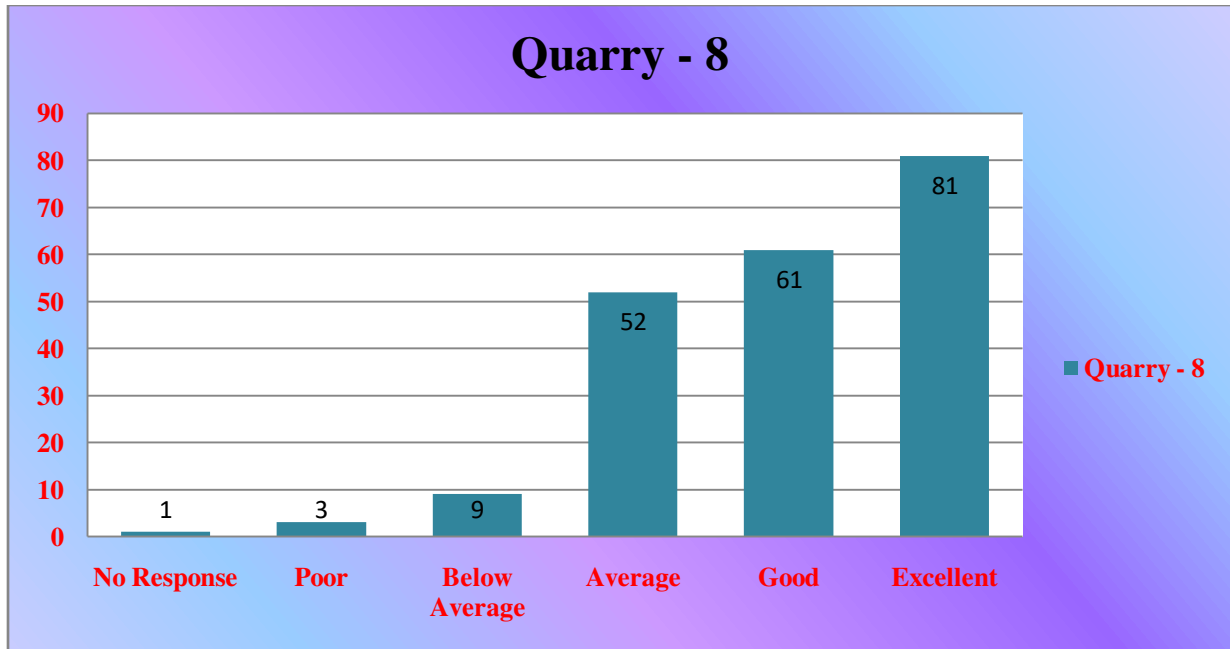
In the **Quarry No 6** it was asked to the parents that whether the college conducting any co curricular activities or not. Analyzing the data it was found that 2 have not responded to the questions, 6 responded that the content is poor to meet the needs demands of the industry. 8 responded as below average, 50 responded as average, 61 responded as good and 80 responded that the content is excellent to meet the needs and demand of the programme. It represents that more than 85% of the parents responded that the college is conducting many co curricular activities and given good or excellent responses according to the questionnaire scale. (Vide Fig-6).



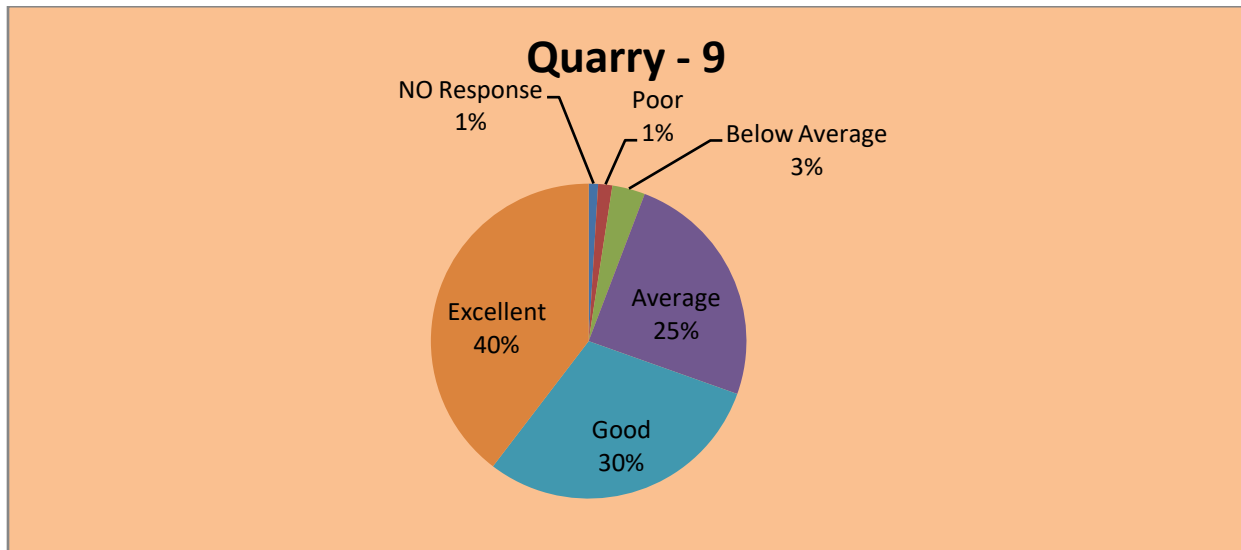
In the **Quarry No 7** it was asked to the parents that whether skill learning program is there in the curriculum for better result in the placement activities or not. Analyzing the data it was found that 2 have not responded to the questions, 5 responded that the content is poor to meet the needs demands of the industry. 7 responded as below average, 53 responded as average, 62 responded as good and 78 responded that the content is excellent to meet the needs and demand of the programme. It represents that more than 80% of the parents responded that the college is taking good care of placements and they are happy and given good or excellent responses according to the questionnaire scale. (**Vide Fig-7**).



In the **Quarry No 8** it was asked to the parents that whether Placement/ career counseling activities in the institution were important to the students for their curriculum or not. Analyzing the data it was found that 3 responded that the content is poor to meet the needs demands of the industry. 9 responded as below average, 52 responded as average, 61 responded as good and 81 responded that the content is excellent to meet the needs and demand of the programme. It represents that more than 92 responded that the Placement/ career counseling activities in the institution were very important and valuable for the students to continue their curriculum and given good or excellent responses according to the questionnaire scale.

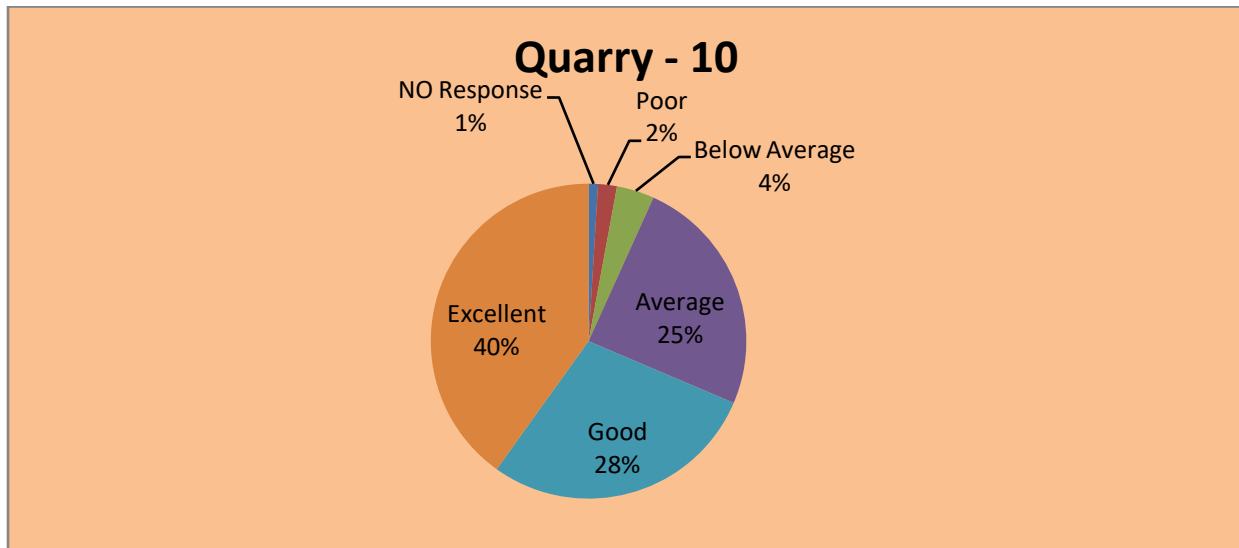
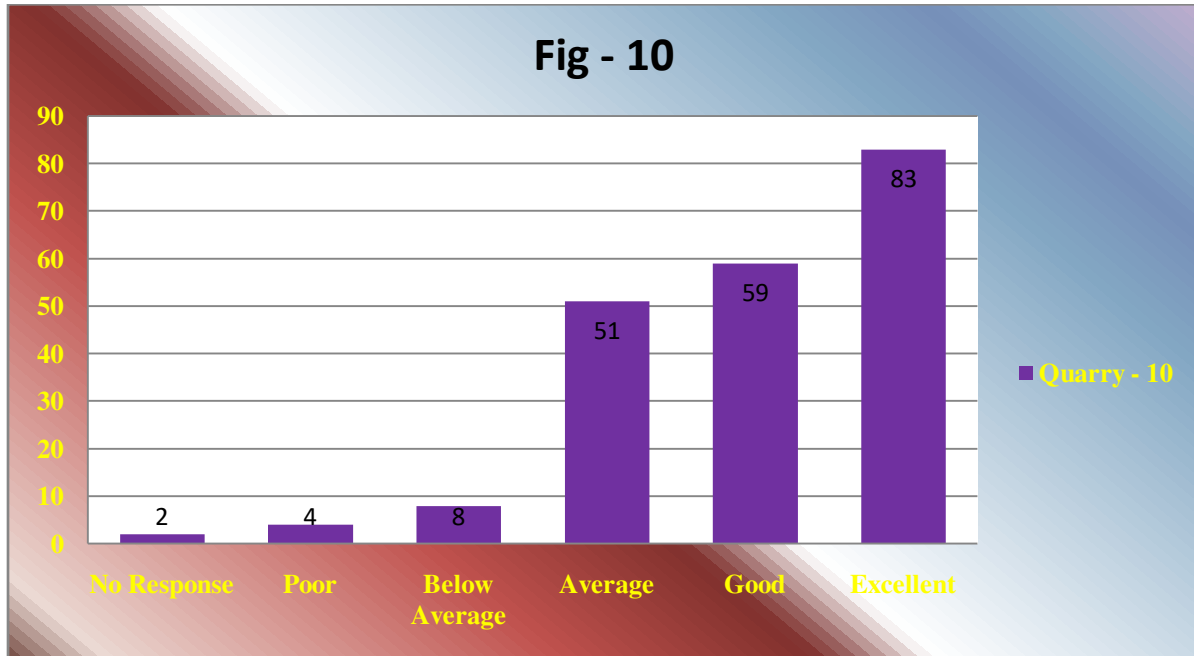


In the **Quarry No 9** it was asked to the parents that whether Cultural activities in the institution were important to the students for their curriculum or not. Analyzing the data it was found that 3 responded that the content is poor to meet the needs demands of the industry.7 responded as below average, 51 responded as average, 62 responded as good and 82 responded that the content is excellent to meet the needs and demand of the programme. It represents that more than 87% of the parents responded that the Cultural activities in the institution were very important and valuable for the students to continue their curriculum and given good or excellent responses according to the questionnaire scale. (**Vide Fig-9**).



In the **Quarry No 10** it was asked to the parents that whether Transparency in the examination and evaluation system of the institution were important to the students for their curriculum or not. Analyzing the data it was found that 4 responded that the content is poor to meet the needs demands of the industry. 8 responded as below average, 51 responded as average, 59 responded as good and 83 responded that the content is excellent to meet the needs and demand of the programme. It represents that more than 92% of the parents responded that the Transparency in the examination and evaluation system of the institution were very important

and valuable for the students to continue their curriculum and given good or excellent responses according to the questionnaire scale. (Vide Fig-10).



Discussion

After statistical analysis it was found that regarding overall personality development, importance of practical classes, field visit to face the industry, effective delivery of curriculum, skill enhancement programme, placement and career counseling, cultural activity and transparency in examination the college sustain an excellent administration for overall development of the students

Students Feedback Analysis on Curriculum 2019-2020

The college collected off line & online feedback on curriculum issuing a hard copy of Student Feedback about Curriculum (Annexure - 1) to all the students of all departments. After collecting the filled up forms it was found that only 1973 forms with response deposited by the students to the respective in charges.

Analyzing the responses as data it was found that 94.47% of total students given their responses as feedback on curriculum. After issuing the forms it was instructed to the student to feel free to response each and every quarry.

The questionnaire was framed in five points scale containing 10 quarries. The scores were from 1 to 5 being very poor, poor, mediocre, good and excellent respectively.

Discussion

After statistical analysis it was found that regarding employability in respect of industry needs and demands, technical skill to face the industry the curriculum to be updated to meet the demands of the students so that the students get opportunity to be absorbed by different industry as per following:

1. The curriculum to be revised to face different National Scholarship Examinations like NET, GATE, JAM and CUET, Stale level examination like SET, CSSC etc. so that the students may compete with nation wise other university students.
2. Hence questions may be arisen to meet the demands of the students at earliest possibility. In view of NEP 2020 all curriculums to be revised with special emphasis with skill enhancement and employability of the students.
3. In case of communicative skill development in the curriculum Spoken English may be introduced in all levels of course of studies.
4. The Practical area of the syllabus to be more balancing with the Theory part of the curriculum

After analysis of the data and preparing a brief report the IQAC coordinator placed the report to the principal for farther action, consequently the principal placed the report to the G. B. of the college. The G. B. of the college made a thorough discussion on the report and recommended to take necessary action by the principal with a request to forward the analyzed report to the university authority for necessary action

A Report on Teachers Feedback Analysis about curriculum 2019-2020

In the area of curriculum delivery, it was found that out of 109 teachers, 106 participated in the curriculum feedback programme, which was online/offline in nature. There were 75 male teachers and 31 female teachers among the respondents.

The respondents were faced with 16 questions on a five-point scale in a questionnaire is approved by IQAC covering the areas of teacher's feedback about curriculum.

A report on Employers Feedback Analysis 2019-2020

The college collected offline feedback on curriculum issuing a hard copy of Employers Feedback (Annexure - IV) to all the Employers of all departments. After collecting the filled up forms it was found that only 4 forms with response deposited by the Employers to the respective in charges.

Analyzing the responses as data it was found that 78.50% of total Employers given their responses as feedback. After issuing the forms it was instructed to the Employers to feel free to response each and every quarry.

The questionnaire was framed in four points scale containing 10 quarries. The scores were from 1 to 4 being Unsatisfactory, satisfactory, good and Very good respectively.

Discussion:

After statistical analysis it was found that regarding overall employability of the General communication skill/Interpersonal skill and leadership, team working abilities, Integrity, Competitiveness, Adoptability to additional work commitment, Open to new ideas and learning new techniques, Commitment towards vision & mission of the organization, inclination towards social responsibilities, the overall rating and many Suggestions of the employers were very good.

A Report on Alumni Feedback Analysis 2019-2020

The register Alumni of the college and many departments of the college have arranged many alumni meeting for academic enrichment or feedback collection on curriculum through online mode during last academic year 2019-2020. In the area of curriculum delivery, it was found that out of 1200 students; only 6ttudents participated in the feedback programme. There were 96 male students and 58 female students among the respondents.

In the area of categorizing the UG and PG study, it was found that among the respondents, 105 were completed bachelor's degrees and 49 were completed master's degrees. As the college has no provision to conduct the M. Phil. or Ph. D. programme, no respondents were found from those categories.

A report on Parents Feedback Analysis 2019-2020

The college collected online feedback on curriculum issuing a hard copy of parent Feedback (Annexure - VII) to all the parents of all department students. After collecting the filled up forms it was found that only 207 forms with response deposited by the parents to the respective in charges.

Analyzing the responses as data it was found that 92.59% of total parents given their responses as feedback. After issuing the forms it was instructed to the parents to feel free to response each and every query.

The questionnaire was framed in five points scale containing 10 queries. The scores were from 1 to 5 being poor, below average, average, good and excellent respectively.

Discussion

After statistical analysis it was found that regarding overall personality development, importance of practical classes, field visit to face the industry, effective delivery of curriculum, skill enhancement programme, placement and career counseling, cultural activity and transparency in examination the college sustain an excellent administration for overall development of the students

After analysis of the data and preparing a brief report the IQAC coordinator placed the report to the principal for further action, consequently the principal placed the report to the G. B. of the college. The G. B. of the college made a thorough discussion on the report and recommended to take necessary action by the principal with a request to forward the analyzed report to the university authority for necessary action

Chaitly
21/09/2020
IQAC Co-ordinator
Mugberia Gangadhar Mahavidyalaya

P. B. Mishra
21/09/2020
GB Member

J. M.
21.9.20
TCS and
GB member

S. K. Mishra
21.09.2020
Principal
Mugberia Gangadhar Mahavidyalaya



MUGBERIA GANGADHAR MAHAVIDYALAYA
P.O.-BHUPATINAGAR, Dist.-PURBA MEDINIPUR, PIN-721425, WEST BENGAL.
INDIA



NAAC Re-Accredited B⁺ LEVEL Govt. aided College
CPE (Under UGC XII Plan) & NCTE Recognized Institution
DBT Star College Scheme Award Recipient

E-mail:

mugberia_college@rediffmail.com//www.mugberiagangadharmahavidyalaya.ac.in

Ref. No. MGM/GIA/VC VU/68 /2019-20

Date: 22.09.2020

To
Inspector of Colleges,
Vidyasagar University,
Midnapore,
Paschim Medinipur, W. B.

Office of the Inspector of Colleges
VIDYASAGAR UNIVERSITY
Midnapore-721102

Received but Content not verified

Signature with date

23/09/2020

Sub: Submission of Students' Feedback Report of 2019-2020.

Sir,

I am submitting herewith the Report of Students' Feedback on Curriculum of 2019-2020 with the following points raised by the students in the area of suggestion for your kind consideration.

- The students suggested to introduce Spoken English in the paper communicative skill development.
- The curriculum to be framed emphasising skill enhancement in all subject so that the employability of the students may increase.
- The short term courses to be included in the curriculum related to skill enhancement in the concerned subjects including humanities section so that the students may get job opportunity.
- The practical examinations of physical education will be completed before theory examination

Thanking You.

Yours Sincerely,



(Dr. Swapan Kumar Misra)
Principal

Principal

Mugheria Gangadhar Mahavidyalaya

22.09.2020



MUGBERIA GANGADHAR MAHAVIDYALAYA

P.O.—BHUPATINAGAR, Dist.—PURBA MEDINIPUR, PIN.—721425, WEST BENGAL, INDIA

NAAC Re-Accredited B+Level Govt. aided College

CPE (Under UGC XII Plan) & NCTE Approved Institutions

DBT Star College Scheme Award Recipient

E-mail : mugberia_college@rediffmail.com // www.mugberiangangadharmahavidyalaya.ac.in

1.4.1: Institution obtains feedback on the academic performance and ambience of the institution from various stakeholders, such as Students, Teachers, Employers, Alumni etc. and action taken report on the feedback is made available on institutional website

Feedback analysis report submitted to appropriate bodies

Students Feedback Analysis on Curriculum 2019

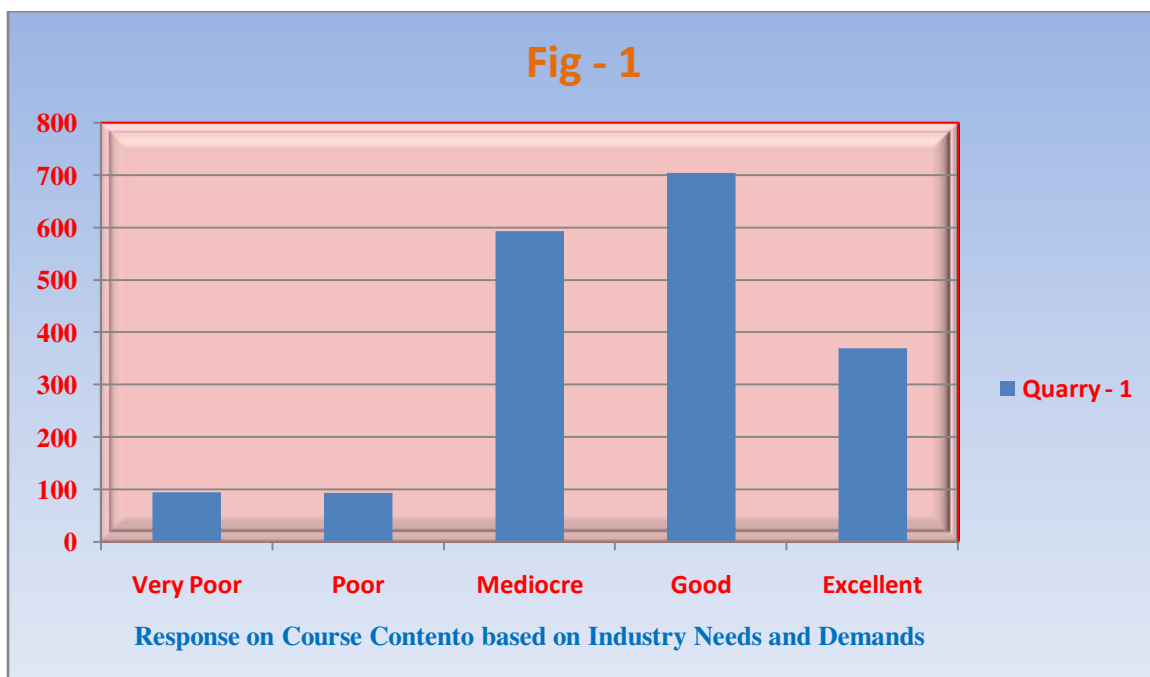
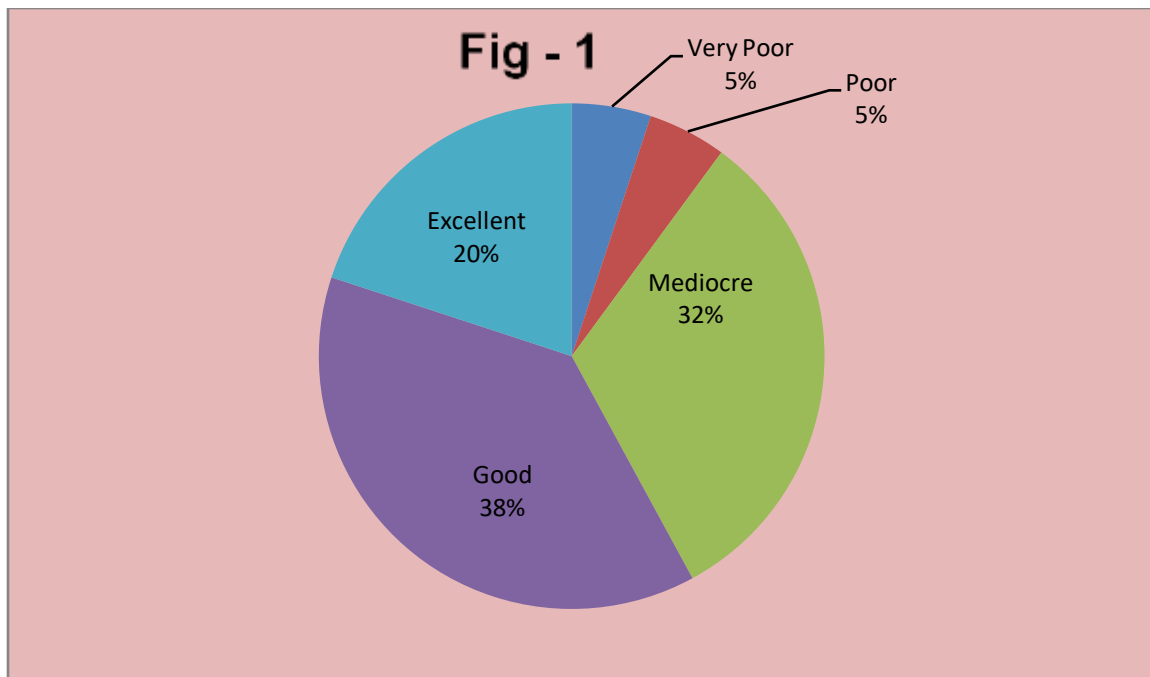
The college collected off line & online feedback on curriculum issuing a hard copy of Student Feedback About Curriculum (Annexure - 1) to all the students of all departments. After collecting the filled up forms it was found that only 1854 forms with response deposited by the students to the respective in charges.

Analyzing the responses as data it was found that 94.47% of total students given their responses as feedback on curriculum. After issuing the forms it was instructed to the student to feel free to response each and every quarry.

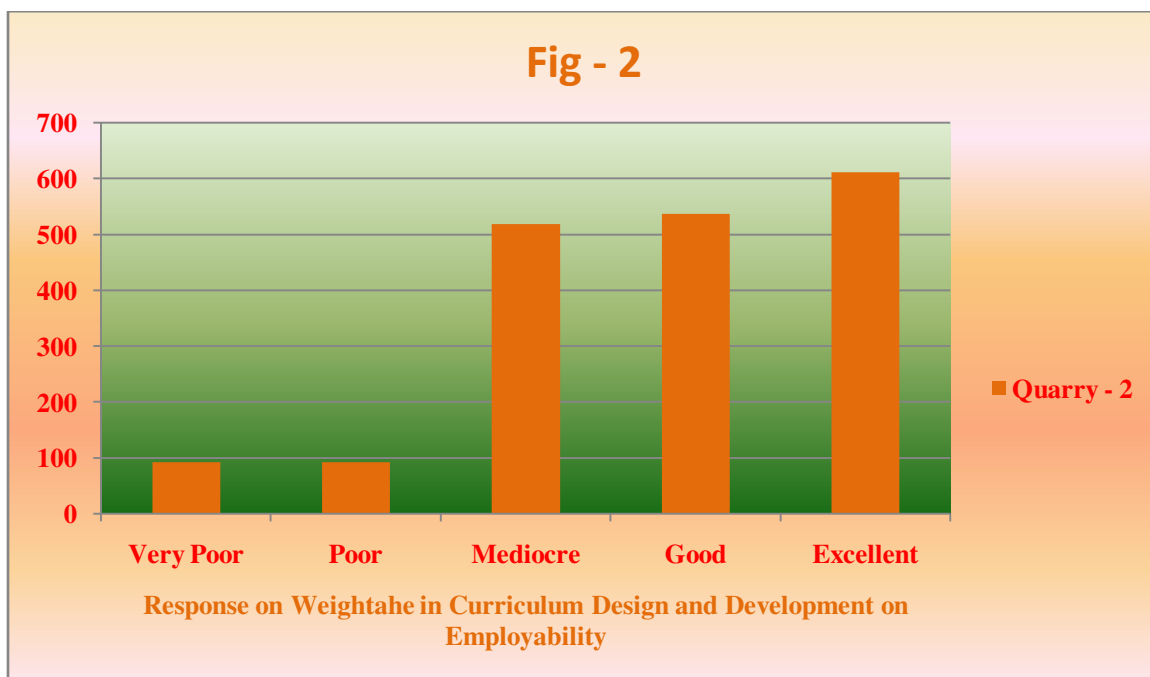
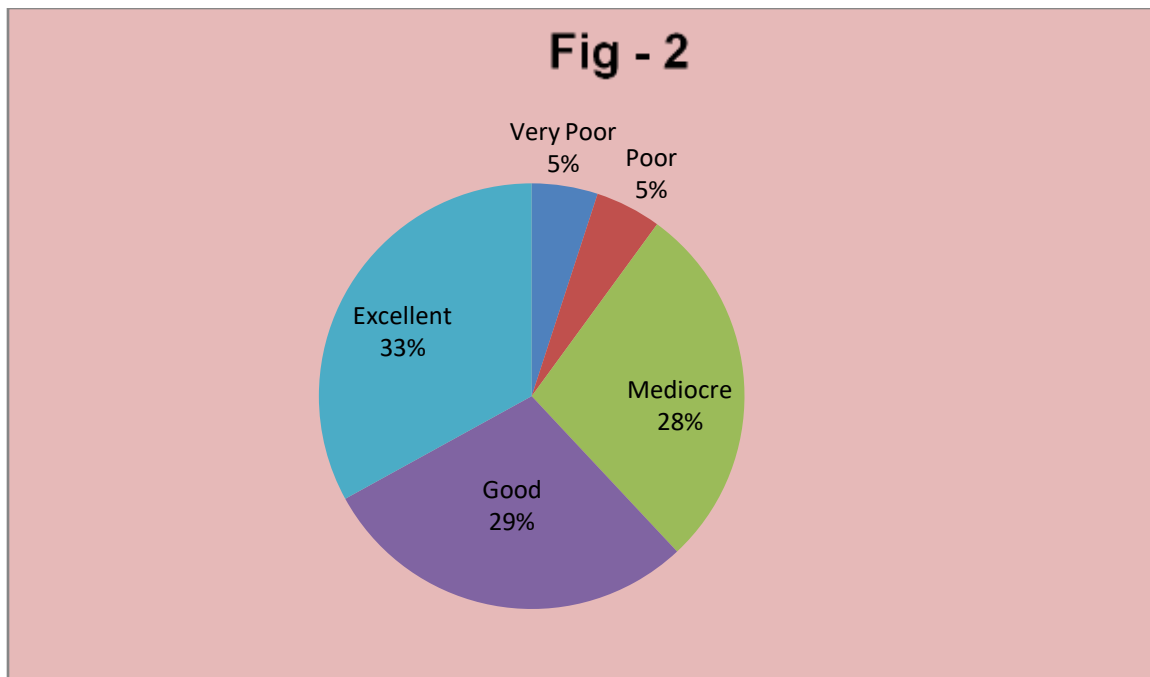
The questionnaire was framed in five points scale containing 10 quarries. The scores were from 1 to 5 being very poor, poor, mediocre, good and excellent respectively.

Response	Q1	Q2	Q3	Q4	Q5	Q6	Q7	Q8	Q9	Q10
Very Poor	94	93	93	38	56	37	94	94	93	74
Poor	93	93	94	56	57	56	92	56	93	93
Mediocre	593	519	370	185	222	278	93	129	278	242
Good	704	537	556	741	704	705	278	278	648	648
Excellent	370	612	741	834	815	778	1297	1297	742	797

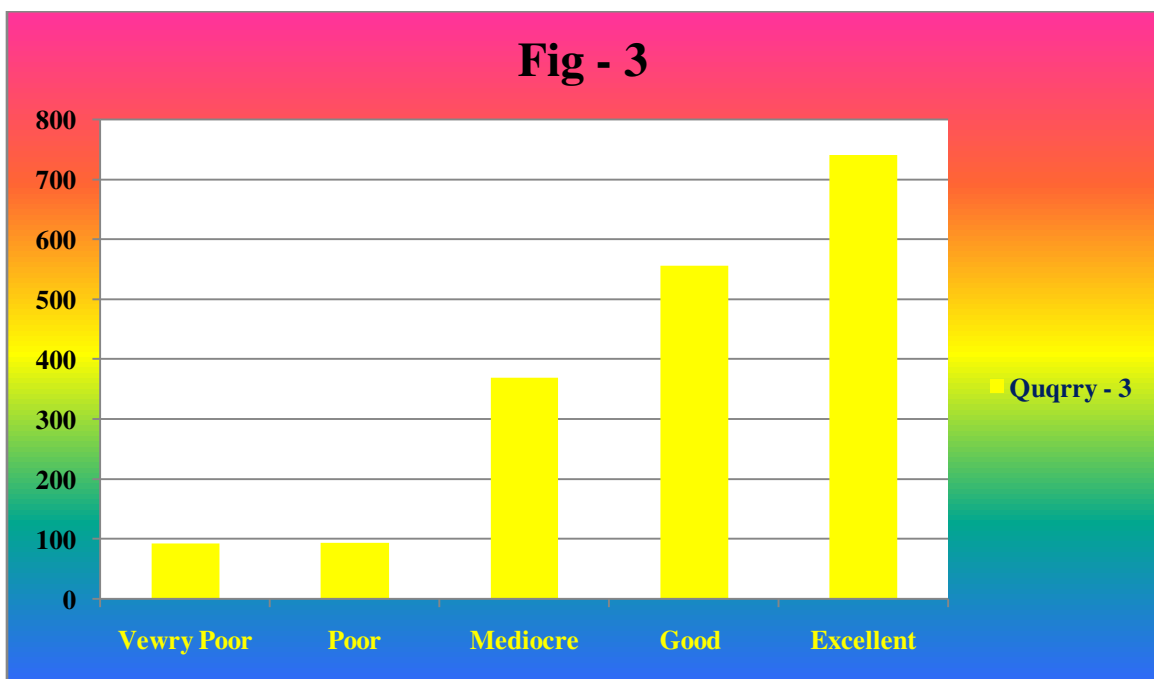
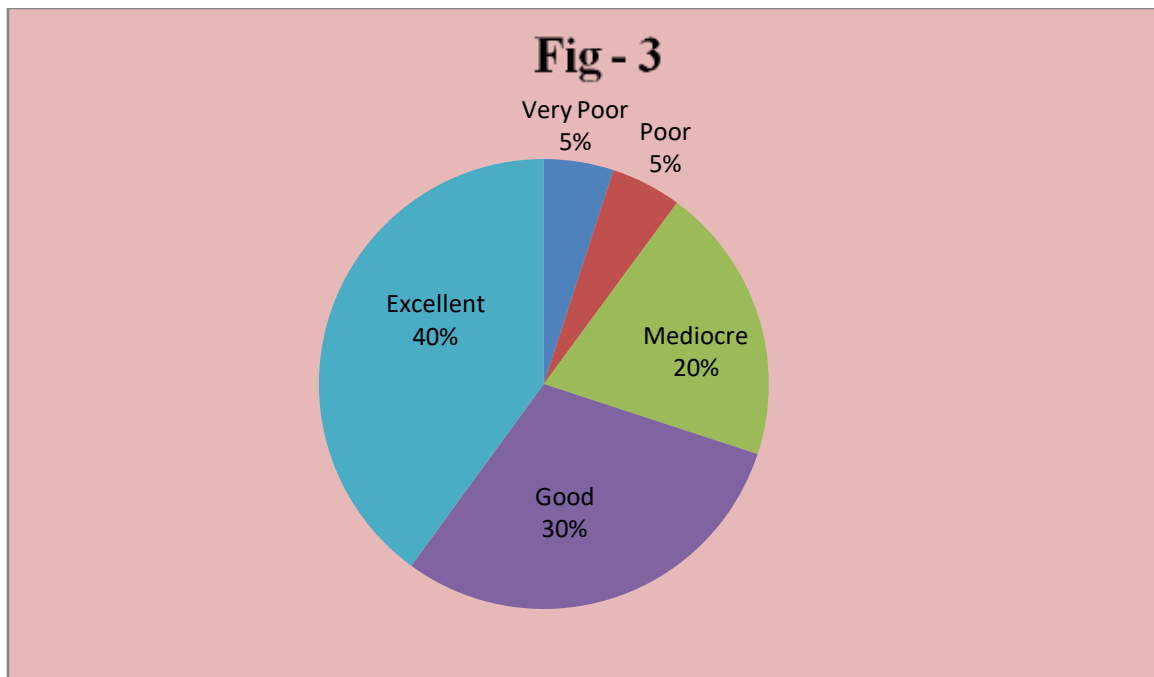
In the **Quarry No 1** it was asked to the students that the course content is to what extend meet the needs and demands of the industry or the employing authority. Analyzing the data it was found that 5% of the students responded that the course content is very poor to meet the needs demands of the industry. 5% students responded as poor, 32% of the students responded as mediocre, 38% of the students responded as good and 20% of the students responded that the course content is excellent to meet the needs and demand of the industry. It represents that less than 55% of the students responded that the course content is not excellent to meet the needs and demand of the industry, as most of the students of this college are studying in Humanities section and their provision of job opportunity is only in educational institutions. They are not getting any opportunity even to make application against their candidature as there is no advertisement by the CSSC, W. B. since a long time. (**Vide Fig-1**)



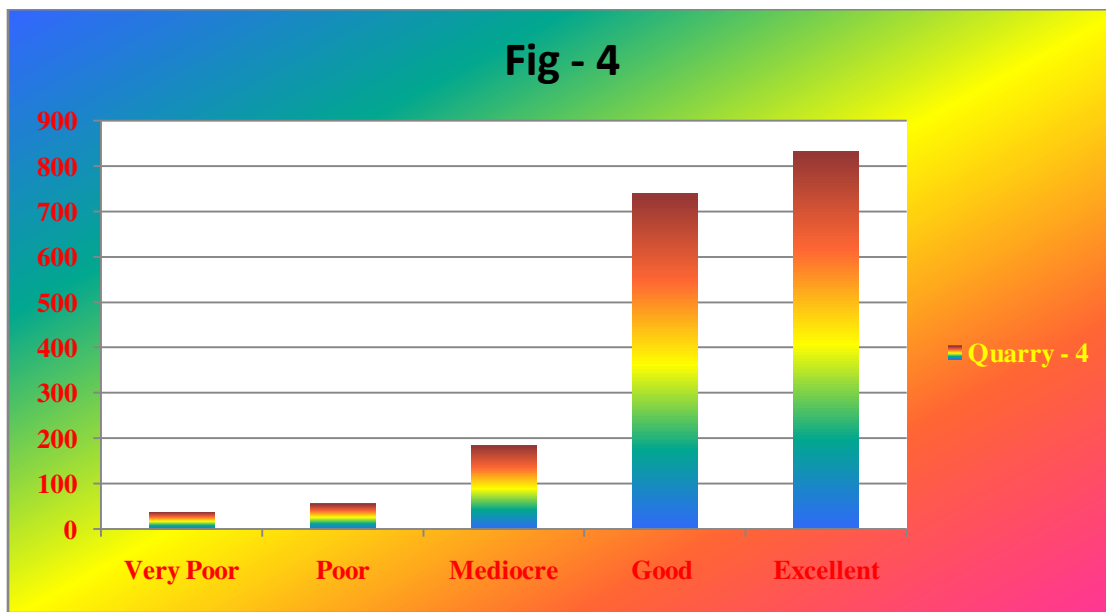
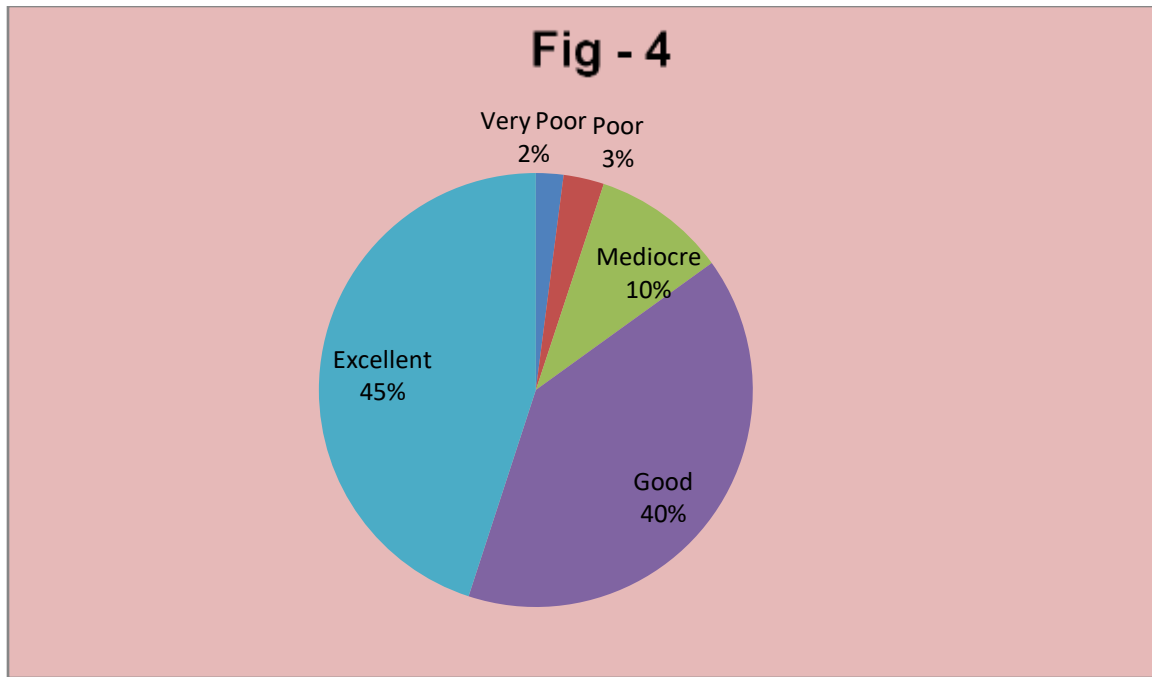
In the **Quarry No 2** it was asked to the students that the course content is to what extent weightage is imposed in the curriculum for employability. Analyzing the data it was observed that 5% of the students responded that the course content is very poor to meet the employability. 5% students responded as poor, 28% of the students responded as mediocre, 29% of the students responded as good and 33% of the students responded that the course content is excellent to meet the employability. (**Vide Fig-2**)



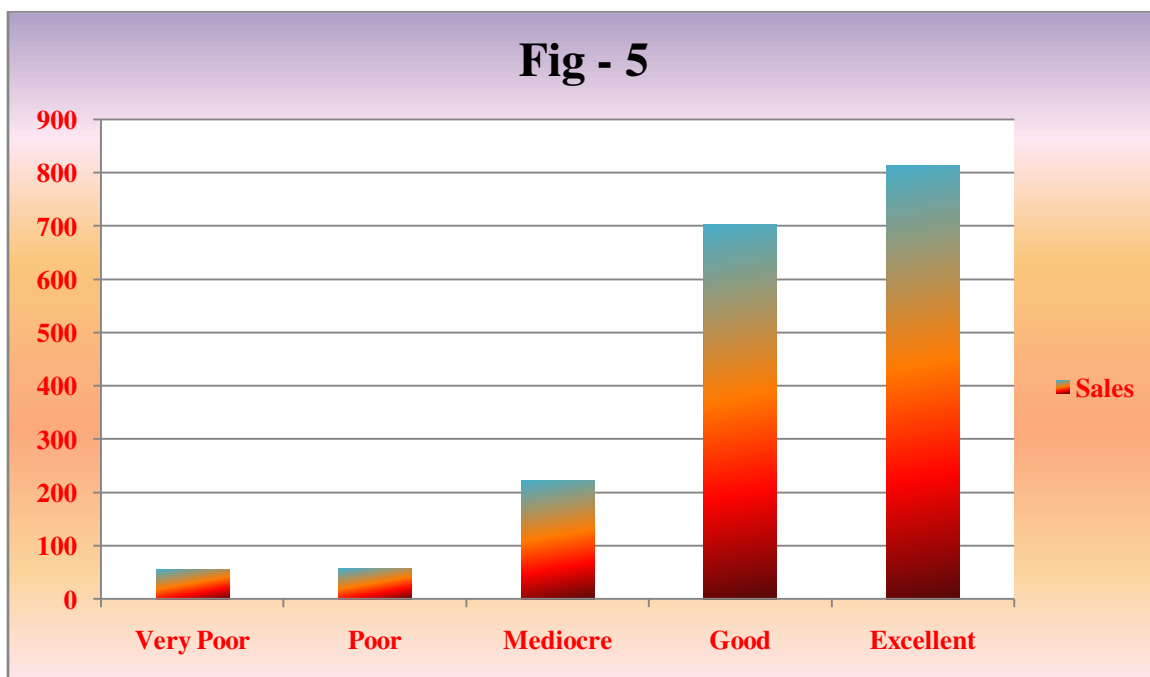
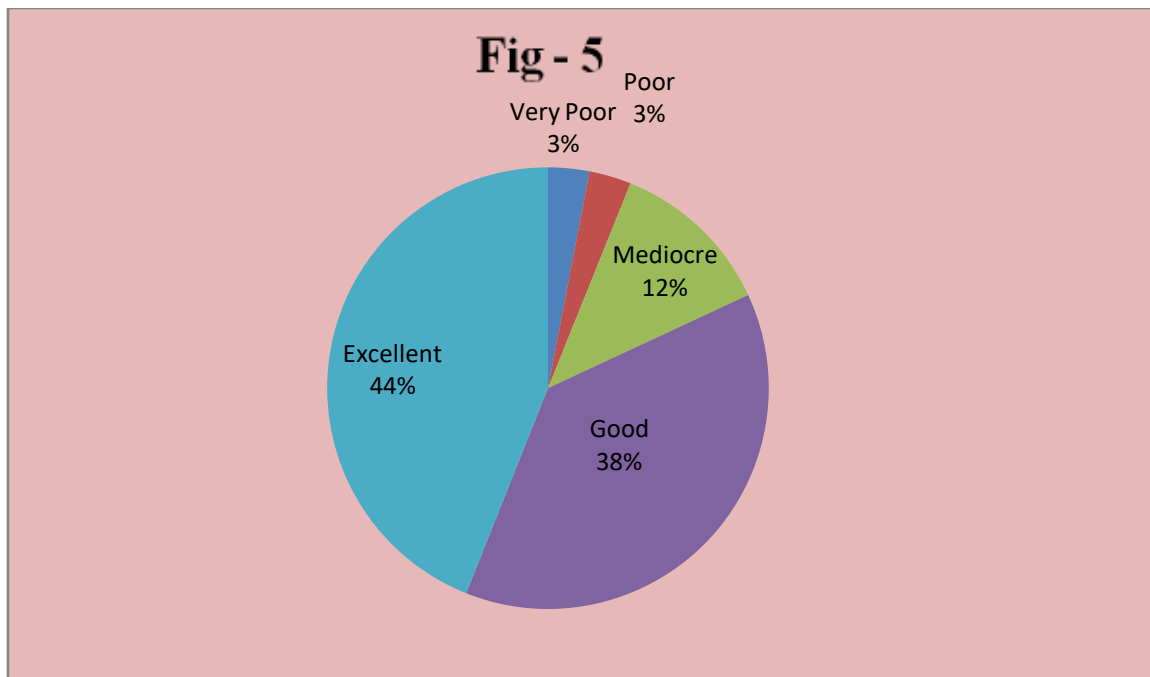
In the **Quarry No 3** it was asked to the students that is the course content suitable for NET / GATE / JAM / SET Examination? Analyzing the data it was observed that 5% of the students responded that the course content is very poor to meet the employability. 5% students responded as poor, 20% of the students responded as mediocre, 30% of the students responded as good and 40% of the students responded that the course content is excellent to meet the employability. (**Vide Fig-3**).



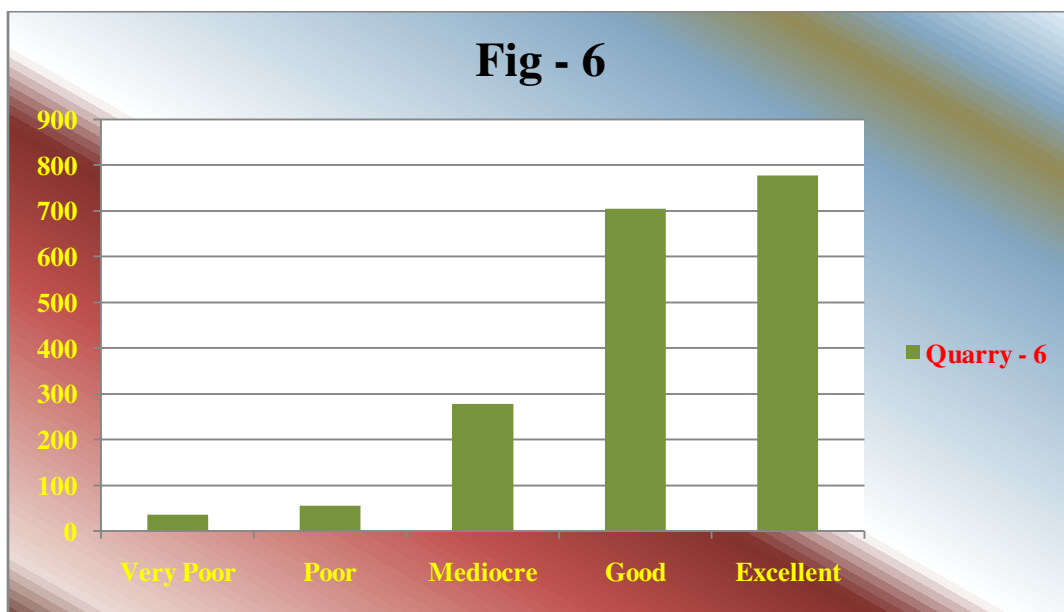
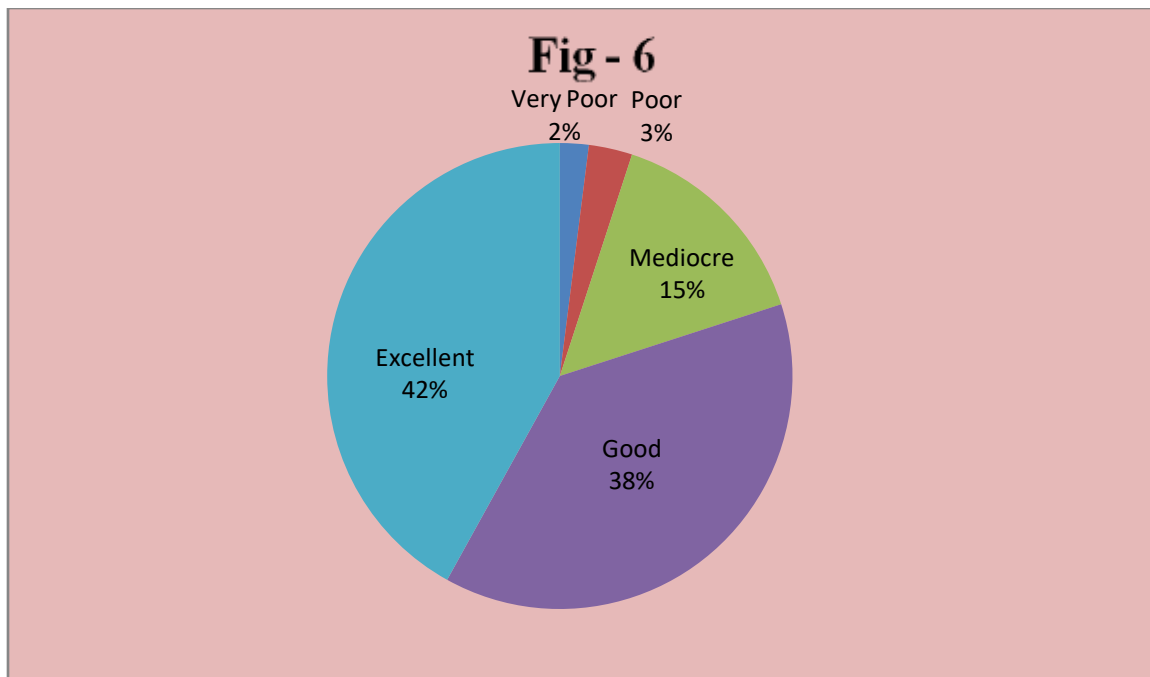
In the **Quarry No 4** it was asked to the students about the balance between theory and practical in the course content. Analyzing the data it was observed that 2% of the students responded that the course content is very poor to meet the employability. 3% students responded as poor, 10% of the students responded as mediocre, 40% of the students responded as good and 45% of the students responded that the course content is excellent to meet the employability. (Vide Fig-4).



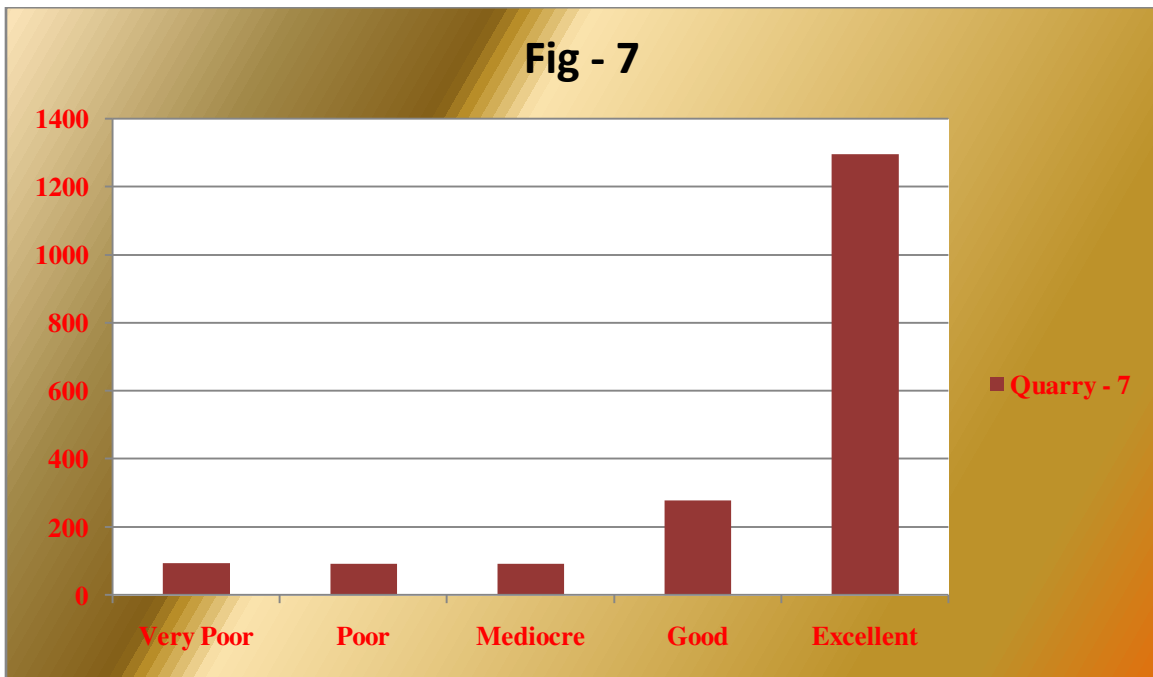
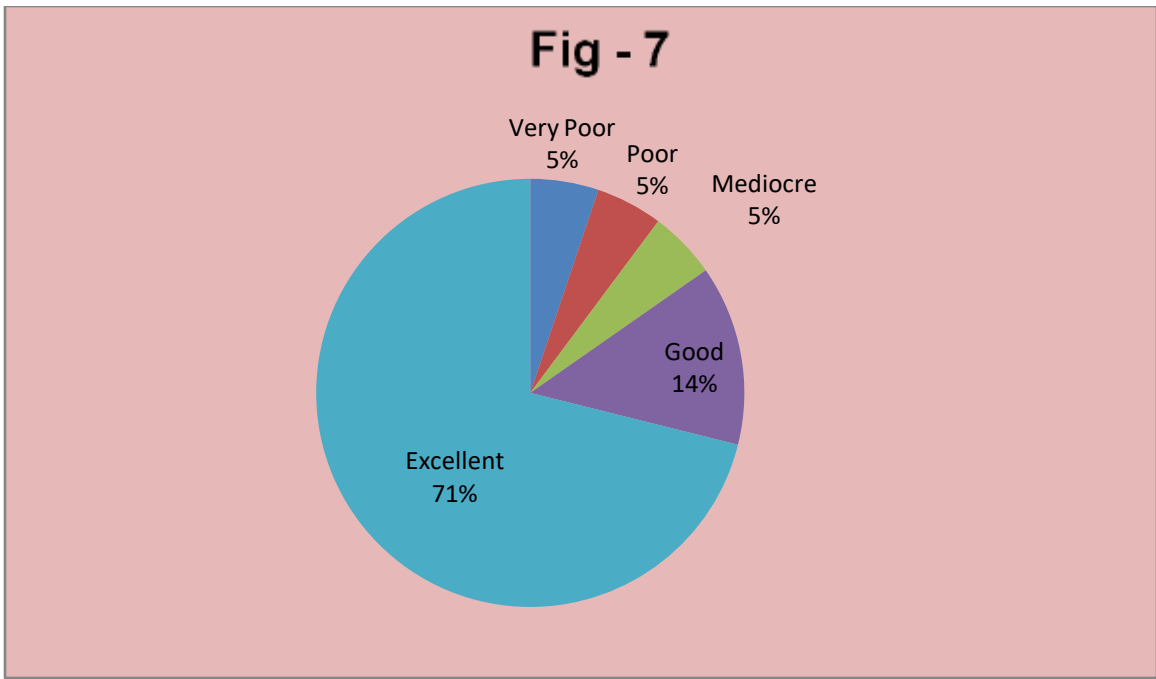
In the **Quarry No 5** it was asked to the students about the practical experience enhanced understanding the concept of theory. Analyzing the data it was observed that 3% of the students responded that the course content is very poor to meet the employability. 3% students responded as poor, 12% of the students responded as mediocre, 38% of the students responded as good and 44% of the students responded that the course content is excellent to meet the employability. (Vide Fig-5).



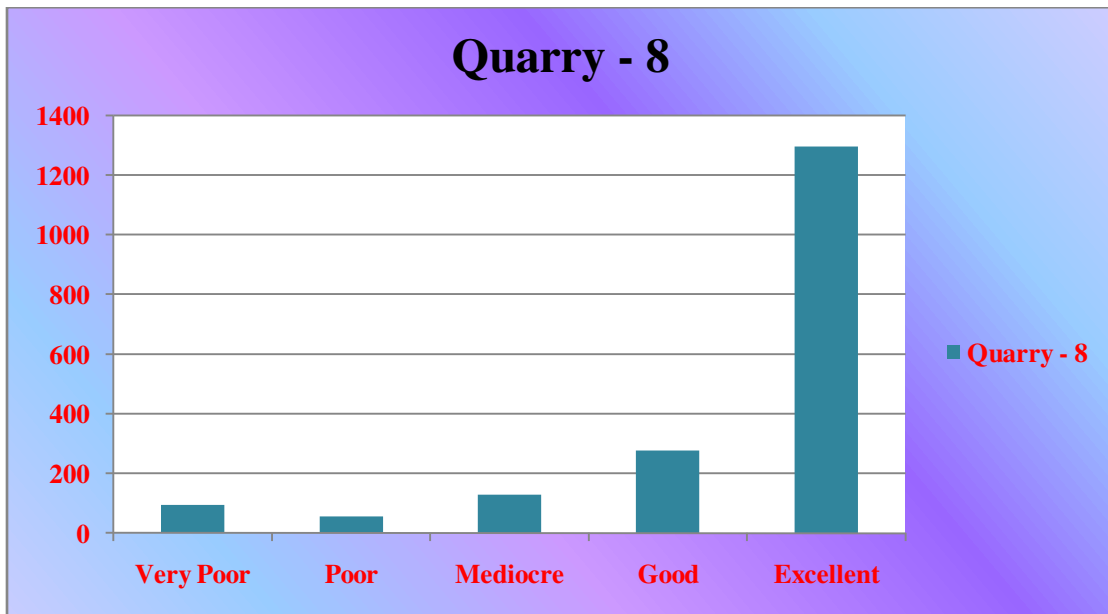
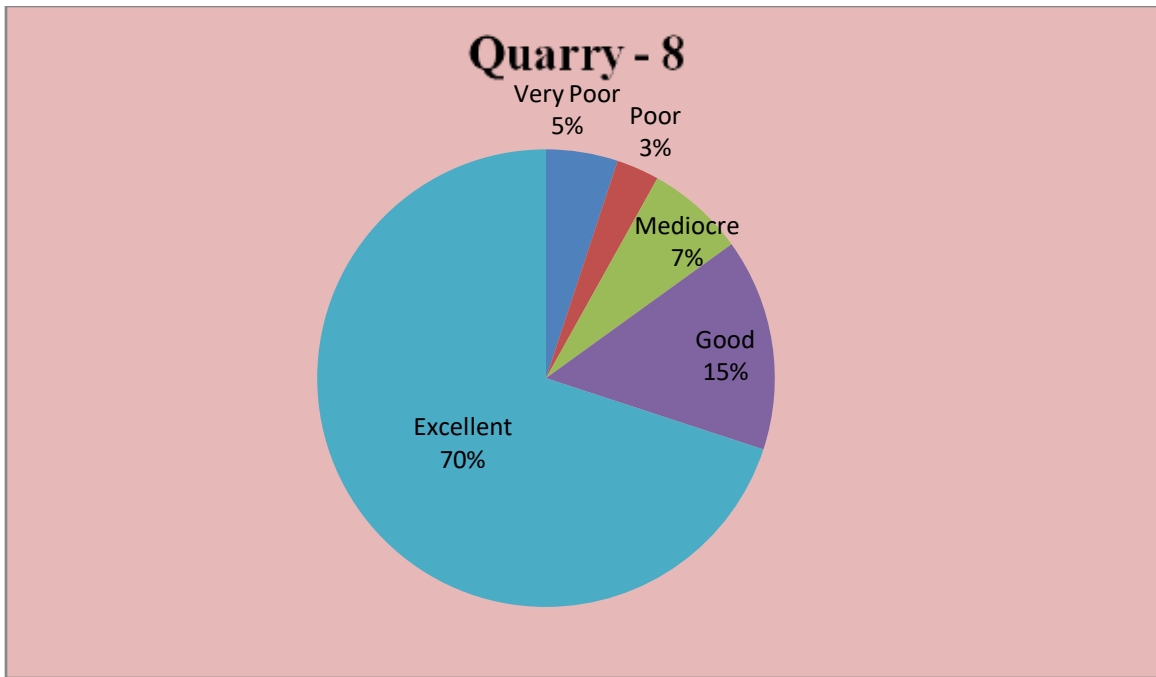
In the **Quarry No 6** it was asked to the students that is the course enhance technical skill to face the industry? Analyzing the data it was observed that 2% of the students responded that the course content is very poor to meet the employability. 3% students responded as poor, 15% of the students responded as mediocre, 38% of the students responded as good and 42% of the students responded that the course content is excellent to meet the employability. (**Vide Fig-6**).



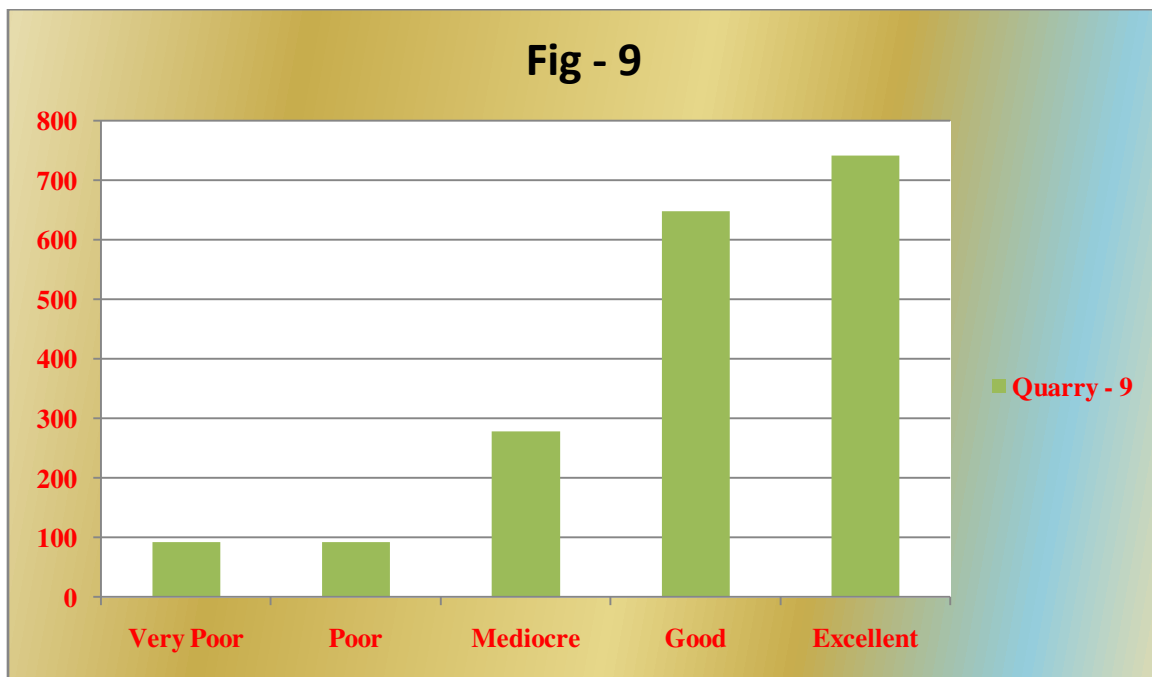
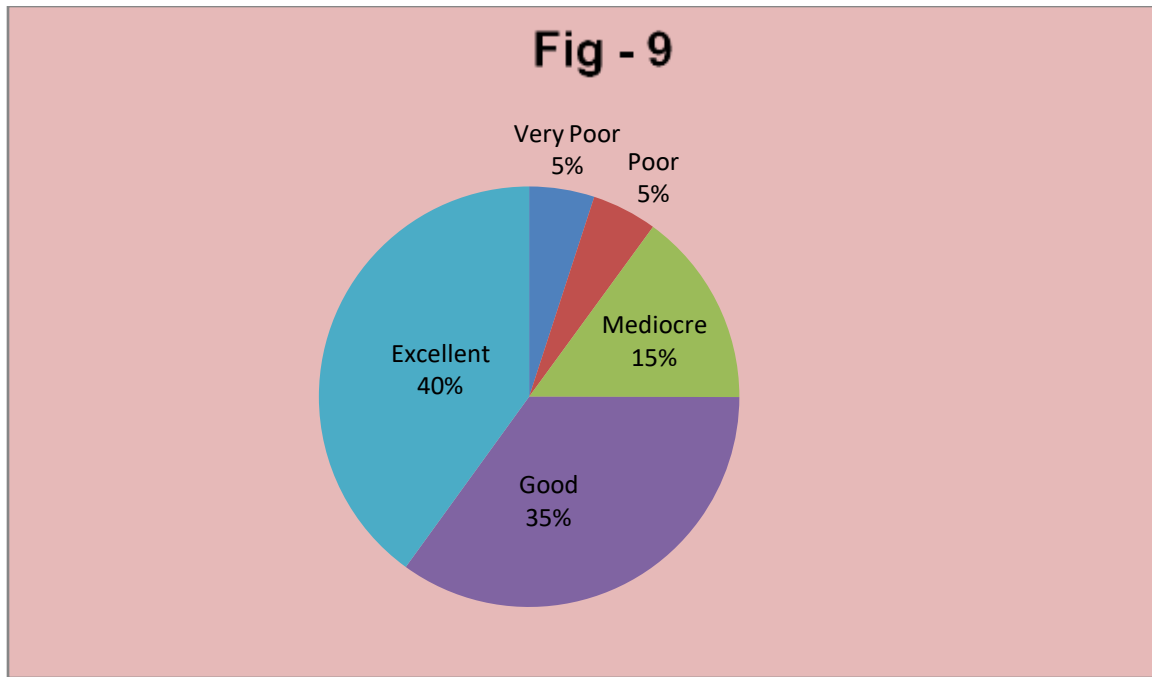
In the **Quarry No 7** it was asked to the students that the curriculum updated from time to time or not? Analyzing the data it was observed that 5% of the students responded that the course content is very poor to meet the employability. 5% students responded as poor, 5% of the students responded as mediocre, 14% of the students responded as good and 71% of the students responded that the course content is excellent to meet the employability. (**Vide Fig-7**).



In the **Quarry No 8** it was asked to the students whether the curriculum is competent in Global Education System or not? Analyzing the data it was observed that 5% of the students responded that the course content is very poor to meet the employability. 3% students responded as poor, 7% of the students responded as mediocre, 15% of the students responded as good and 70% of the students responded that the course content is excellent to meet the employability. (Vide Fig-8).



In the **Quarry No 9** it was asked to the students whether the curriculum is helpful to attain Higher Study or not? Analyzing the data it was observed that 5% of the students responded that the course content is very poor to meet the employability. 5% students responded as poor, 15% of the students responded as mediocre, 35% of the students responded as good and 40% of the students responded that the course content is excellent to meet the employability. (**Vide Fig-9**).



In the **Quarry No 10** it was asked to the students whether the curriculum is simulating to create interest in the subject areas or not? Analyzing the data it was observed that 4% of the students responded that the course content is very poor to meet the employability. 5% students responded as poor, 13% of the students responded as mediocre, 35% of the students responded as good and 43% of the students responded that the course content is excellent to meet the employability. (**Vide Fig-10**).



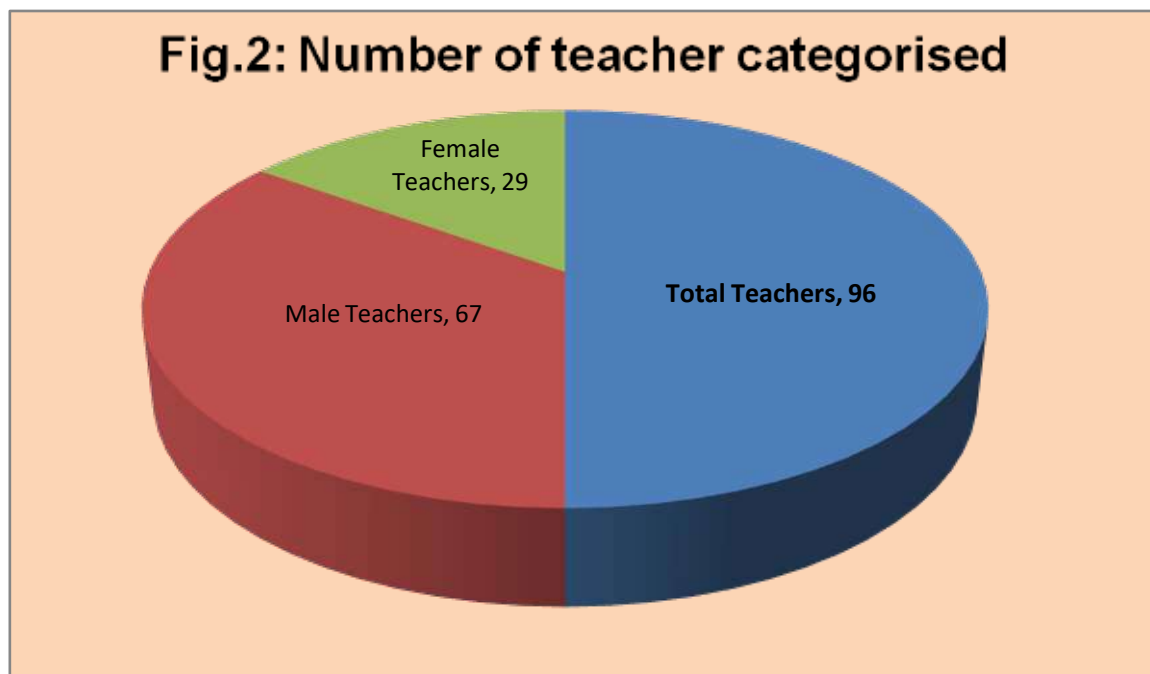
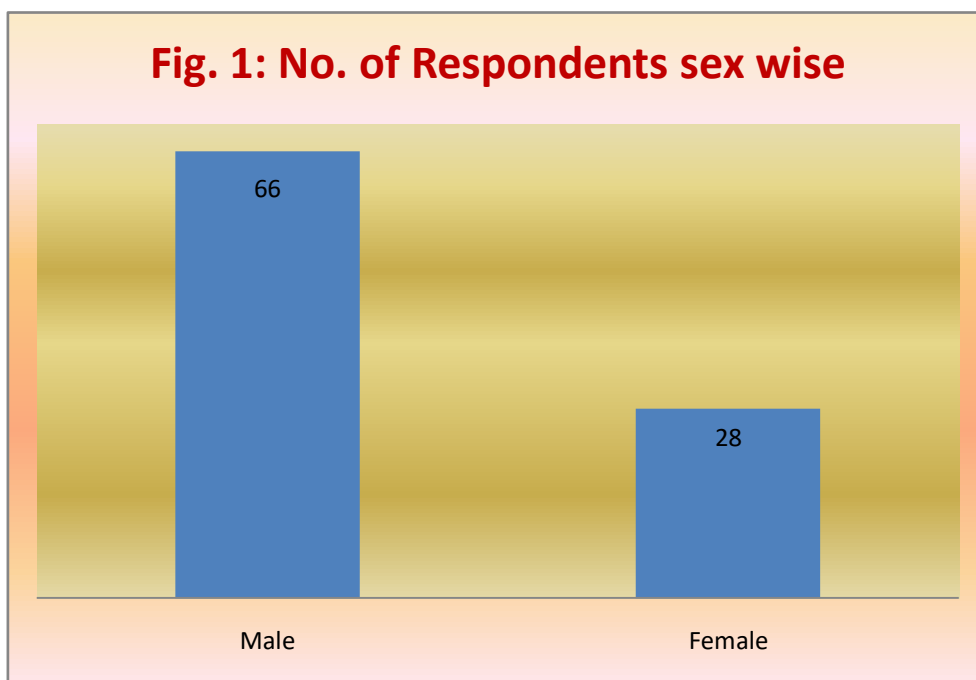
Discussion

After statistical analysis it was found that regarding employability in respect of industry needs and demands, technical skill to face the industry the curriculum to be updated to meet the demands of the students so that the students get opportunity to be absorbed by different industry as per following:

1. The curriculum to be revised to face different National Scholarship Examinations like NET, GATE, JAM and CUET, State level examination like SET, CSSC etc. so that the students may compete with nation wise other university students.
2. Hence questions may be arisen to meet the demands of the students at earliest possibility. In view of NEP 2020 all curriculum to be revised with special emphasis with skill enhancement and employability of the students.
3. In case of communicative skill development in the curriculum Spoken English may be introduced in all levels of course of studies.
4. The Practical area of the syllabus to be more balancing with the Theory part of the curriculum

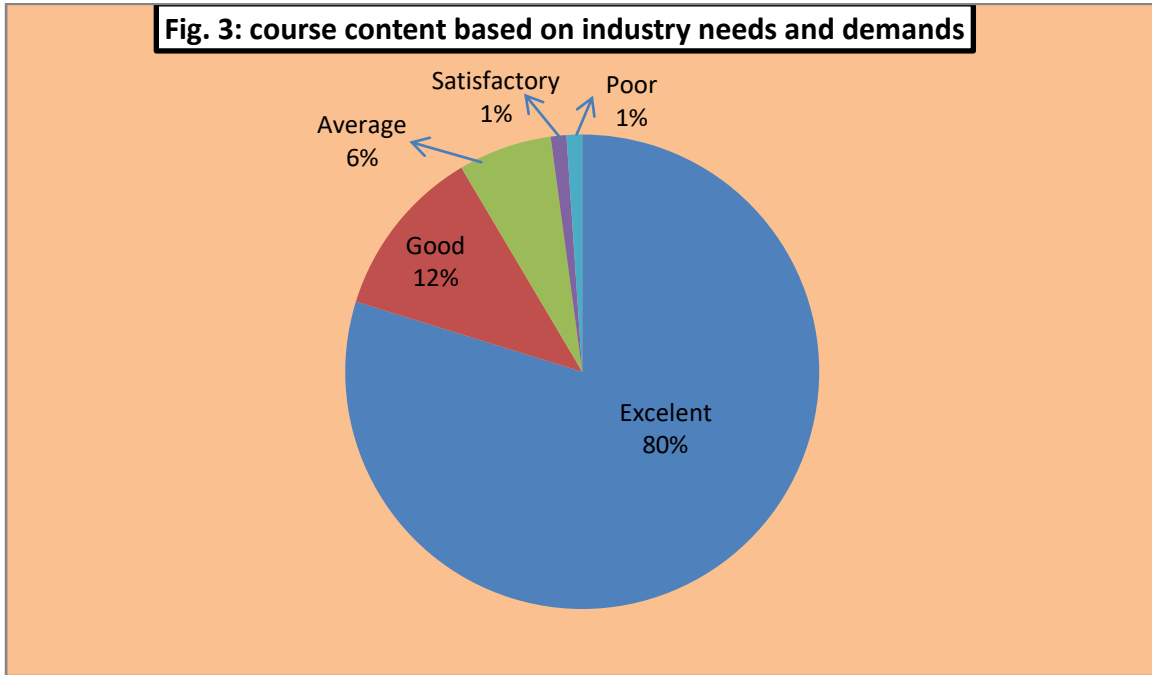
A Report on Teacher Feedback Analysis about curriculum 2019

In the area of curriculum delivery, it was found that out of 96 teachers, 94 participated in the curriculum feedback programme, which was online/offline in nature. There were 66 male teachers and 28 female teachers among the respondents. **Vide Fig. 1 & 2**

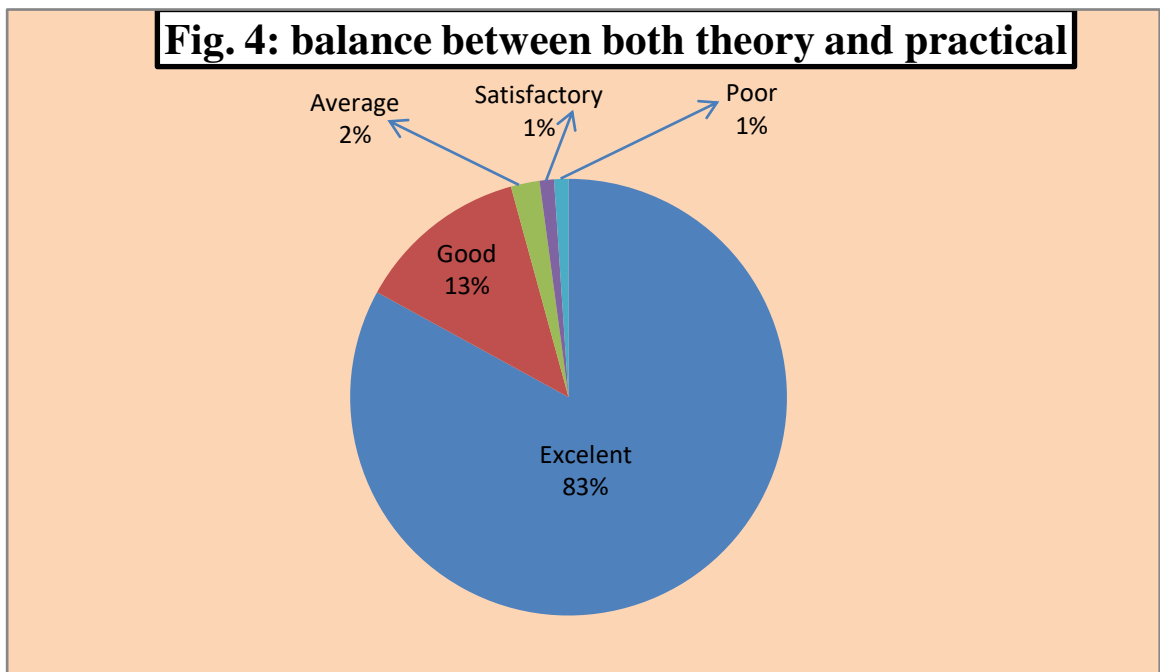


The respondents were faced with 16 questions on a five-point scale in a questionnaire approved by IQAC covering the areas of teacher's feedback about curriculum.

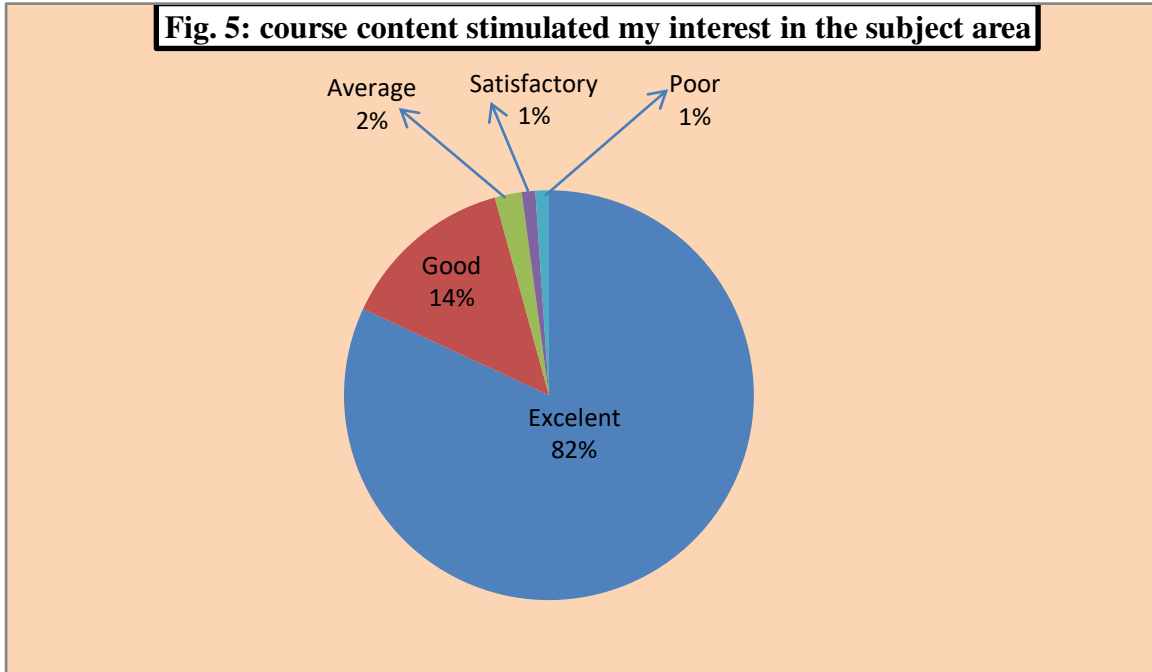
In query no. 1, in response to question number one about course content based on industry needs and demands, 80 percent of teachers responded excellent, 12 percent responded good, 6 percent responded average, 1 percent responded satisfactory, and only 1 percent opined that the content of the course does not meet the needs and demands of industry. **Vide Fig. 3**



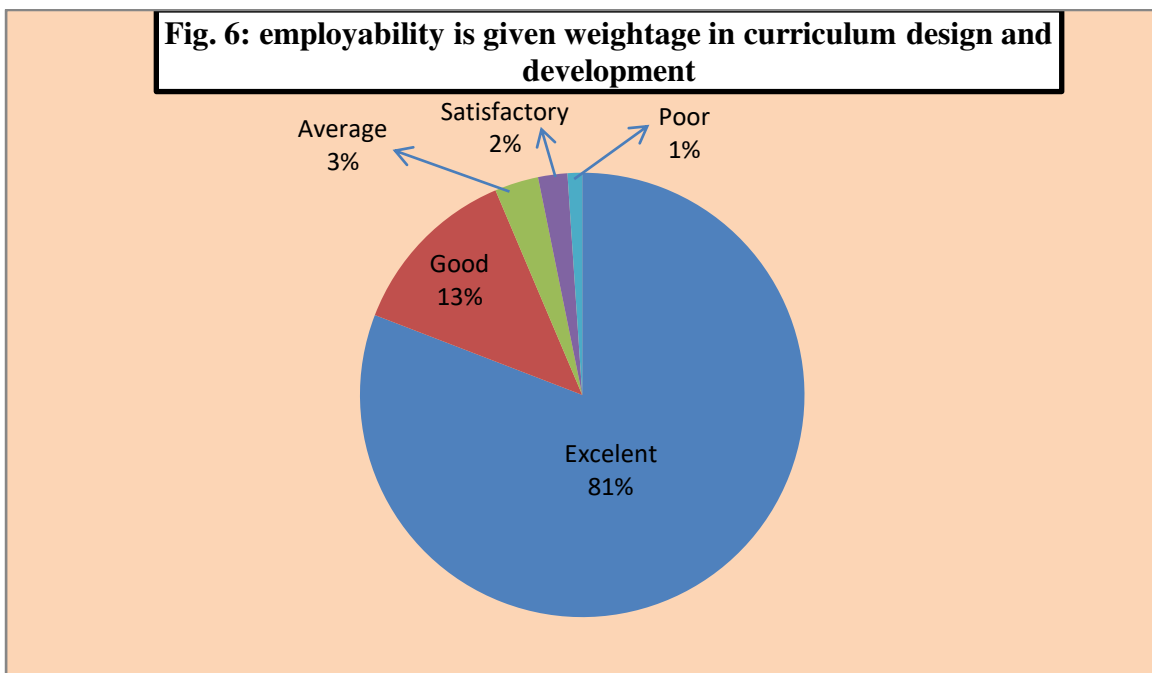
In query no. 2 regarding whether the course has a good balance between both theory and practical application, it was found that 83 percent teacher respondents stated excellent, 13 percent stated very good, 2 percent stated average, 1 percent stated satisfactory, and only 1 percent opined that the course has not good balance between both theory and practical application. **Vide Fig. 4**



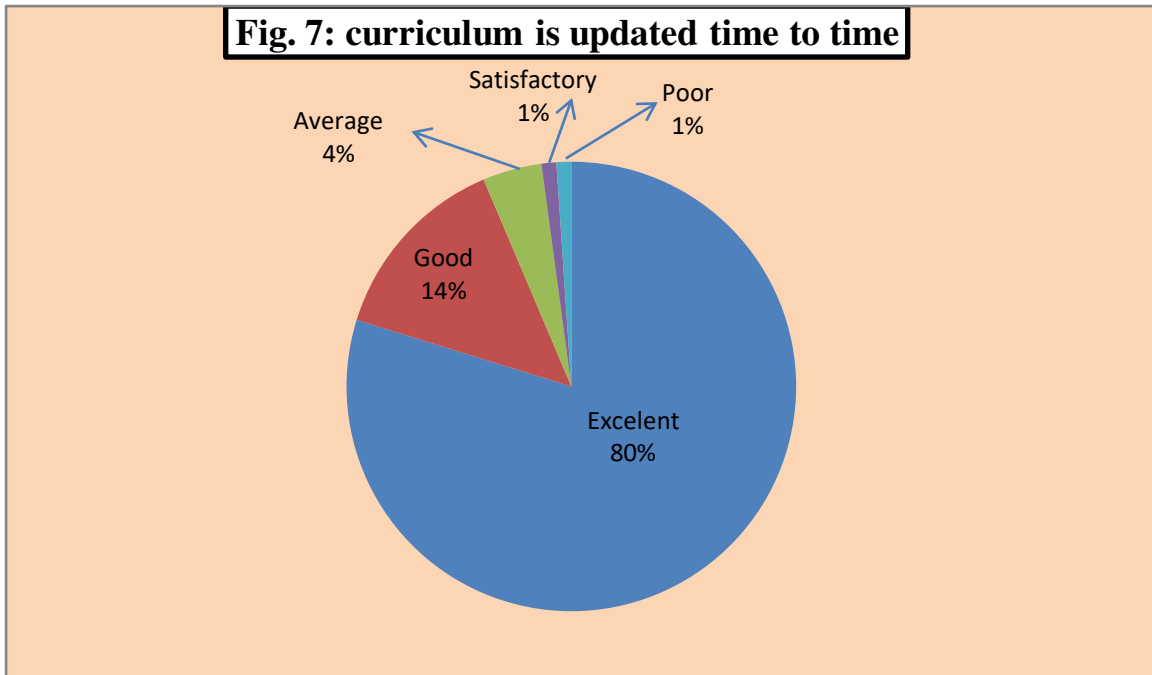
In query no. 3 regarding whether course content stimulated my interest in the subject area, 82 percent of teachers responded "excellent," 14 percent responded "good," 2 percent responded "average," 1 percent responded "satisfactory," and only 1 percent opined that the content of the course does not interest my subject area. **Vide Fig. 5**



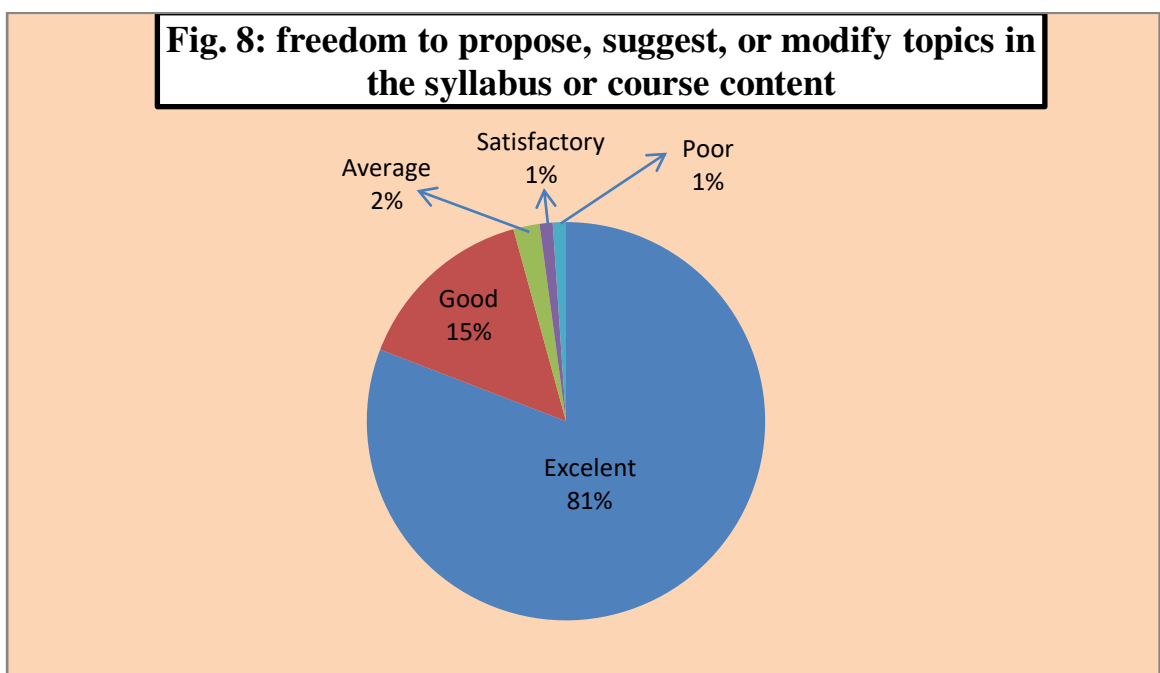
In query no 4 regarding whether employability is given weightage in curriculum design and development, it was found that 81 percent of teacher respondents stated excellent, 13 percent stated very good, 3 percent stated average, 2 percent stated satisfactory, and only 1 percent opined that employability is given weightage in curriculum design and development. **Vide Fig. 6**



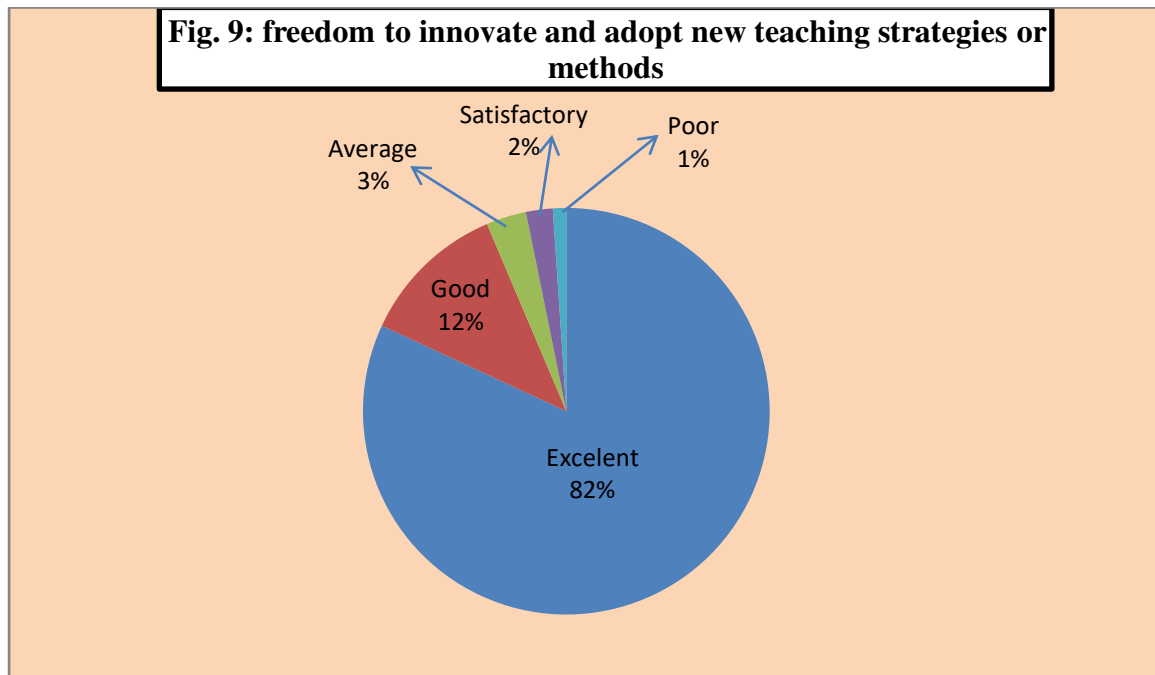
In query no 5 regarding whether curriculum is updated time to time, it was found that 80 percent teacher respondents stated excellent, 14 percent stated very good, 4 percent stated average, 1 percent stated satisfactory, and only 1 percent opined that the curriculum does not updated time to time. **Vide Fig. 7**



In query no. 6 regarding whether there is freedom to propose, suggest, or modify topics in the syllabus or course content, it was found that 81 percent of teacher respondents stated excellent, 15 percent stated very good, 2 percent stated average, 1 percent stated satisfactory, and only 1 percent opined that the course does not have a freedom to propose, suggest, or modify topics in the syllabus or course content. **Vide Fig. 8**

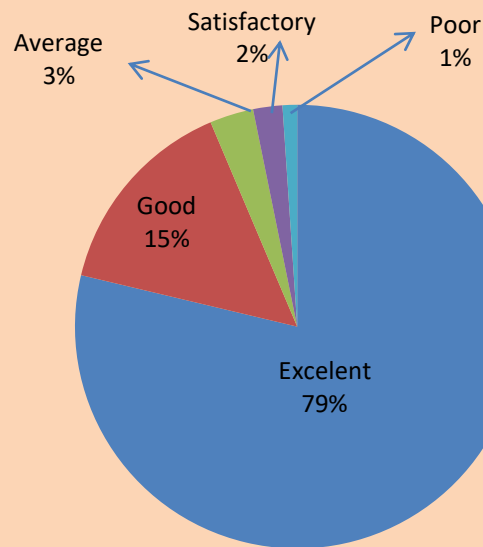


In query no 7 regarding whether there is freedom to innovate and adopt new teaching strategies or methods, it was found that 82 percent of teacher respondents stated excellent, 12 percent stated very good, 3 percent stated average, 2 percent stated satisfactory, and only 1 percent opined that the course does not have a freedom to innovate and adopt new teaching strategies or methods. **Vide Fig. 9**



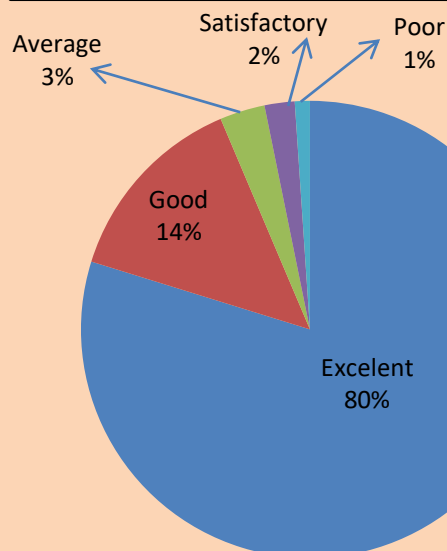
In query no 8 regarding whether have you satisfy for CBCS system, it was found that 79 percent of teacher respondents stated excellent, 15 percent stated very good, 3 percent stated average, 2 percent stated satisfactory, and only 1 percent opined that the course does not satisfy for CBCS system. **Vide Fig. 10**

Fig. 10: satisfy for CBCS system



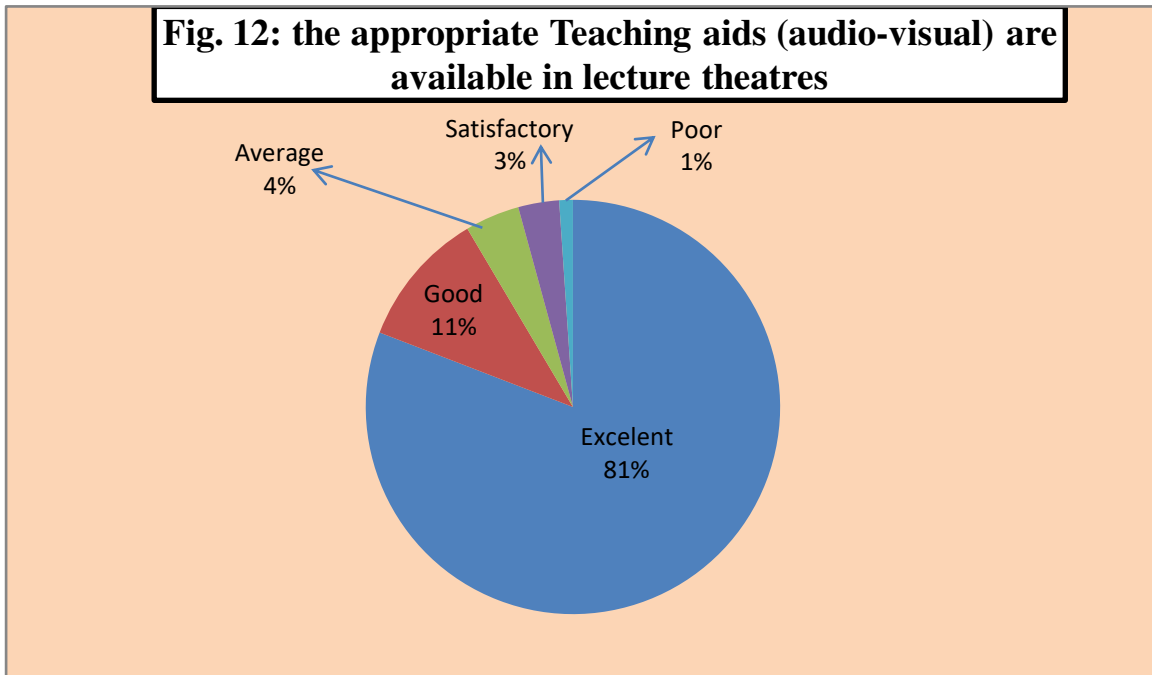
In query no 9 regarding whether the adequate number of reference books are available in library, it was found that 80 percent of teacher respondents stated excellent, 14 percent stated very good, 3 percent stated average, 2 percent stated satisfactory, and only 1 percent opined that the adequate number of reference books are not available in library. **Vide Fig. 11**

Fig. 11: number of reference books are available in library

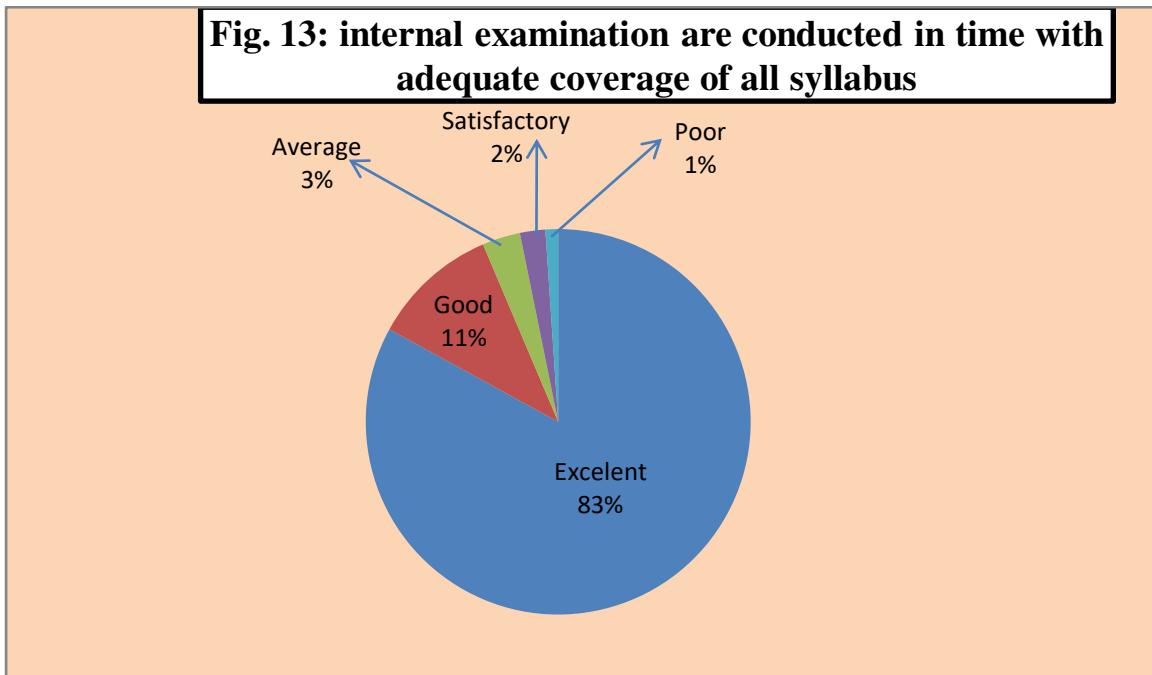


In query no 10 regarding whether the appropriate Teaching aids (audio-visual) are available in lecture theatres, it was found that 81 percent of teacher respondents stated excellent, 11 percent stated very good, 4 presentstated average, 3 percent stated satisfactory, and only 1

percent opined that the appropriate Teaching aids (audio-visual) are not available in lecture theatres,. **Vide Fig. 12**

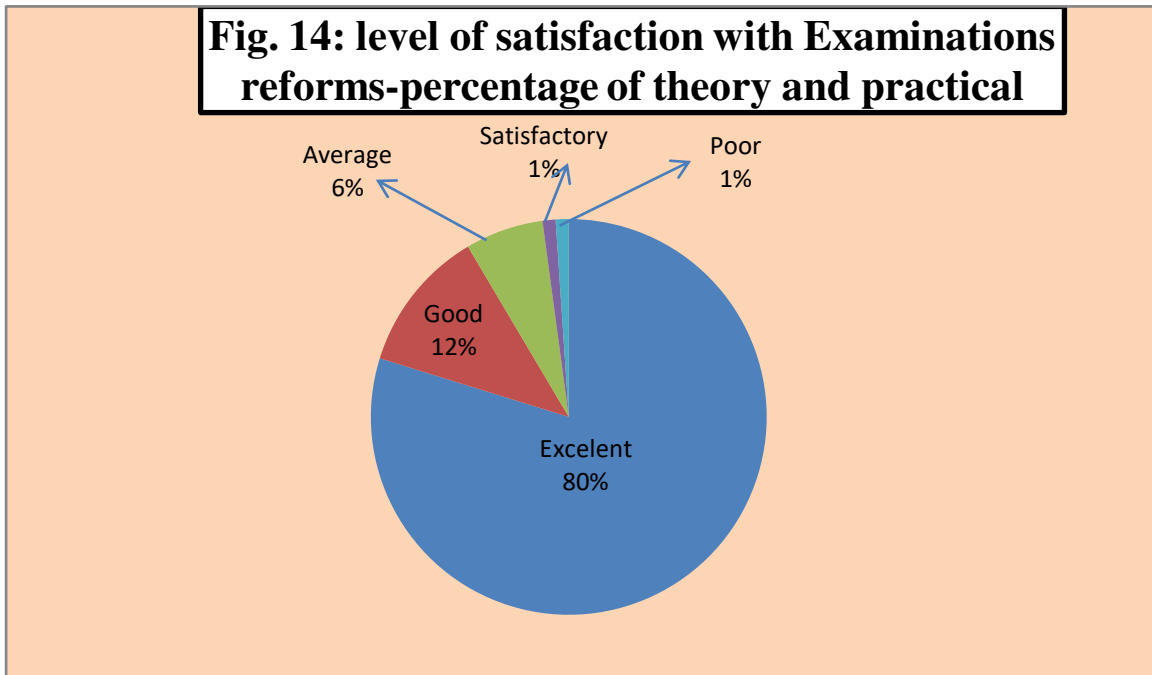


In query no 11 regarding whether the internal examination are conducted in time with adequate coverage of all syllabus, it was found that 83 percent of teacher respondents stated excellent, 11 percent stated very good, 3 percent stated average, 2 percent stated satisfactory, and only 1 percent opined that the internal examination are not conducted in time with adequate coverage of all syllabus. **Vide Fig. 13**

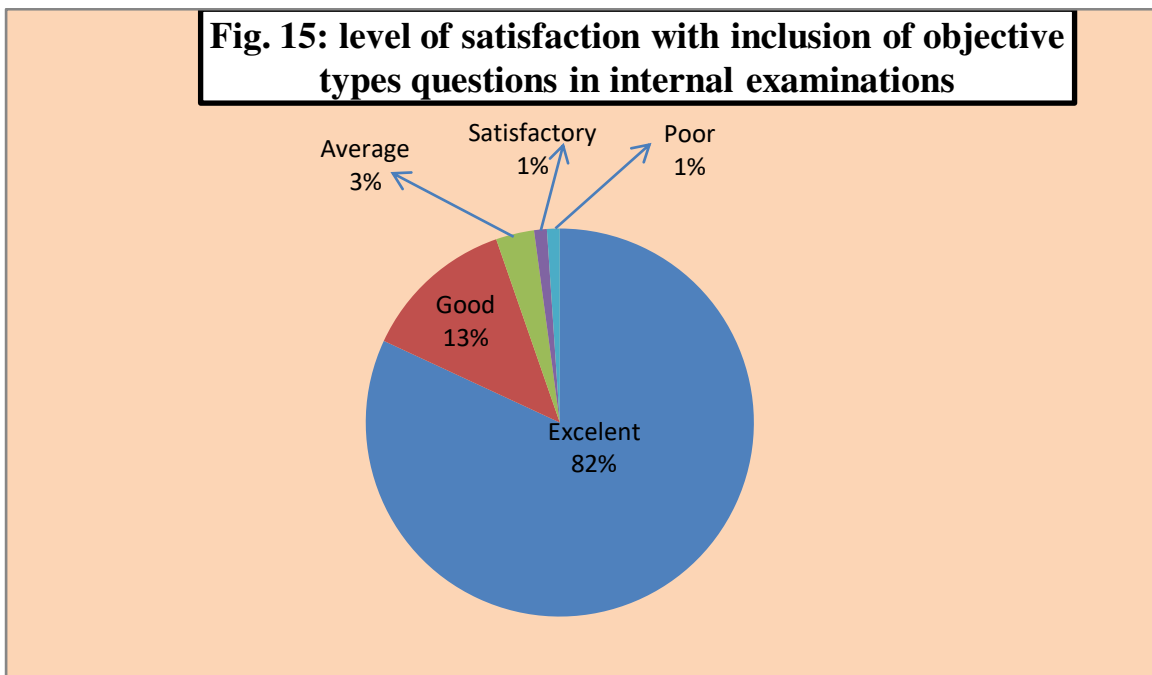


In query no 12 regarding whether the level of satisfaction with Examinations reforms- percentage of theory and practical, it was found that 80 percent of teacher respondents stated excellent, 12 percent stated very good, 6 percent stated average, 1 percent stated satisfactory,

and only 1 percent opined that the level of satisfaction are poor with Examinations reforms- percentage of theory and practical. **Vide Fig. 14**

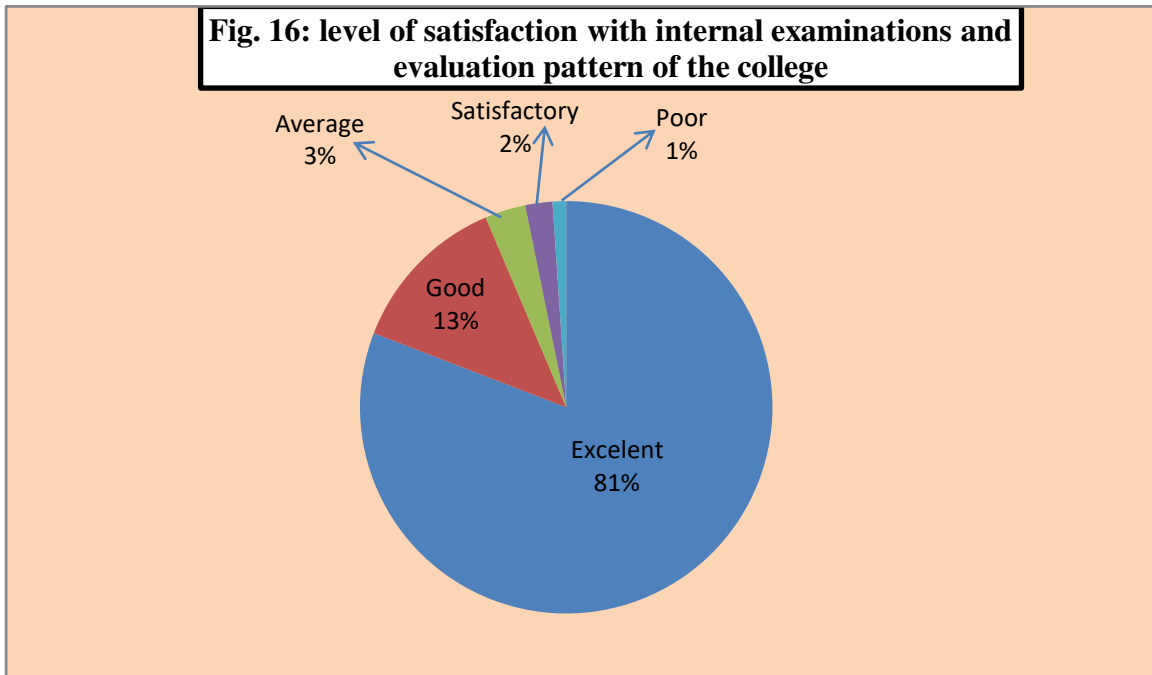


In query no 13 regarding whether the level of satisfaction with inclusion of objective types questions in internal examinations, it was found that 82 percent of teacher respondents stated excellent, 13 percent stated very good, 3 percent stated average, 1 percent stated satisfactory, and only 1 percent are not satisfied with inclusion of objective types questions in internal examinations. **Vide Fig. 15**

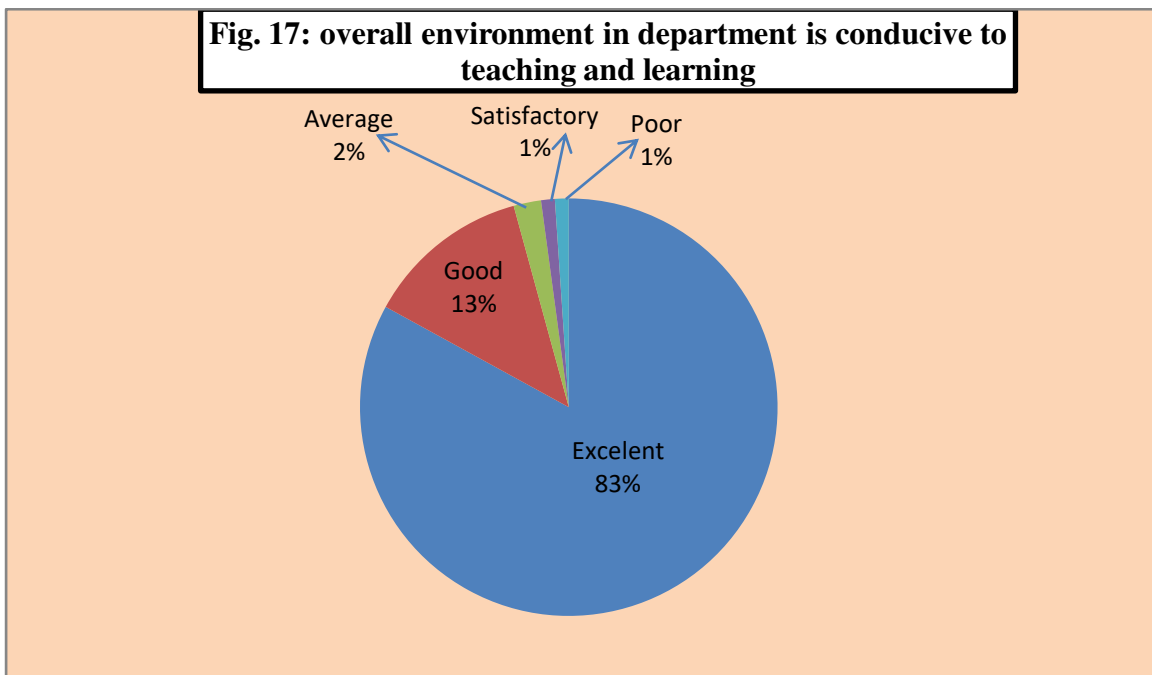


In query no 14 regarding whether the level of satisfaction with internal examinations and evaluation pattern of the college, it was found that 81 percent of teacher respondents stated excellent, 13 percent stated very good, 3 percent stated average, 2 percent stated satisfactory,

and only 1 percent are not satisfied with internal examinations and evaluation pattern of the college. **Vide Fig. 16**



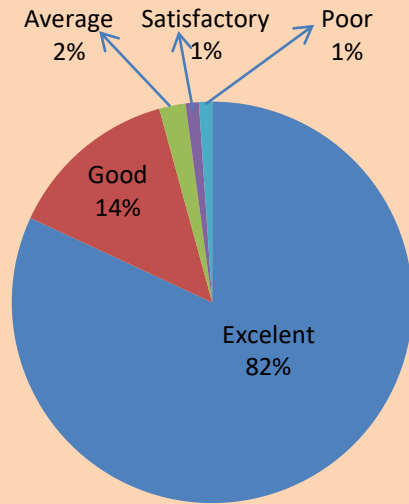
In query no 15 regarding whether the overall environment in department is conducive to teaching and learning, it was found that 83 percent of teacher respondents stated excellent, 13 percent stated very good, 2 percent stated average, 1 percent stated satisfactory, and only 1 percent opined that overall environment in department is conducive to teaching and learning **Vide Fig. 17**



In query no 16 regarding whether the level of satisfaction on workshop or seminar conducted in time on curriculum, it was found that 82 percent of teacher respondents stated excellent, 14 percent stated very good, 2 percent stated average, 1 percent stated satisfactory, and only 1

percent are not satisfied on workshop or seminar conducted in time on curriculum. **Vide Fig. 18**

Fig. 18: level of satisfaction on workshop or seminar conducted in time on curriculum,



Employers Feedback Analysis 2019

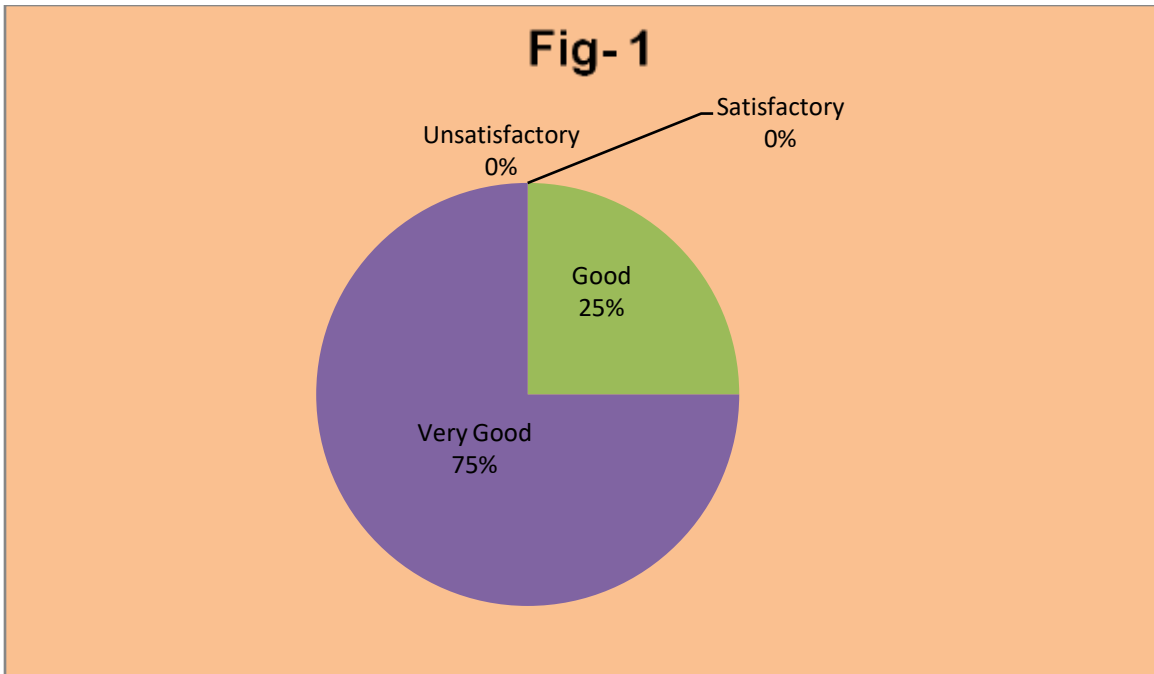
The college collected offline feedback on curriculum issuing a hard copy of Employers Feedback (Annexure - IV) to all the Employers of all departments. After collecting the filled up forms it was found that only 4 forms with response deposited by the Employers to the respective in charges.

Analyzing the responses as data it was found that 78.50% of total Employers given their responses as feedback. After issuing the forms it was instructed to the Employers to feel free to response each and every quarry.

The questionnaire was framed in four points scale containing 10 quarries. The scores were from 1 to 4 being Unsatisfactory, satisfactory, good and Very good respectively.

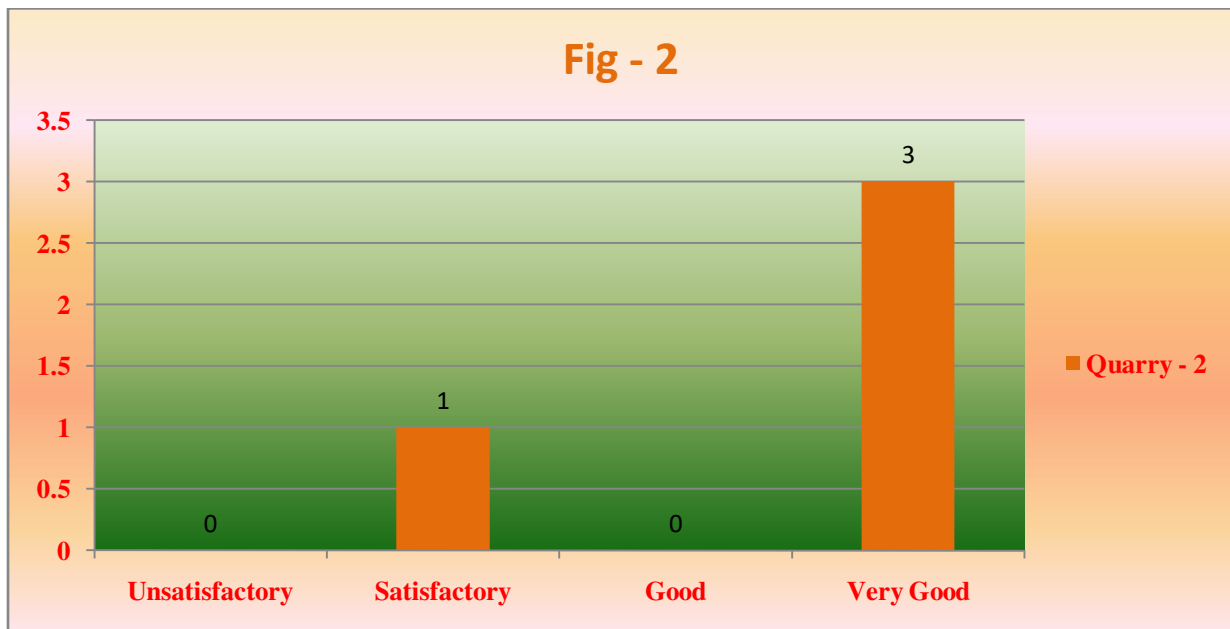
Response	Q1	Q2	Q3	Q4	Q5	Q6	Q7	Q8	Q9	
Unsatisfactory	0	0	0	0	0	0	0	0	0	
Satisfactory	0	1	1	0	2	0	1	0	0	
Good	1	0	1	2	0	1	1	1	2	
Very good	3	3	2	2	2	3	2	3	2	

In the **Quarry No 1** it was asked to the Employers that whether General communication skill/Interpersonal skill and leadership. Analyzing the data it was found that 0% of the Employers responded that the content is Unsatisfactory to meet the needs demands of the industry. 0% Employers responded as Satisfactory, 25% of the Employers responded as good and 75% of the Employers responded as very good to meet the needs and demand of the programme. It represents that more than 85% of the Employers responded that the General communication skill/Interpersonal skill and leadership is taking place and given good and very good responses according to the questionnaire scale. (**Vide Fig-1**)



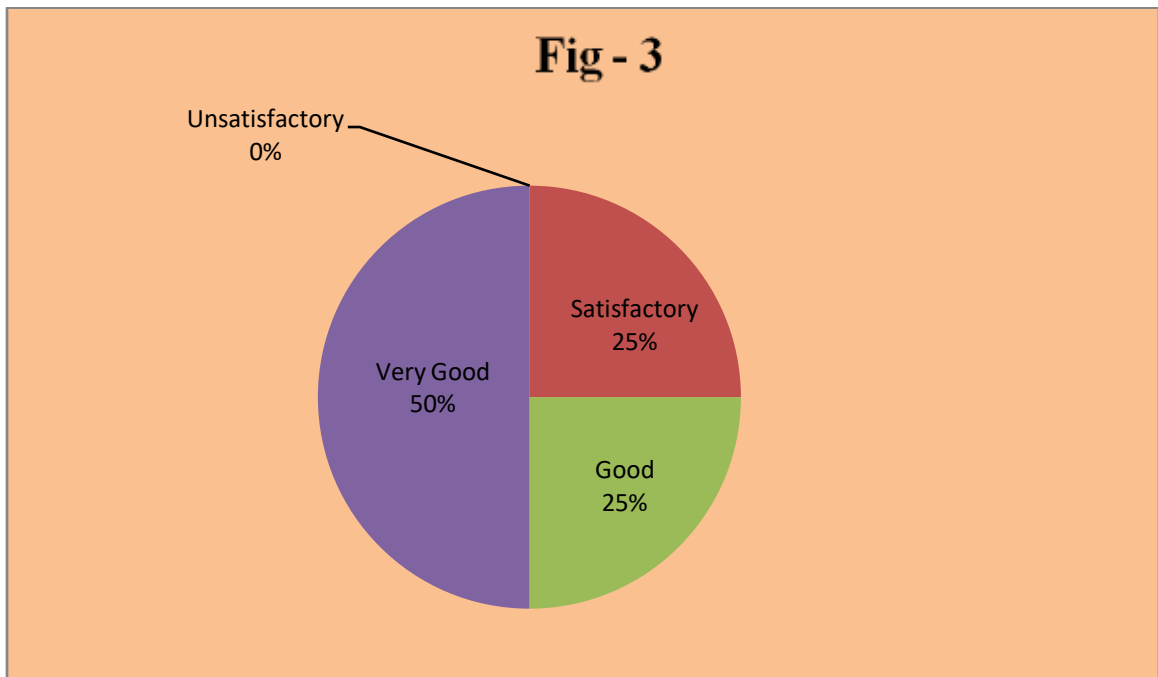
In the **Quarry No 2** it was asked to the Employers that whether General communication skill/Interpersonal skill and leadership. Analyzing the data it was found that 0% of the Employers responded that the content is Unsatisfactory to meet the needs demands of the industry. 25% Employers responded as Satisfactory, 0% of the Employers responded as good and 75% of the Employers responded as very good to meet the needs and demand of the

programme. It represents that more than 90% of the Employers responded that the team working abilities is taking place and given good and very good responses according to the questionnaire scale. (Vide Fig-2)



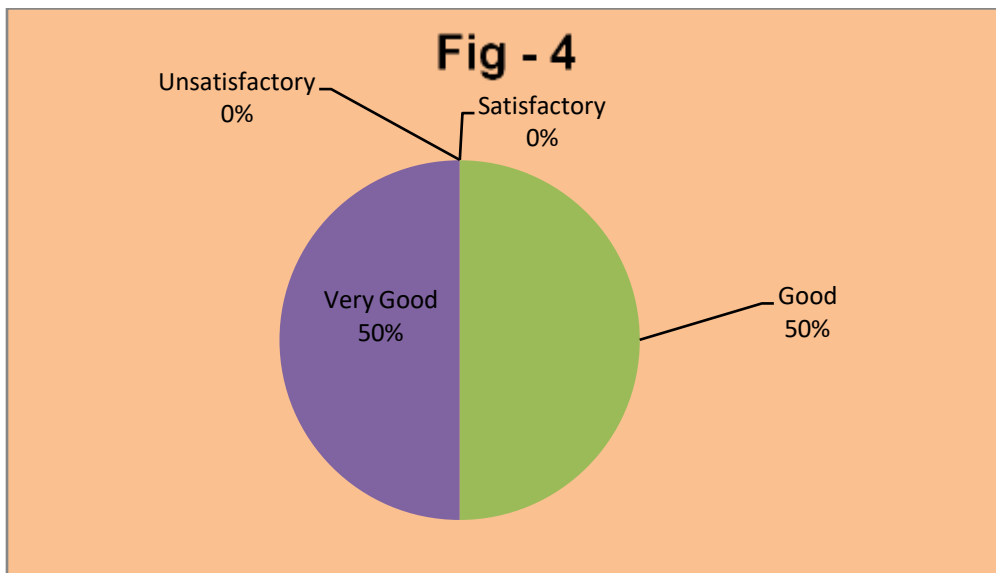
In the **Quarry No 3** it was asked to the Employers that whether General communication skill/Interpersonal skill and leadership. Analyzing the data it was found that 0% of the Employers responded that the content is Unsatisfactory to meet the needs demands of the

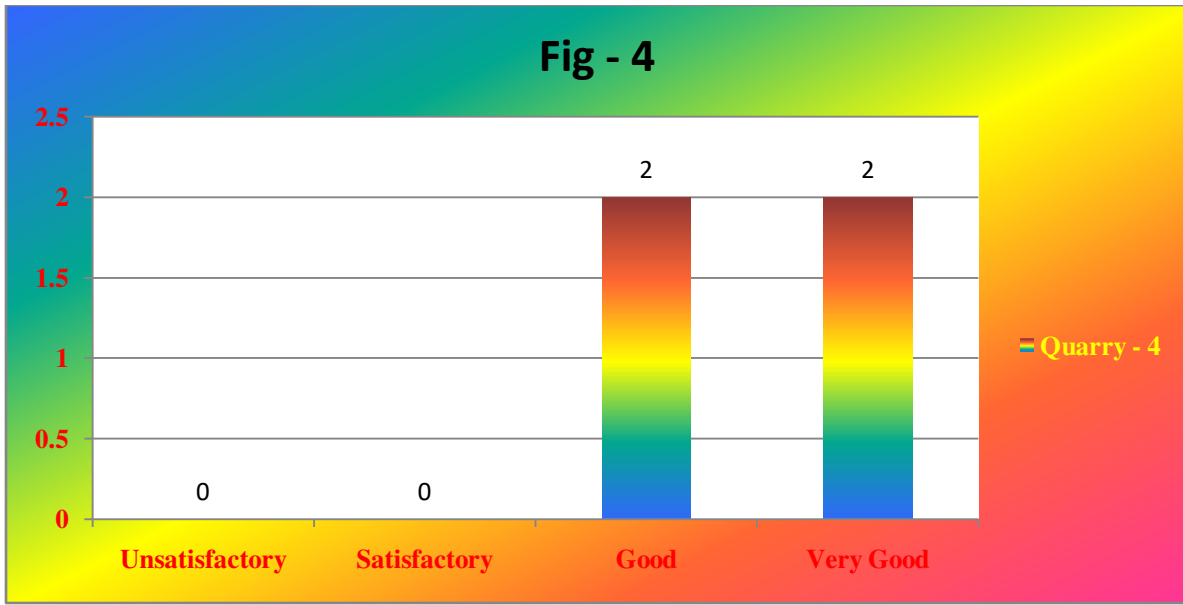
industry. 25% Employers responded as Satisfactory, 25% of the Employers responded as good and 50% of the Employers responded as very good to meet the needs and demand of the programme. It represents that more than 90% of the Employers responded that the overall Integrity is taking place and given good and very good responses according to the questionnaire scale. (**Vide Fig-3**).





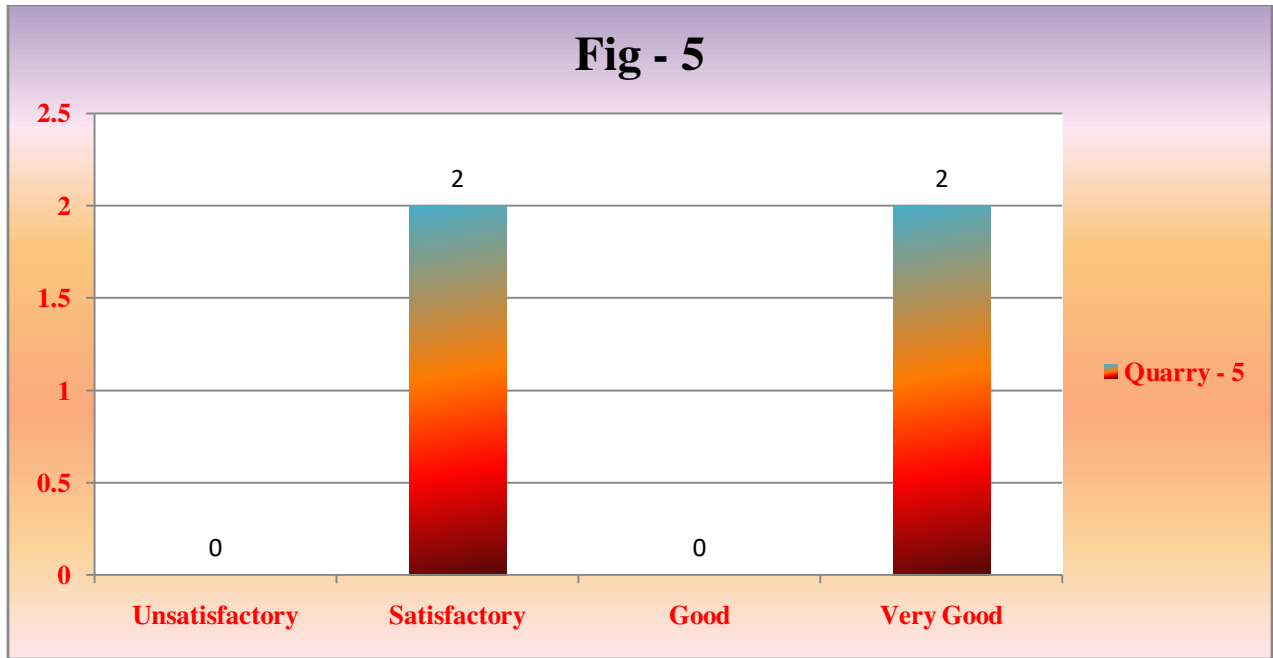
In the **Quarry No 4** it was asked to the Employers that whether General communication skill/Interpersonal skill and leadership. Analyzing the data it was found that 0% of the Employers responded that the content is Unsatisfactory to meet the needs demands of the industry. 0% Employers responded as Satisfactory 50% of the Employers responded as good and 50% of the Employers responded as very good to meet the needs and demand of the programme. It represents that more than 83% of the Employers responded that the overall Competitiveness is taking place and given good and very good responses according to the questionnaire scale. (**Vide Fig-4**).



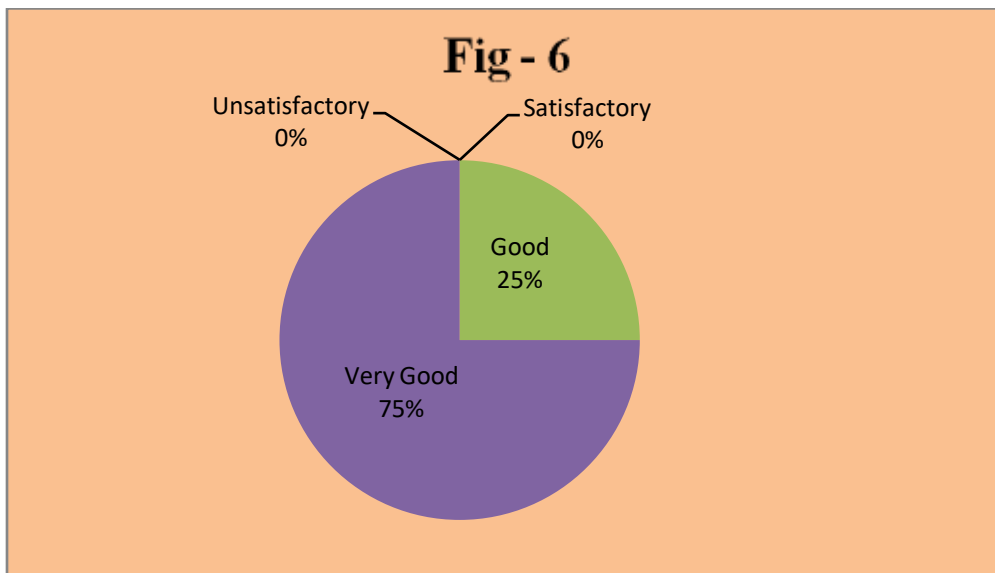


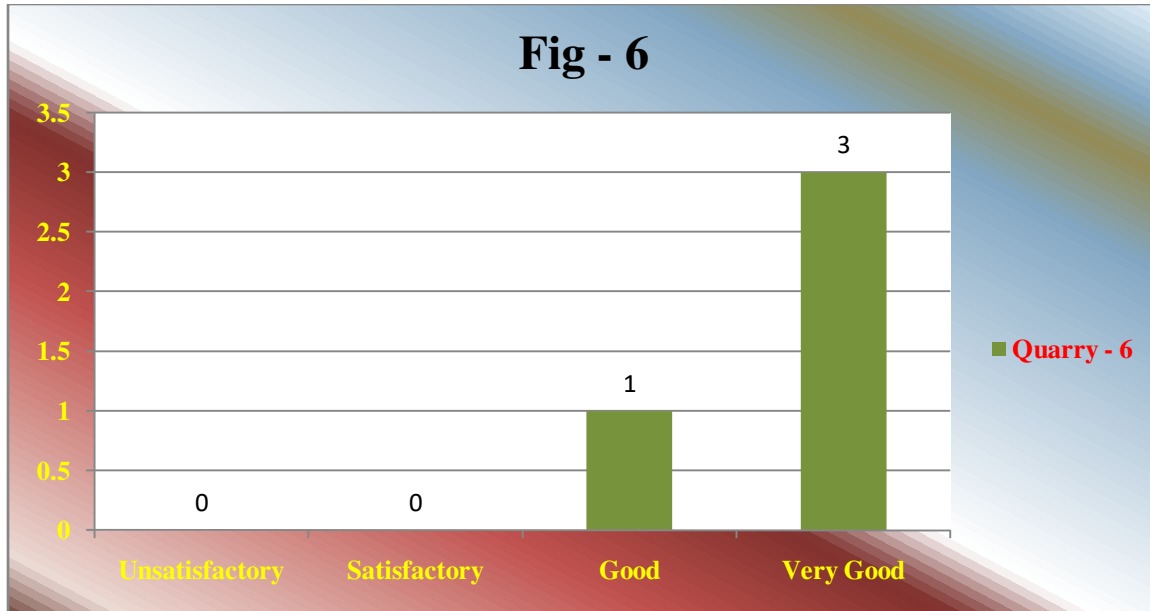
In the **Quarry No 5** it was asked to the Employers that whether General communication skill/Interpersonal skill and leadership. Analyzing the data it was found that 0% of the Employers responded that the content is Unsatisfactory to meet the needs demands of the industry. 50% Employers responded as Satisfactory, 0% of the Employers responded as good and 50% of the Employers responded as very good to meet the needs and demand of the programme. It represents that more than 87% of the Employers responded that the Adoptability to additional work commitment is taking place and given good and very good responses according to the questionnaire scale. (**Vide Fig-5**).



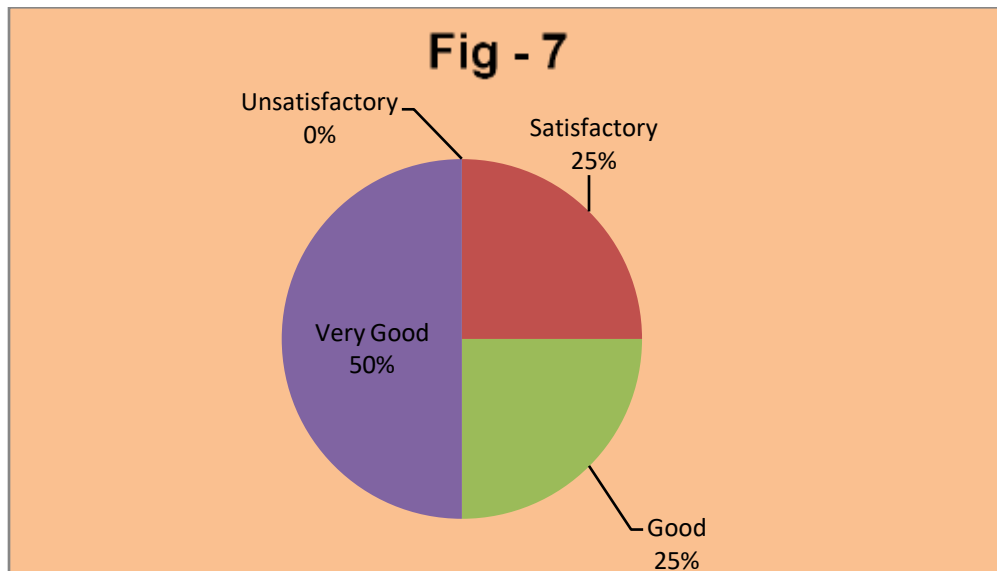


In the **Quarry No 6** it was asked to the Employers that whether General communication skill/Interpersonal skill and leadership. Analyzing the data it was found that 0% of the Employers responded that the content is Unsatisfactory to meet the needs demands of the industry. 0% Employers responded as Satisfactory, 25% of the Employers responded as good and 75% of the Employers responded as very good to meet the needs and demand of the programme. It represents that more than 76% of the Employers responded that Open to new ideas and learning new techniques is taking place and given good and very good responses according to the questionnaire scale. (**Vide Fig-6**).



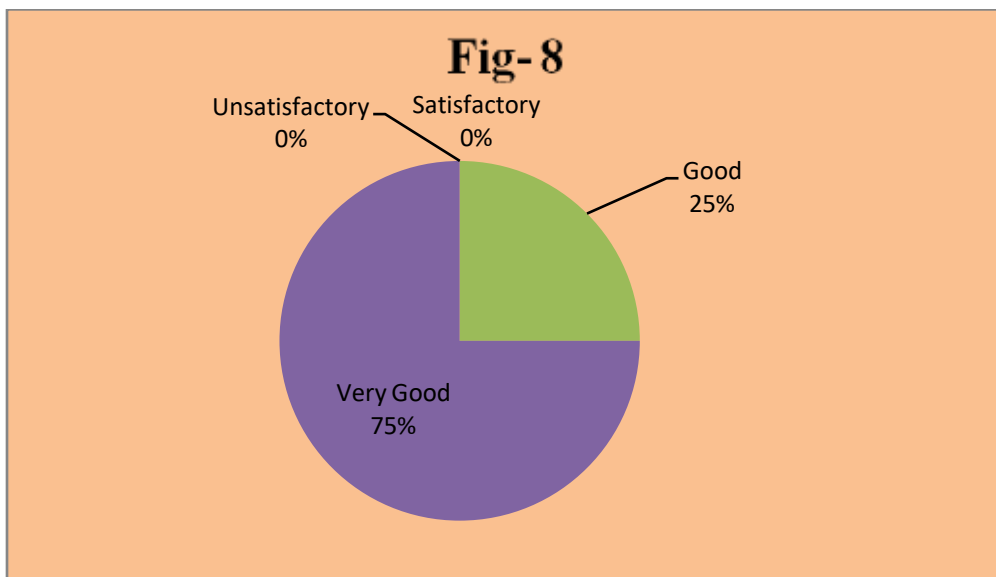


In the **Quarry No 7** it was asked to the Employers that whether General communication skill/Interpersonal skill and leadership. Analyzing the data it was found that 0% of the Employers responded that the content is Unsatisfactory to meet the needs demands of the industry. 25% Employers responded as Satisfactory, 25% of the Employers responded as good and 50% of the Employers responded as very good to meet the needs and demand of the programme. It represents that more than 86% of the Employers responded that the Commitment towards vision & mission of the organization is taking place and given good and very good responses according to the questionnaire scale. (Vide Fig-7).



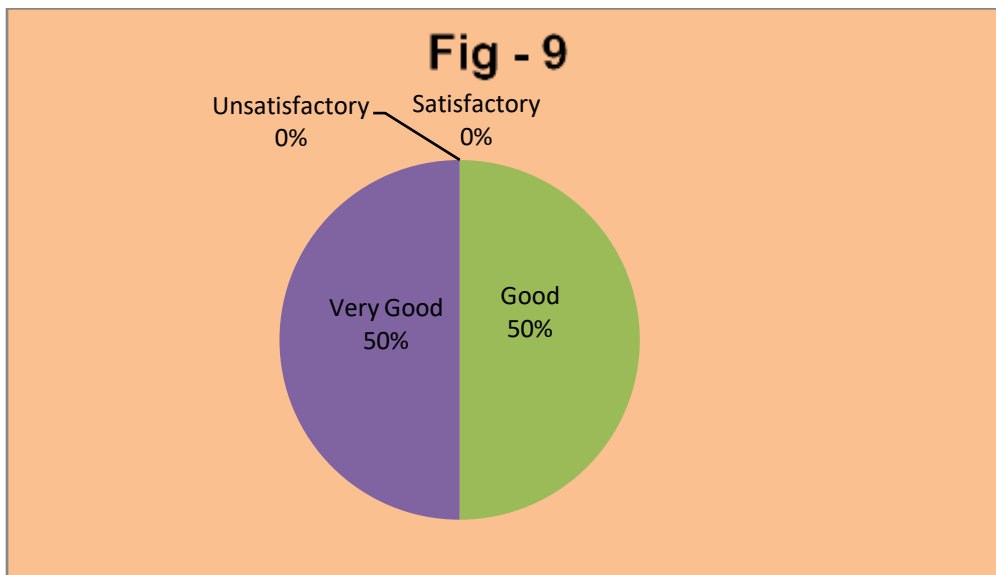


In the **Quarry No 8** it was asked to the Employers that whether General communication skill/Interpersonal skill and leadership. Analyzing the data it was found that 0% of the Employers responded that the content is Unsatisfactory to meet the needs demands of the industry.0% Employers responded as Satisfactory, 25% of the Employers responded as good and 75% of the Employers responded as very good to meet the needs and demand of the programme. It represents that more than 88% of the Employers responded that the inclination towards social responsibilities is taking place and given good and very good responses according to the questionnaire scale. (**Vide Fig-8**).





In the **Quarry No 9** it was asked to the Employers that whether General communication skill/Interpersonal skill and leadership. Analyzing the data it was found that 0% of the Employers responded that the content is Unsatisfactory to meet the needs demands of the industry. 0% Employers responded as Satisfactory, 50% of the Employers responded as good and 50% of the Employers responded as very good to meet the needs and demand of the programme. It represents that more than 92% of the Employers responded that the overall rating is taking place and given good and very good responses according to the questionnaire scale. **(Vide Fig-9).**



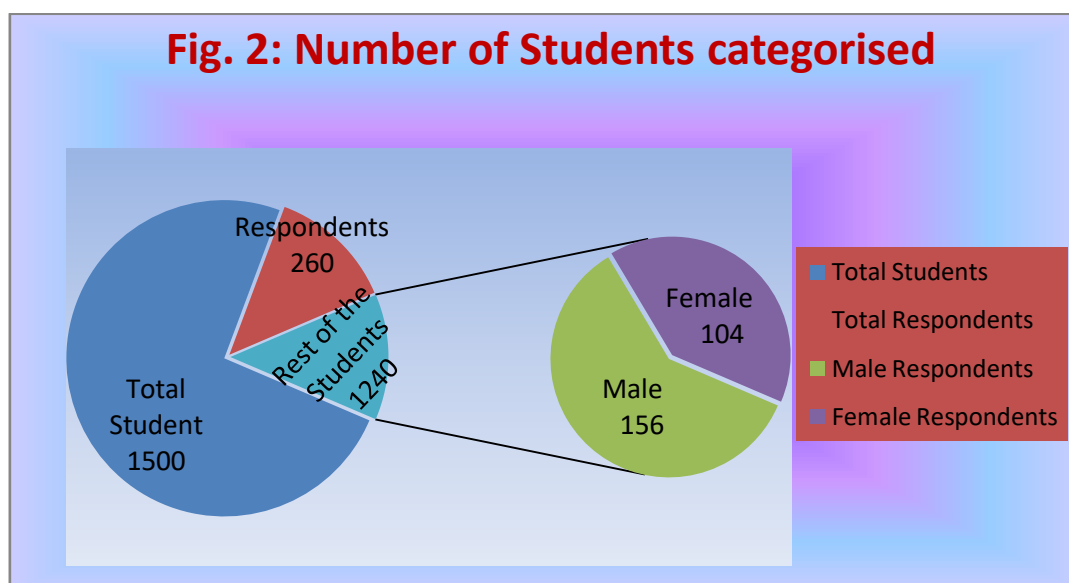
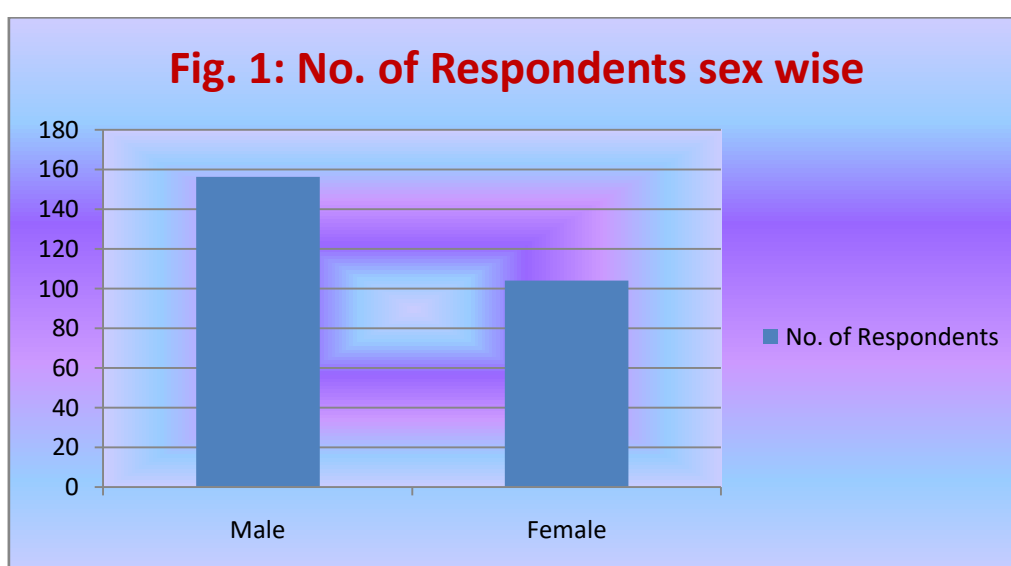


Discussion:

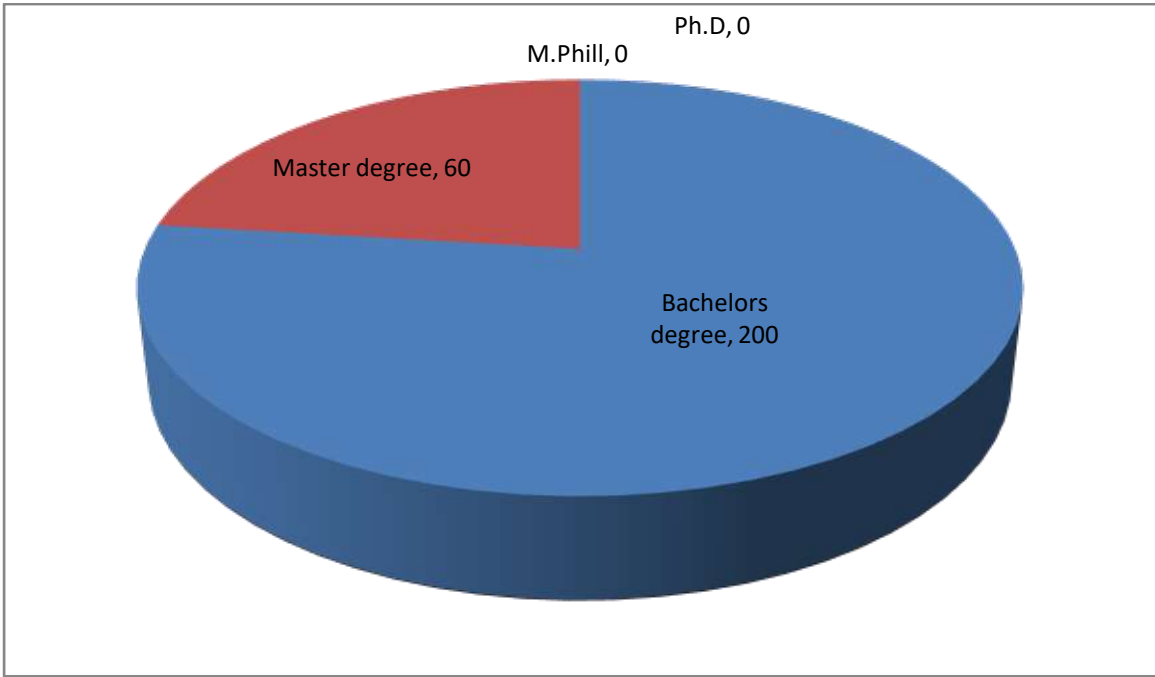
After statistical analysis it was found that regarding overall employability of the General communication skill/Interpersonal skill and leadership, team working abilities, Integrity, Competitiveness, Adoptability to additional work commitment, Open to new ideas and learning new techniques, Commitment towards vision & mission of the organization, inclination towards social responsibilities, the overall rating and many Suggestions of the employers were very good.

A Report on Alumni Feedback Analysis 2019

The register Alumni of the college and many departments of the college have arranged many alumni meeting for academic enrichment or feedback collection on curriculum through offline mode during last academic year 2018-2019. In the area of curriculum delivery, it was found that only 260 students participated in the feedback programme. There were 156 male students and 104 female students among the respondents. **Vide Fig. 1 & 2**




In the area of categorising the UG and PG study, it was found that among the respondents, 200 were completed bachelor's degrees and 60 were completed master's degrees. As the college has no provision to conduct the M. Phil. or Ph. D. programme, no respondents were found from those categories. **Vide Fig. 3**

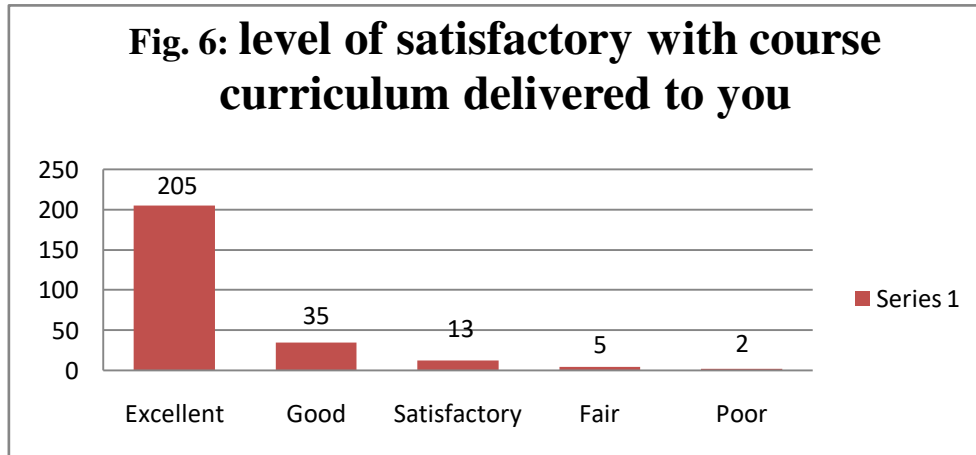


The respondents were faced with 8 questions approved by IQAC covering the areas of alumni feedback Program.

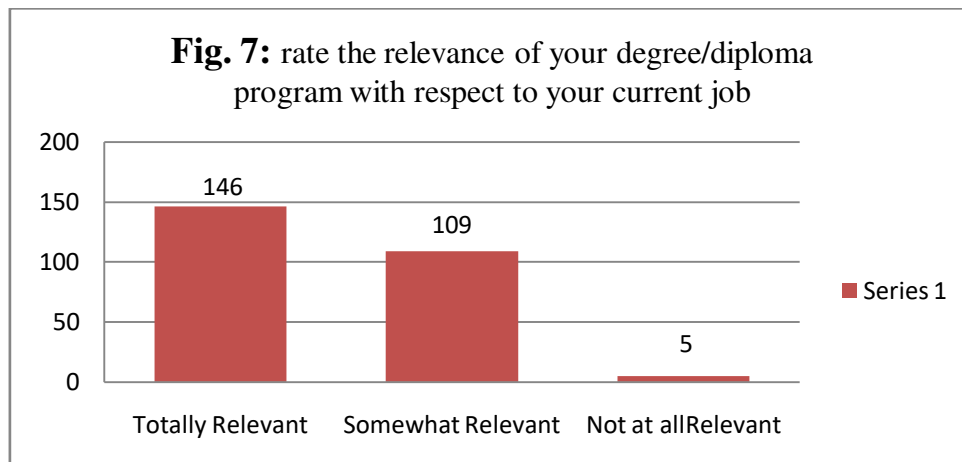
In query no 1: In response to question number one have you qualified any State/ National/ International level examination (NET/SLET/GATE/CAT/GRE/TOEFL/ NEET/ Civil Service/ State government examinations/ any other competitive examination, it was found that only 10% alumni qualified any State/ National/ International level examination. Vide Fig. 5



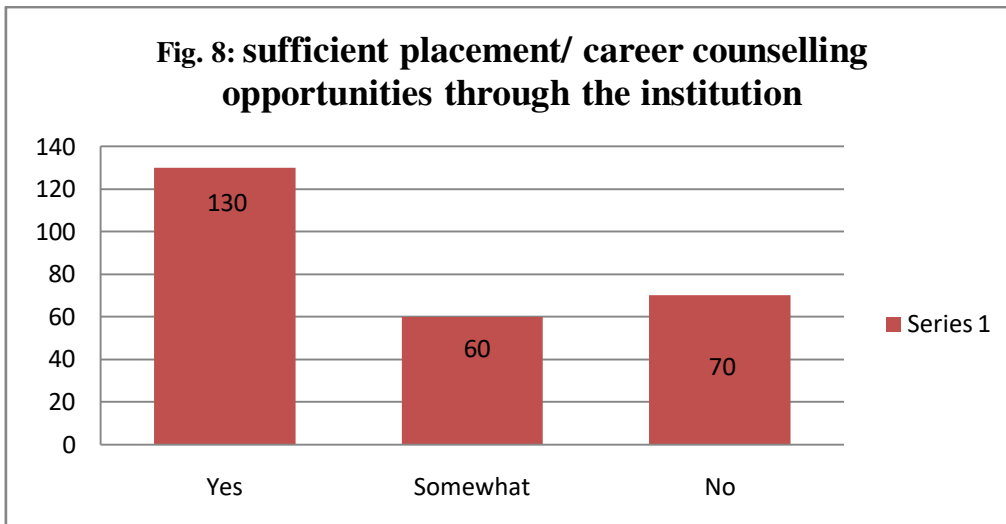
In query no. 2 regarding level of satisfactory with course curriculum delivered to you, it was found that 205 students responded excellent, 35 stated good, 13 stated satisfactory 5 stated fair, and 2 stated poor. **Vide Fig. 6**



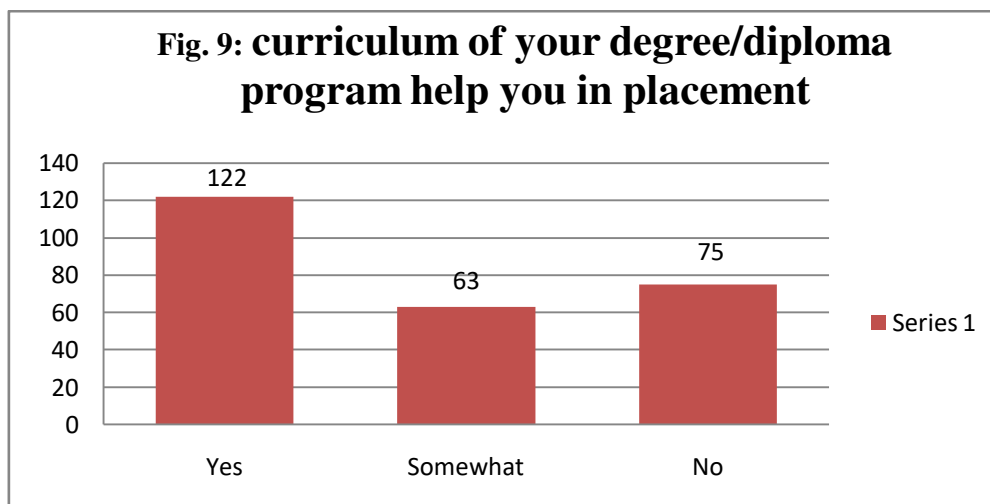
In query no. 3 regarding how you rate the relevance of your degree/diploma program with respect to your current job, it was found that 146 respondents stated totally relevant. Whereas 109 respondents said the somewhat relevant to my current job, and rest of 5 said it was not at all relevant to my current job. **Vide Fig. 7**



In query no. 4 did you get sufficient placement/ career counselling opportunities through the institution, it was found that 130 respondents stated yes, 60 stated somewhat, and 70 stated nosufficient placement/ career counselling opportunities through the institution. **Vide Fig. 8**

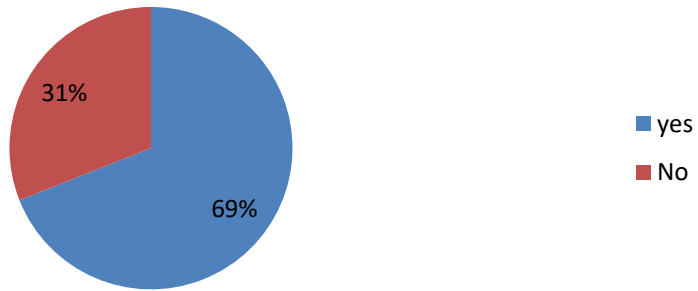


In query no. 5 regarding the curriculum of your degree/diploma program help you in placement, it was found that 122 respondents stated yes, 63 stated somewhat, and 75 stated no sufficient placement. Vide Fig. 9



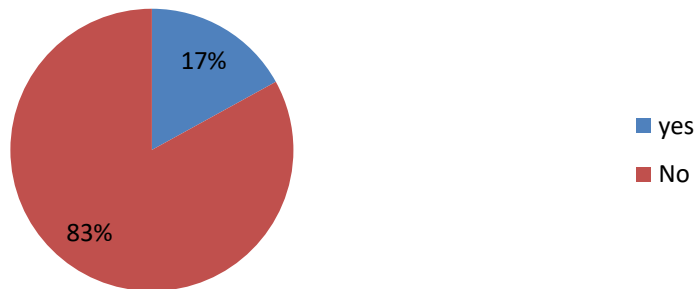
In query no. 6 regarding any special training/tools/ new technologies you have learnt to meet the current job requirements, it was found that 69% said yes and rest of 31 % said did not any special training/tools/ new technologies you have learnt to meet the current job requirements. Vide Fig. 10

Fig. 10: any special training/tools/ new technologies you have learnt to meet the current job requirements



In query no. 7 regarding how many alumni engagement program are organised by the college/ department, it was found that that only 17% said yes and rest of 83 % said did not engagement any program of the college or departments. **Vide Fig. 11**

Fig. 11: any special training/tools/ new technologies you have learnt to meet the current job requirements



Parents Feedback Analysis 2019

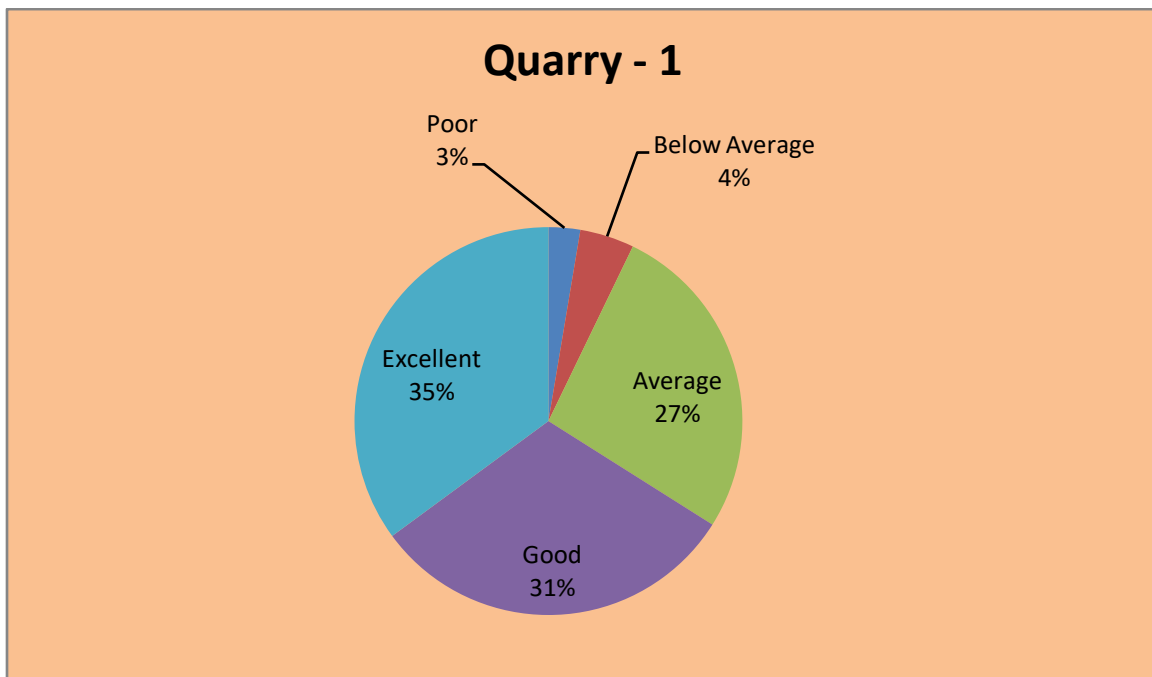
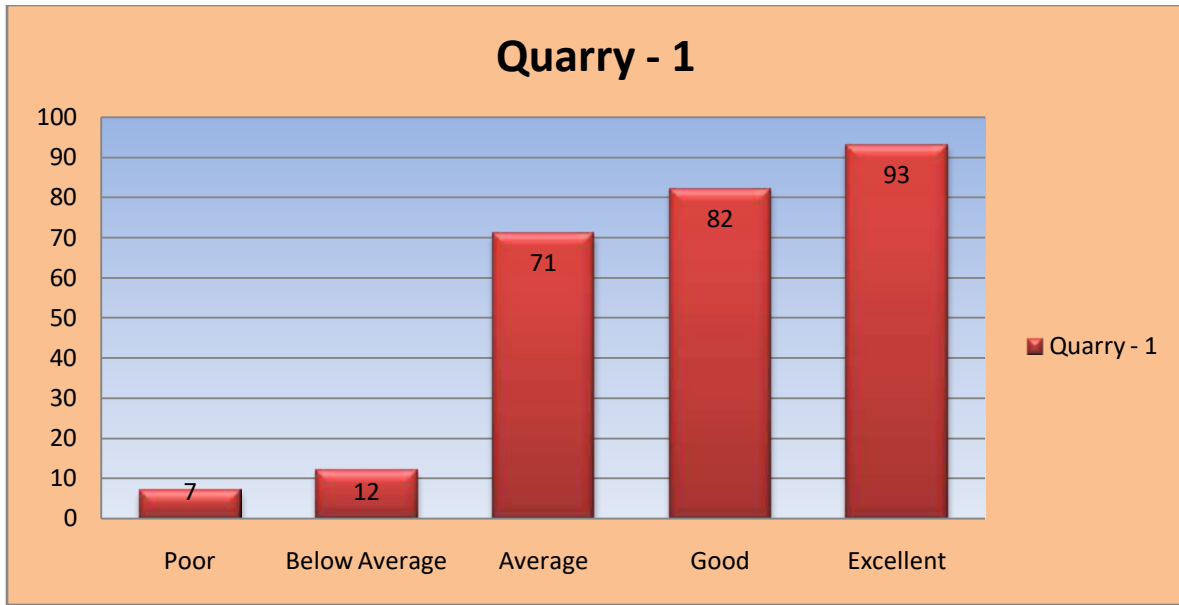
The college collected offline feedback on curriculum issuing a hard copy of parent Feedback (Annexure - VII) to all the parents of all department students. After collecting the filled up forms it was found that only 265 forms with response deposited by the parents to the respective in charges.

Analyzing the responses as data it was found that 92.59% of total parents given their responses as feedback. After issuing the forms it was instructed to the parents to feel free to response each and every quarry.

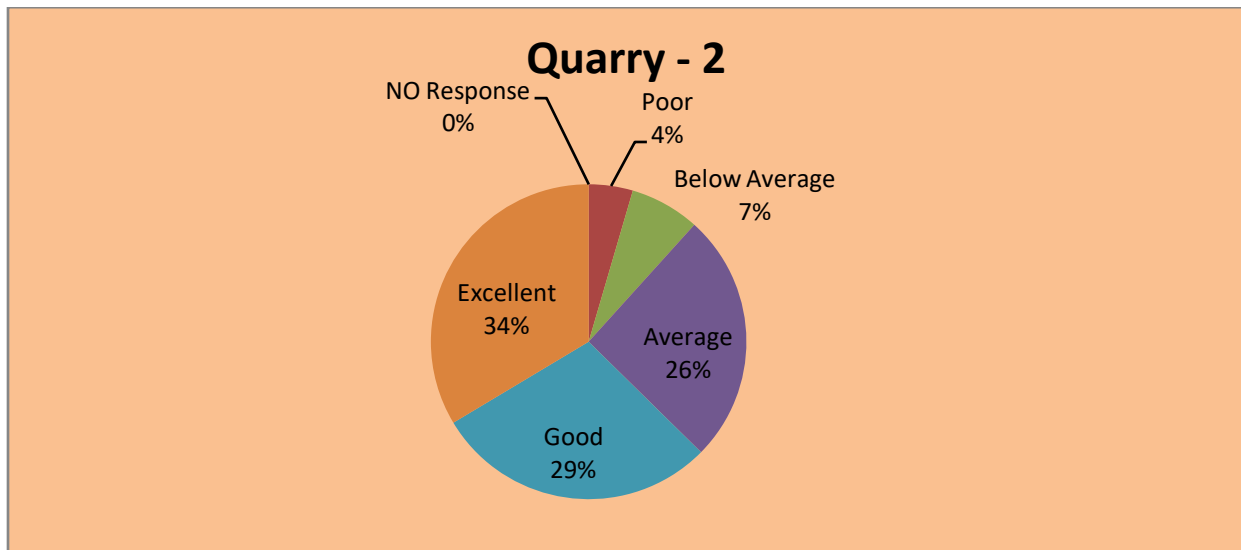
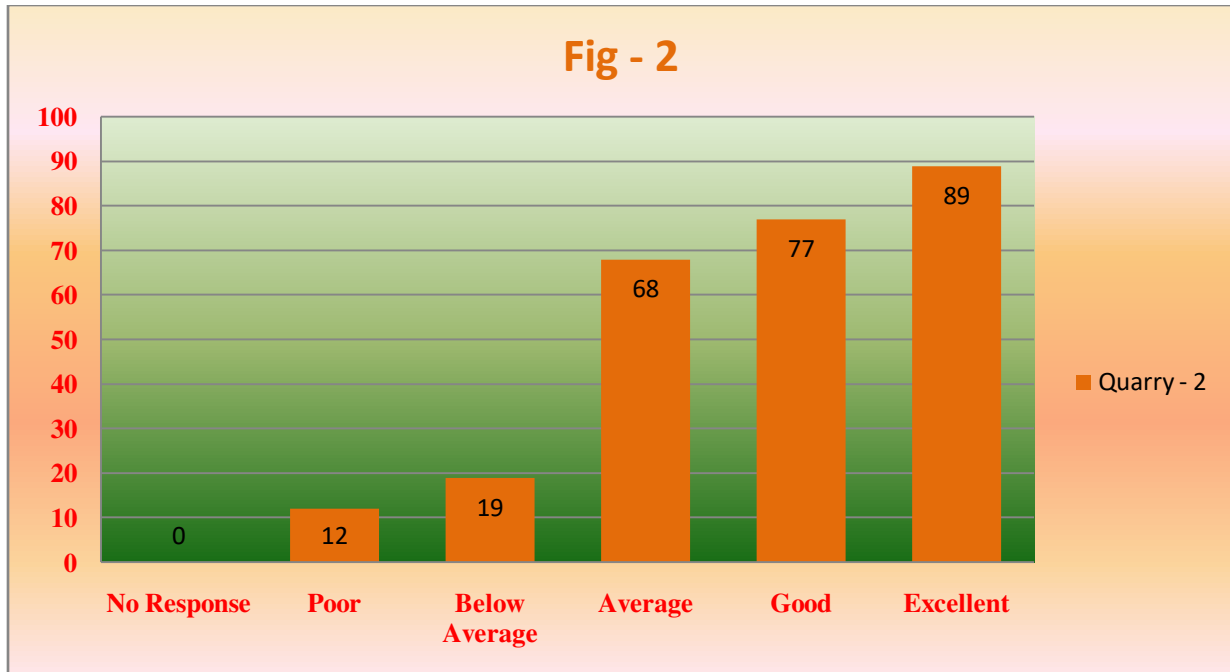
The questionnaire was framed in five points scale containing 10 quarries. The scores were from 1 to 5 being poor, below average, average, good and excellent respectively.

Response	Q1	Q2	Q3	Q4	Q5	Q6	Q7	Q8	Q9	Q10
No Response	0	0	2	2	3	4	2	1	1	1
Poor	7	12	9	5	7	10	4	7	6	5
Below Average	12	19	13	14	17	15	11	13	18	17
Average	71	68	62	66	64	61	72	67	63	65
Good	82	77	88	86	84	81	83	85	87	86
Excellent	93	89	91	92	90	94	93	92	90	91

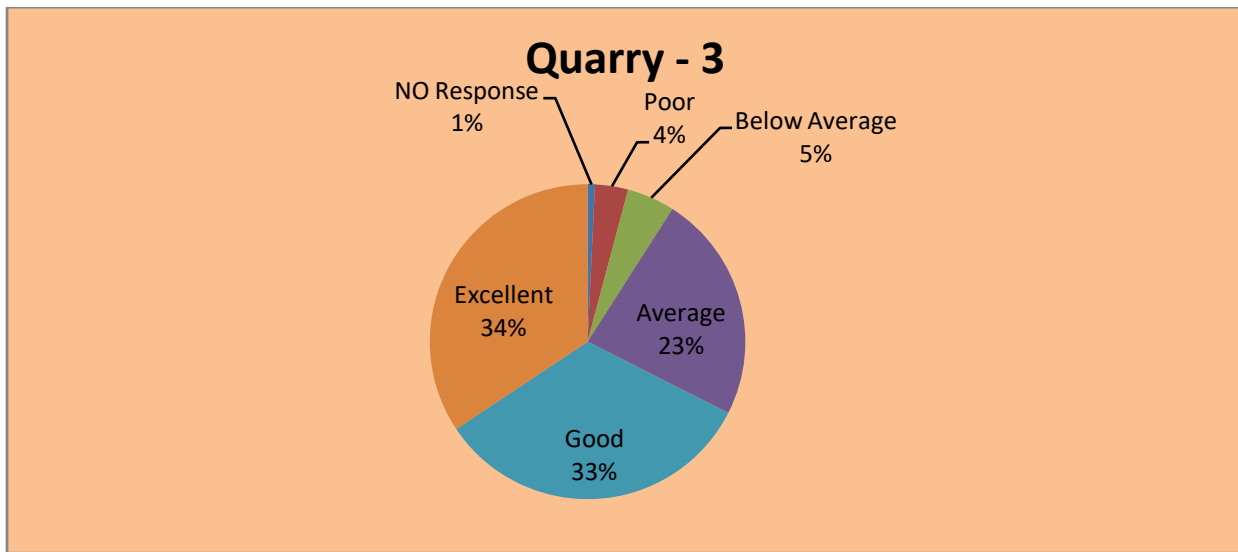
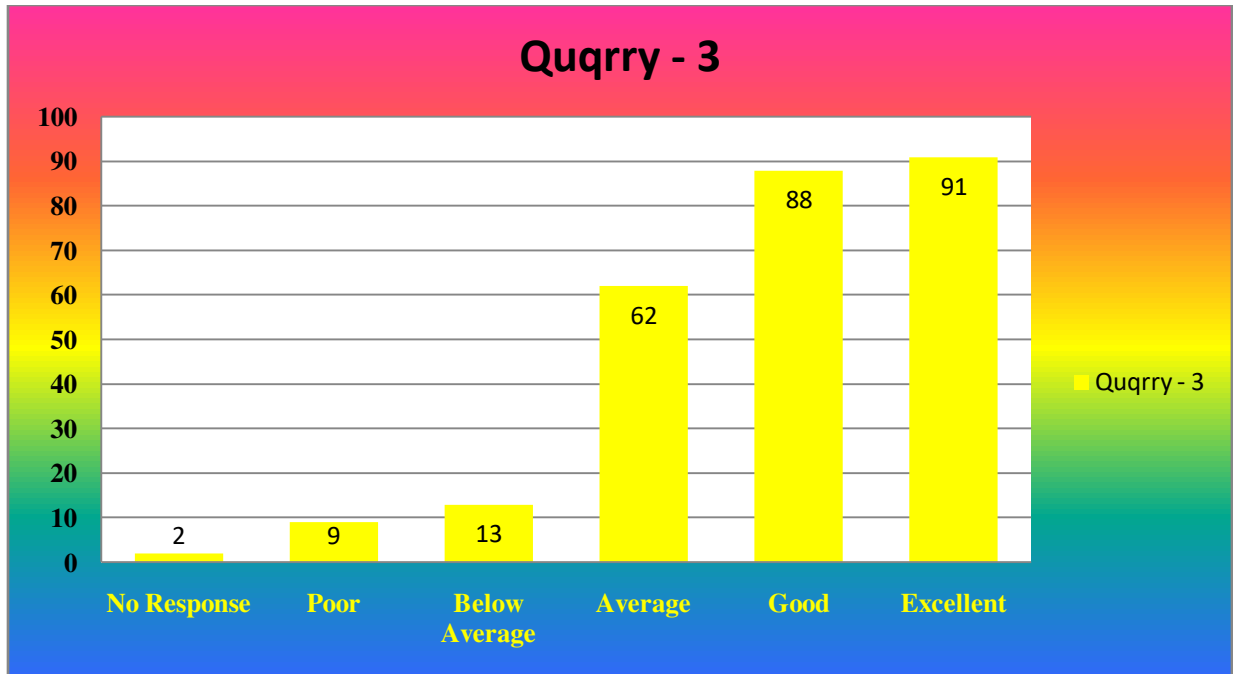
In the **Quarry No 1** it was asked to the parents that whether overall personality development of your ward is taking place or not. Analyzing the data it was found that 7 of the responded that the content is poor to meet the needs demands of the industry. 12 responded as below average, 71 of the responded as average, 82 of the responded as good and 93 of the responded that the content is excellent to meet the needs and demand of the programme. It represents that more than 80% of the parents responded that the overall personality development is taking place and given good or excellent responses according to the questionnaire scale. (**Vide Fig-1**)



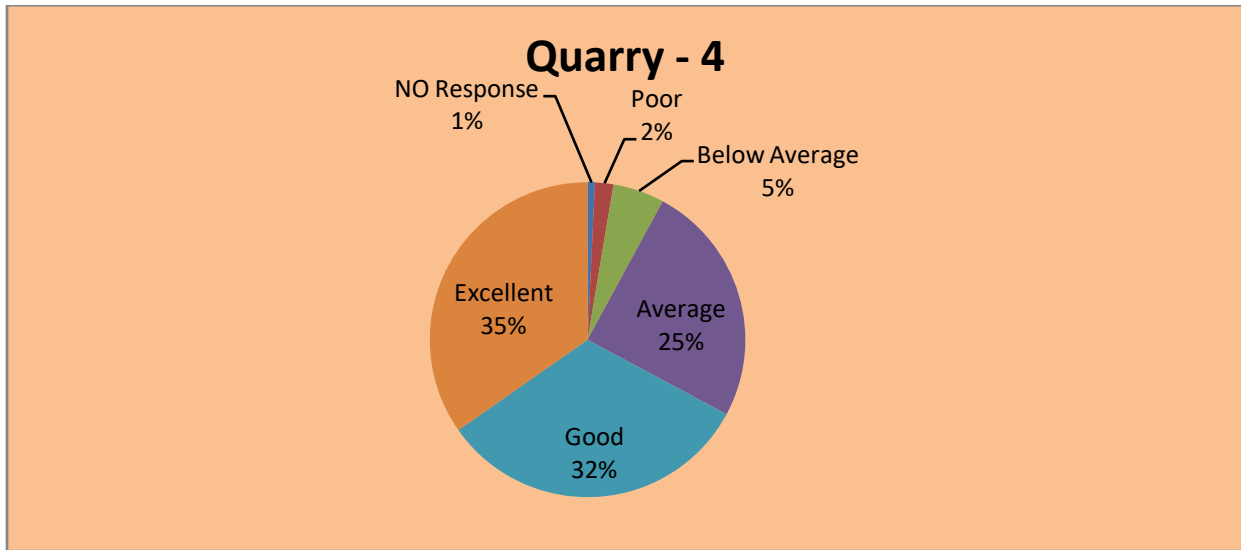
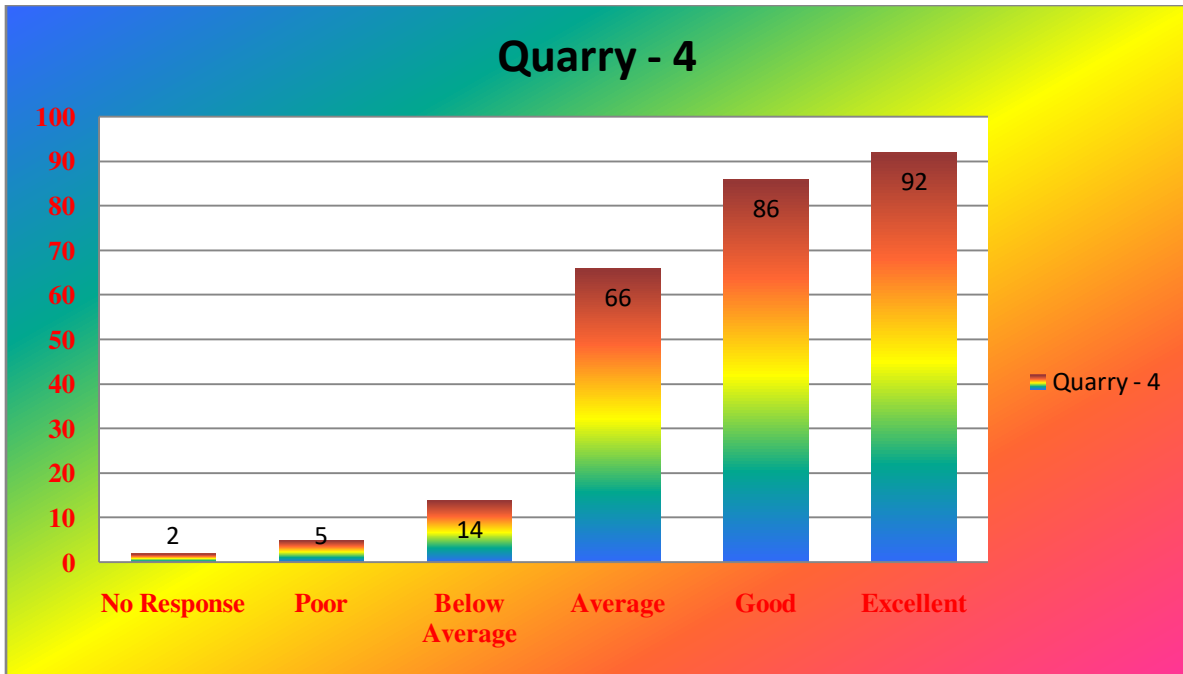
In the **Quarry No 2** it was asked to the parents that whether practical classes were important to the students for their curriculum or not. Analyzing the data it was found that 12 of the responded that the content is poor to meet the needs demands of the industry. 19 responded as below average, 68 responded as average, 77 responded as good and 89 responded that the content is excellent to meet the needs and demand of the programme. It represents that more than 90% of the parents responded that the practical classes were very important and valuable for the students to continue their curriculum and given good or excellent responses according to the questionnaire scale. (**Vide Fig-2**)



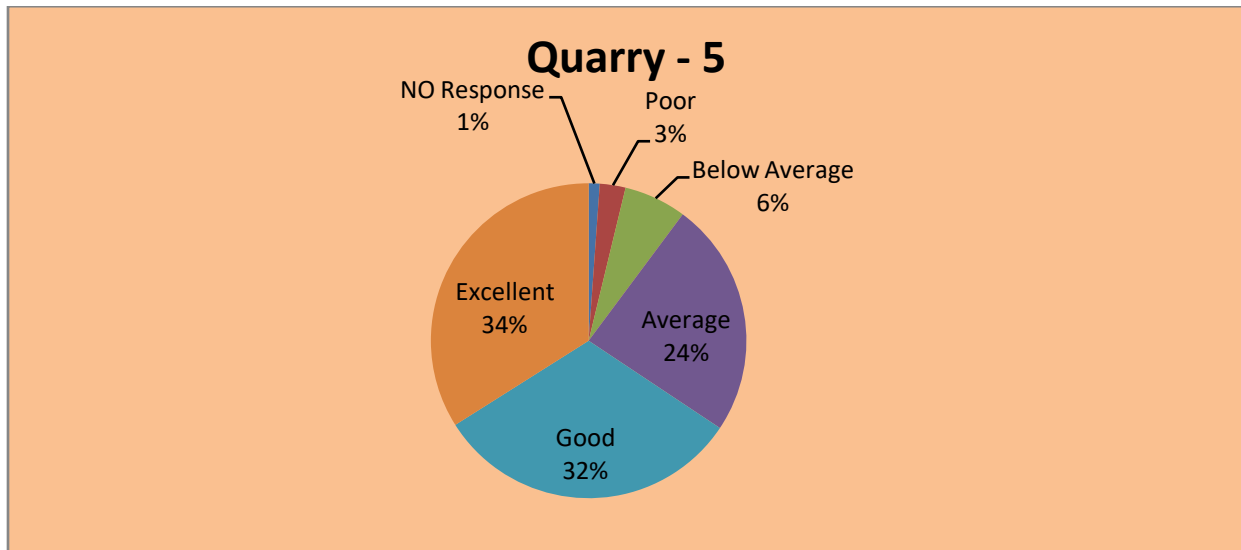
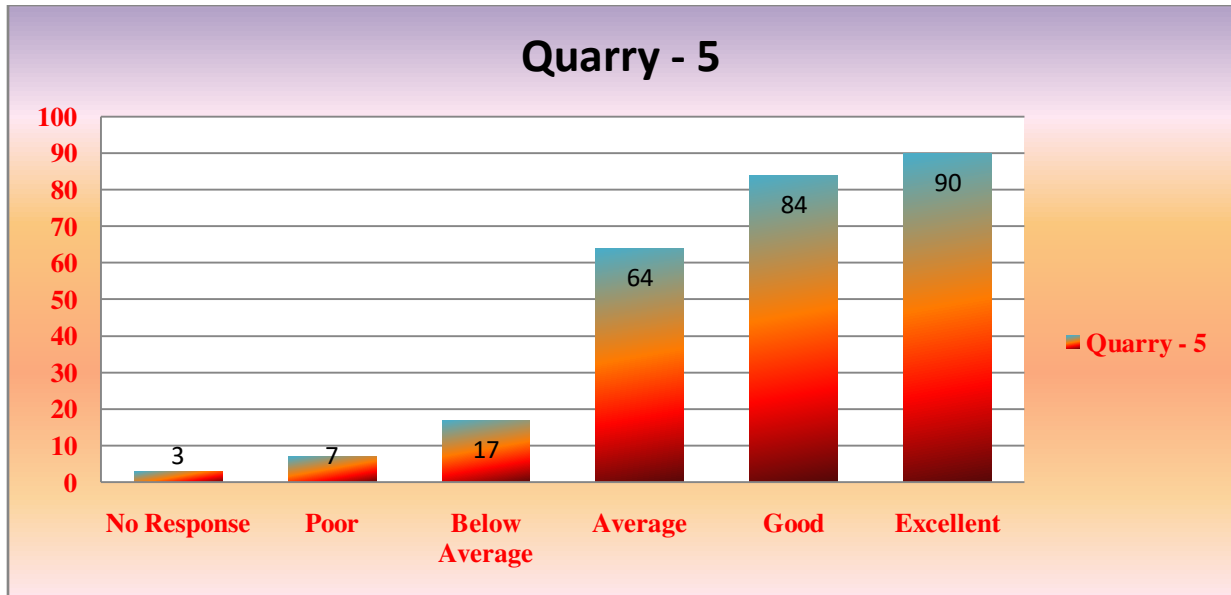
In the **Quarry No 3** it was asked to the parents that whether regular field visits or industry visits for practical learning were important to the students for their curriculum or not. Analyzing the data it was found that 2 have not responded to the questions, 9 responded that the content is poor to meet the needs demands of the industry. 13 responded as below average, 62 responded as average, 88 responded as good and 91 responded that the content is excellent to meet the needs and demand of the programme. It represents that more than 75% of the parents responded that the regular field visits or industry visits for practical learning were very important and valuable for the students to continue their curriculum and given good or excellent responses according to the questionnaire scale. (**Vide Fig-3**).



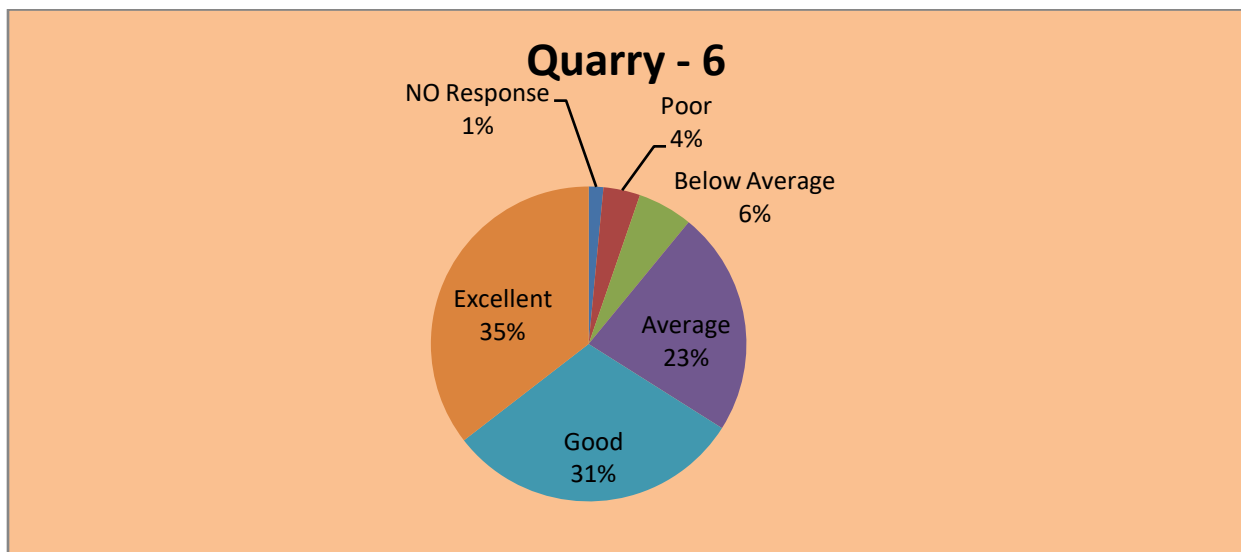
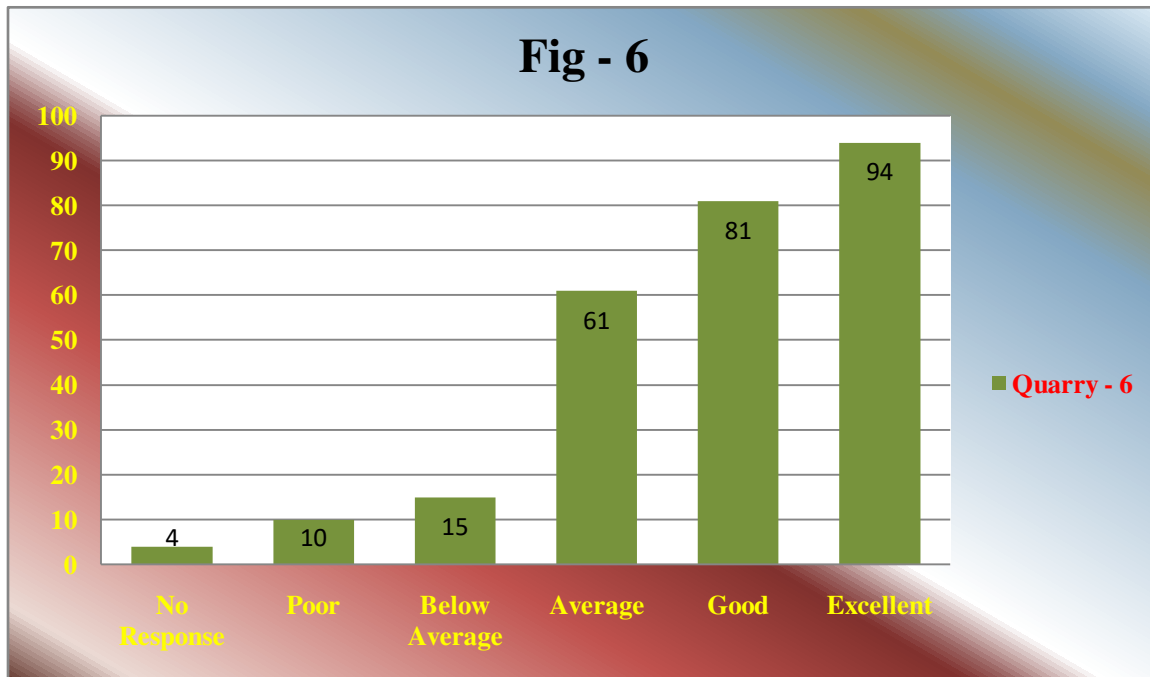
In the **Quarry No 4** it was asked to the parents that whether the ambience of the college for effective delivery of academics or not. Analyzing the data it was found that 2 have not responded to the questions, 5 responded that the content is poor to meet the needs demands of the industry. 14 responded as below average, 66 responded as average, 86 responded as good and 92 responded that the content is excellent to meet the needs and demand of the programme. It represents that more than 80% of the parents responded ambience of the college is very good for effective delivery of academics were very important and given good or excellent responses according to the questionnaire scale. (**Vide Fig-4**).



In the **Quarry No 5** it was asked to the parents that whether the Infrastructure facilities of the institution are suitable for learning or not. Analyzing the data it was found that 3 have not responded to the questions, 7 responded that the content is poor to meet the needs demands of the industry. 17 responded as below average, 64 responded as average, 84 responded as good and 90 responded that the content is excellent to meet the needs and demand of the programme. It represents that more than 80% of the parents responded that the Infrastructure facilities of the institution is suitable for learning and given good or excellent responses according to the questionnaire scale. (**Vide Fig-5**).

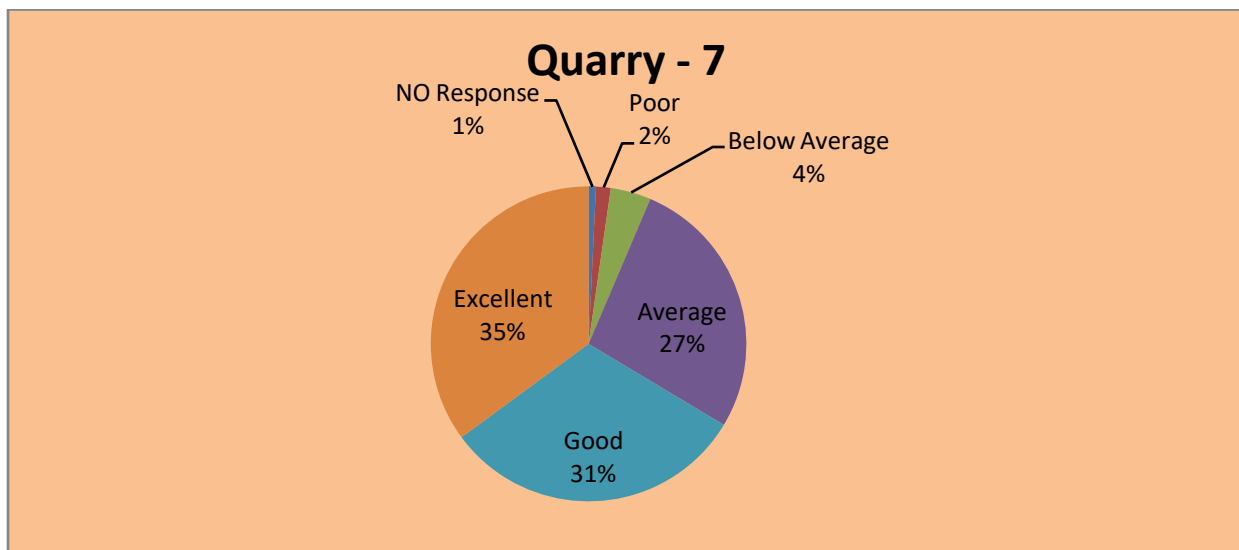
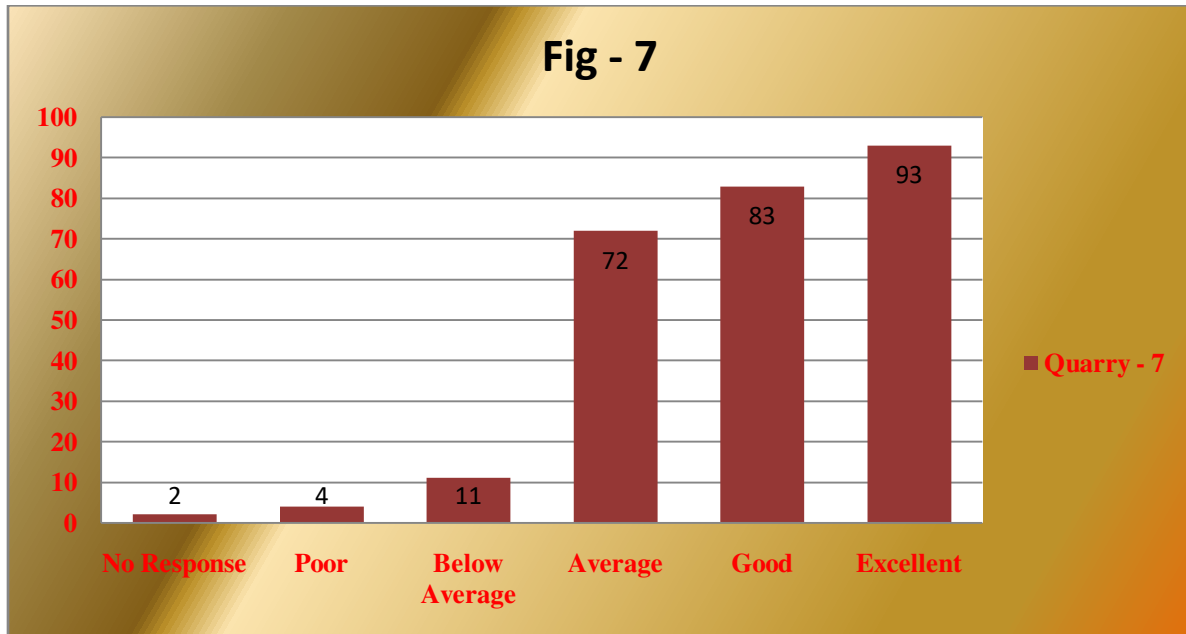


In the **Quarry No 6** it was asked to the parents that whether the college conducting any co curricular activities or not. Analyzing the data it was found that 4 have not responded to the questions, 10 responded that the content is poor to meet the needs demands of the industry. 15 responded as below average, 61 responded as average, 81 responded as good and 94 responded that the content is excellent to meet the needs and demand of the programme. It represents that more than 85% of the parents responded that the college is conducting many co curricular activities and given good or excellent responses according to the questionnaire scale. (**Vide Fig-6**).



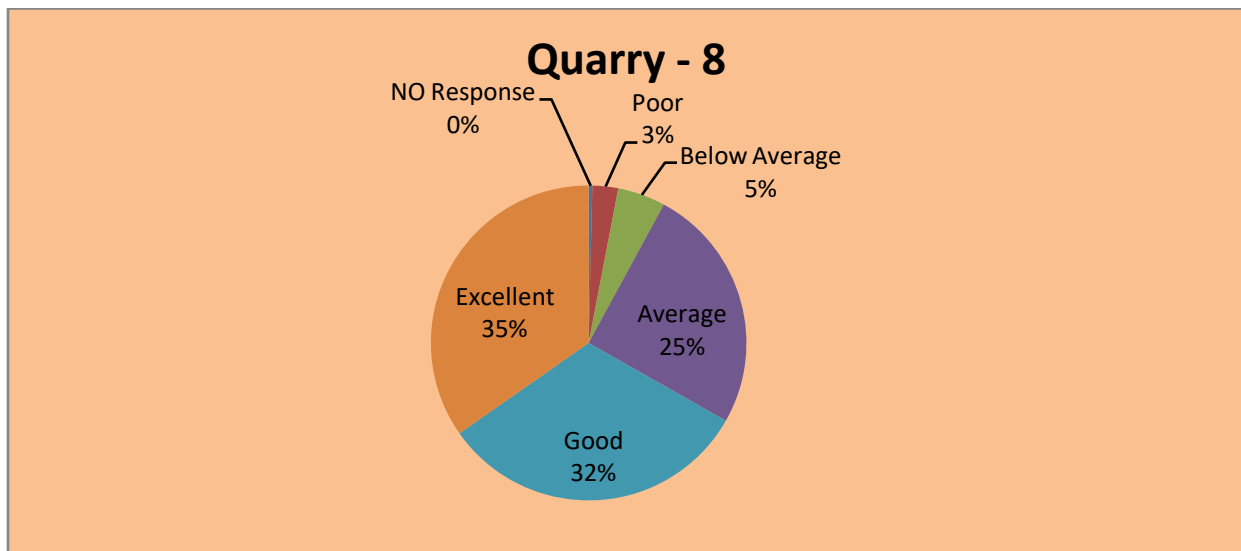
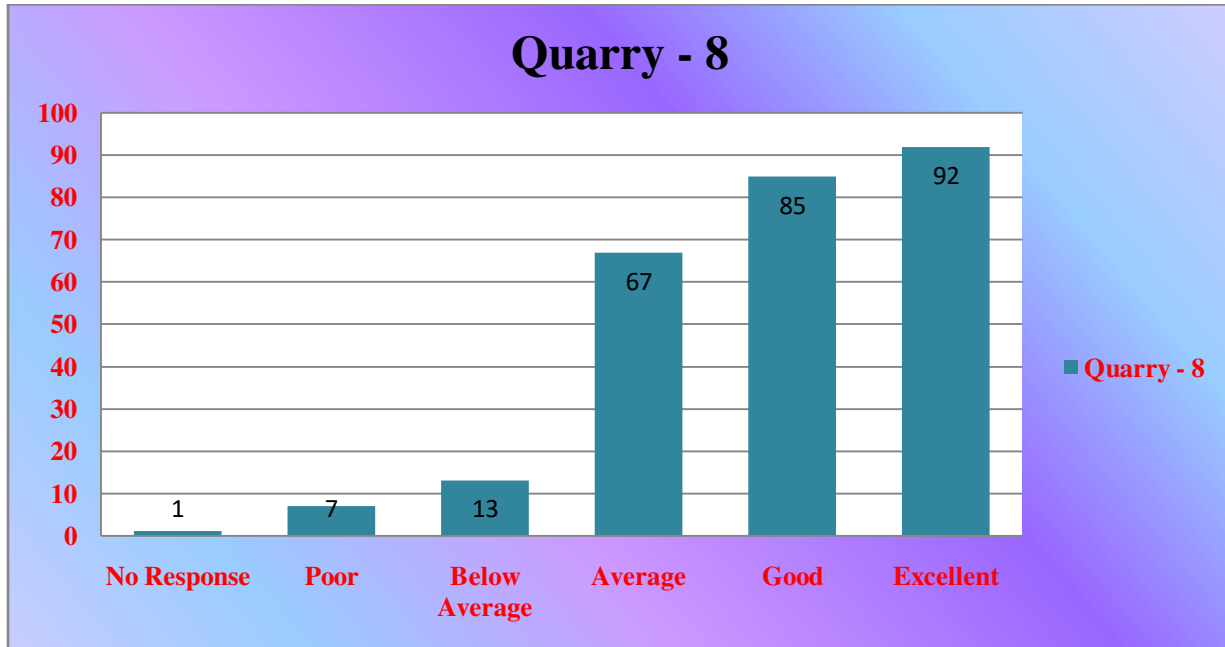
In the **Quarry No 7** it was asked to the parents that whether skill learning program is there in the curriculum for better result in the placement activities or not. Analyzing the data it was found that 2 have not responded to the questions, 4 responded that the content is poor to meet the needs demands of the industry. 11 responded as below average, 72 responded as average, 83 responded as good and 93 responded that the content is excellent to meet the needs and demand of the programme. It represents that more than 80% of the parents responded that the college is taking

good care of placements and they are happy and given good or excellent responses according to the questionnaire scale. (Vide Fig-7).



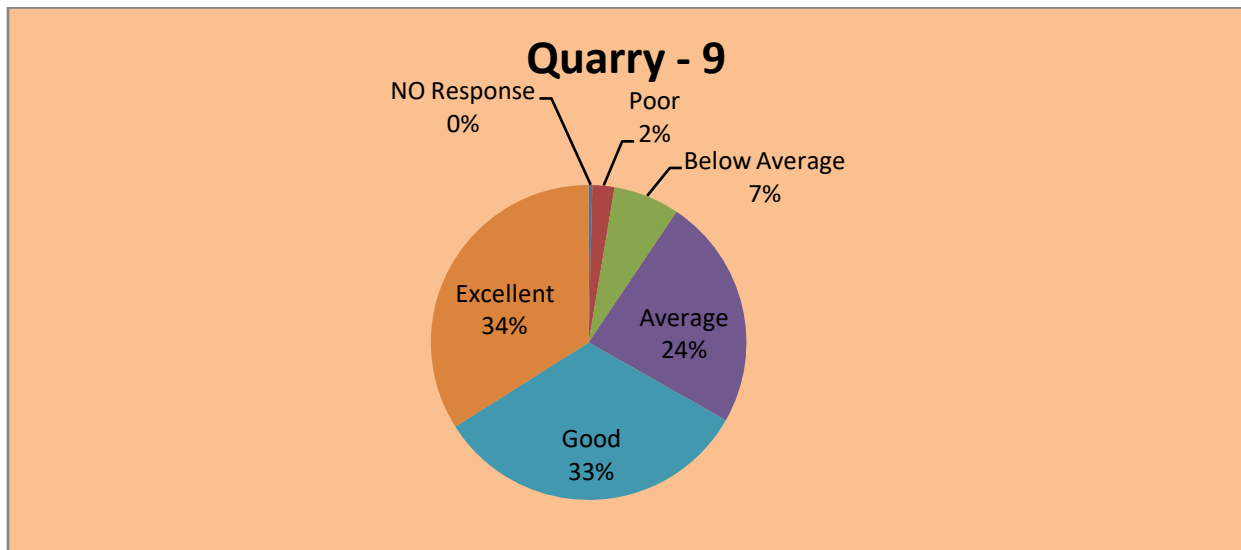
In the **Quarry No 8** it was asked to the parents that whether Placement/ career counseling activities in the institution were important to the students for their curriculum or not. Analyzing the data it was found that 1 responded that the content is poor to meet the needs demands of the industry. 7 responded as below average, 13 responded as average, 67 responded as good and 85 responded that the content is excellent to meet the needs and demand of the programme. It represents that more than 92 responded that the Placement/ career counseling activities in the

institution were very important and valuable for the students to continue their curriculum and given good or excellent responses according to the questionnaire scale.



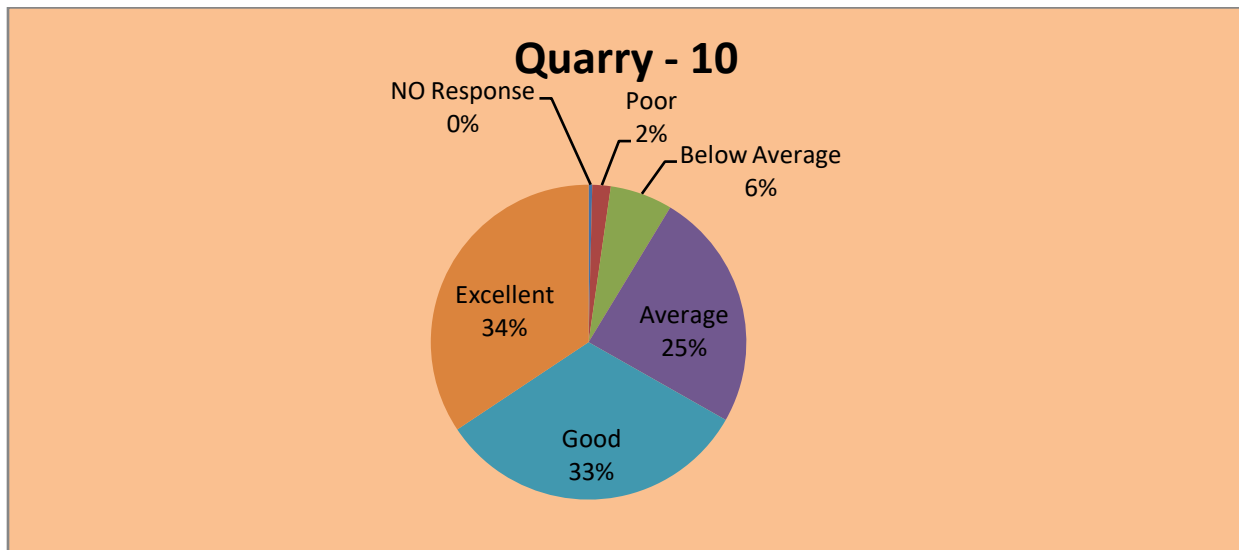
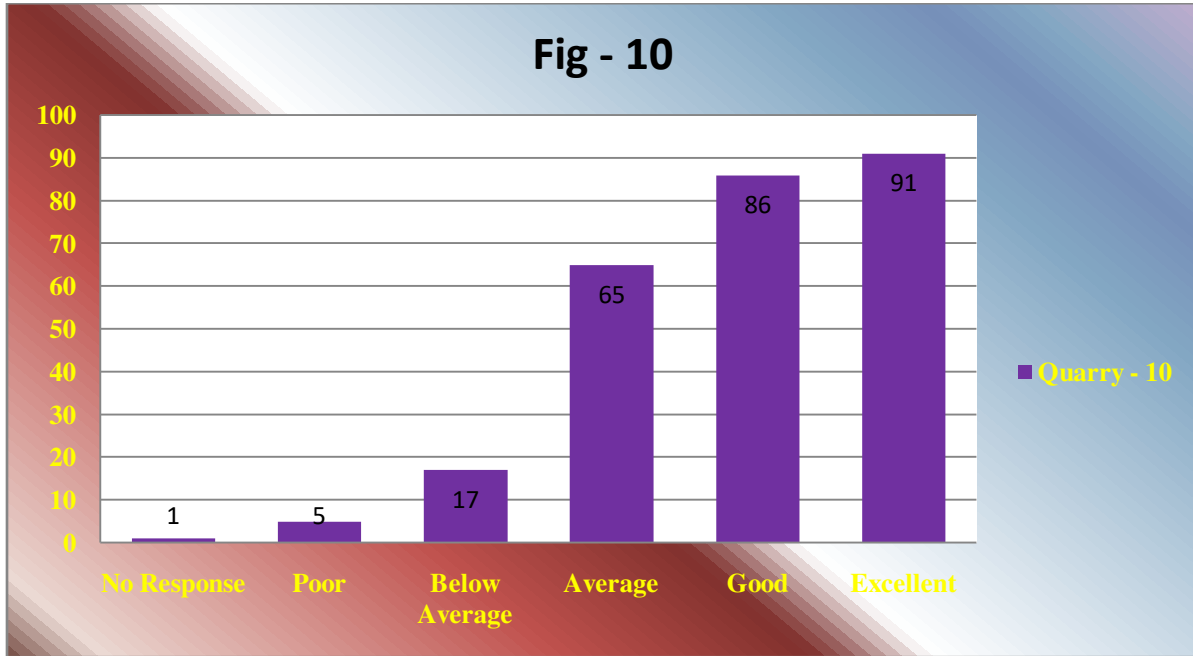
In the **Quarry No 9** it was asked to the parents that whether Cultural activities in the institution were important to the students for their curriculum or not. Analyzing the data it was found that 6 responded that the content is poor to meet the needs demands of the industry.18 responded as below average, 63 responded as average, 87 responded as good and 90 responded that the content is excellent to meet the needs and demand of the programme. It represents that more than 87% of the parents responded that the Cultural activities in the institution were very

important and valuable for the students to continue their curriculum and given good or excellent responses according to the questionnaire scale. (Vide Fig-9).



In the **Quarry No 10** it was asked to the parents that whether Transparency in the examination and evaluation system of the institution were important to the students for their curriculum or not. Analyzing the data it was found that 5 responded that the content is poor to meet the needs demands of the industry. 17 responded as below average, 65 responded as

average, 86 responded as good and 91 responded that the content is excellent to meet the needs and demand of the programme. It represents that more than 92% of the parents responded that the Transparency in the examination and evaluation system of the institution were very important and valuable for the students to continue their curriculum and given good or excellent responses according to the questionnaire scale. (Vide Fig-10).



Discussion

After statistical analysis it was found that regarding overall personality development, importance of practical classes, field visit to face the industry, effective delivery of curriculum, skill enhancement programme, placement and career counseling, cultural activity and transparency in examination the college sustain an excellent administration for overall development of the students

Students Feedback Analysis on Curriculum 2018-2019

During the academic session 2018-2019 the college collected off line & online feedback on curriculum issuing a hard copy of Student Feedback about Curriculum (Annexure – 1 in Feedback Mechanism) to all the students of all departments. After collecting the filled up forms it was found that only 1854 forms with response deposited by the students to the respective in-charges.

Analyzing the responses as data it was found that 94.47% of total students given their responses as feedback on curriculum. After issuing the forms it was instructed to the student to feel free to response each and every quarry.

The questionnaire was framed in five points scale containing 10 quarries. The scores were from 1 to 5 being very poor, poor, mediocre, good and excellent respectively.

Discussion

After statistical analysis it was found that regarding employability in respect of industry needs and demands, technical skill to face the industry the curriculum to be updated to meet the demands of the students so that the students get opportunity to be absorbed by different industry as per following:

1. The curriculum to be revised to face different National Scholarship Examinations like NET, GATE, JAM and CUET, State level examination like SET, CSSC etc. so that the students may compete with nationwide other university students.
2. Hence questions may be arisen to meet the demands of the students at earliest possibility. In view of demand of the students all curriculums to be revised with special emphasis with skill enhancement and employability of the students.
3. In case of communicative skill development in the curriculum Spoken English may be introduced by the university in all levels of course of studies.

A Report on Teachers Feedback Analysis about curriculum 2018-2019

In the area of curriculum delivery, it was found that out of 96 teachers, 94 participated in the curriculum feedback programme, which was online/offline in nature. There were 66 male teachers and 28 female teachers among the respondents.

The respondents were faced with 16 questions on a five-point scale in a questionnaire approved by IQAC covering the areas of teacher's feedback about curriculum.

A report on Employers Feedback Analysis 2018-2019

The college collected offline feedback on curriculum issuing a hard copy of Employers Feedback (Annexure - IV) to all the Employers of all departments. After collecting the filled up forms it was found that only 4 forms with response deposited by the Employers to the respective in charges.

Analyzing the responses as data it was found that 78.50% of total Employers given their responses as feedback. After issuing the forms it was instructed to the Employers to feel free to response each and every quarry.

The questionnaire was framed in four points scale containing 10 quarries. The scores were from 1 to 4 being Unsatisfactory, satisfactory, good and Very good respectively.

Discussion:

After statistical analysis it was found that regarding overall employability of the General communication skill/Interpersonal skill and leadership, team working abilities, Integrity,

Competitiveness, Adoptability to additional work commitment, Open to new ideas and learning new techniques, Commitment towards vision & mission of the organization, inclination towards social responsibilities, the overall rating and many Suggestions of the employers were very good.

A Report on Alumni Feedback Analysis 2018-2019

The register Alumni of the college and many departments of the college have arranged many alumni meeting for academic enrichment or feedback collection on curriculum through offline mode during last academic year 2018-2019. In the area of curriculum delivery, it was found that out of 1500 students only 260 students participated in the feedback programme. There were 156 students among the respondents.

In the area of categorising the UG and PG study, it was found that among the respondents, 200 were completed bachelor's degrees and 60 were completed master's degrees. As the college has no provision to conduct the M. Phil. or Ph. D. programme, no respondents were found from those categories.

A report on Parents Feedback Analysis 2018-2019

The college collected offline feedback on curriculum issuing a hard copy of parent Feedback (Annexure - VII) to all the parents of all department students. After collecting the filled up forms it was found that only 265 forms with response deposited by the parents to the respective in charges.

Analyzing the responses as data it was found that 92.59% of total parents given their responses as feedback. After issuing the forms it was instructed to the parents to feel free to response each and every quarry.

The questionnaire was framed in five points scale containing 10 quarries. The scores were from 1 to 5 being poor, below average, average, good and excellent respectively.

Discussion

After statistical analysis it was found that regarding overall personality development, importance of practical classes, field visit to face the industry, effective delivery of curriculum,

skill enhancement programme, placement and career counseling, cultural activity and transparency in examination the college sustain an excellent administration for overall development of the students

After analysis of the data and preparing a brief report the IQAC coordinator placed the report to the principal for farther action, consequently the principal placed the report to the G. B. of the college. The G. B. of the college made a thorough discussion on the report and recommended to take necessary action by the principal with a request to forward the analyzed report to the university authority for necessary action

K. Maity

22/08/2019

IQAC Co-ordinator.

IQAC Co-ordinator
Mugheria Gangadhar Mahavidyalaya

P. Ghosh

22/08/2019

GB Member

S. M.

22.8.19.
TCS and
GB Member

S. S. S.

22-08-2019

Principal

Mugheria Gangadhar Mahavidyalaya



0/c

MUGBERIA GANGADHAR MAHAVIDYALAYA
P.O.-BHUPATINAGAR, Dist.-PURBA MEDINIPUR, PIN-721425, WEST BENGAL.
INDIA



NAAC Re-Accredited B⁺ LEVEL Govt. aided College
CPE (Under UGC XII Plan) & NCTE Recognized Institution
DBT Star College Scheme Award Recipient
E-mail:

mugberia_college@rediffmail.com//www.mugberiangadharmahavidyalaya.ac.in

Ref. No. MGM/GIA/VC VU/71/2018-19

Date: 23.08.2019

To
Inspector of Colleges,
Vidyasagar University,
Midnapore,
Paschim Medinipur, W. B.

Office of the Inspector of Colleges
VIDYASAGAR UNIVERSITY
Midnapore-721102

Received but Content not verified

Signature with date

27/08/2019

Sub: Submission of Students' Feedback Report of the session 2018-2019.

Sir,

I am submitting herewith the Report of Students' Feedback on Curriculum of the session 2018-2019 with the following points raised by the students in the area of suggestion for your kind consideration.

- The students suggested to include the topics related to different competitive examination in all subject.
- The curriculum to be framed emphasising skill for competitive examinations in all subject so that the students may get job easily.
- The syllabus of practical section of concerned subject to framed reflecting the theory part of the subject.
- The examination schedule to be changed to completed within bare minimum time.
- The practical examinations of B. P. Ed. and M. P. Ed. will be scheduled before the theory examination in all semester.

Thanking You.

Yours Sincerely,

(Dr. Swapan Kumar Misra)

Principal

Principal

Mugberia Gangadhar Mahavidyalaya

